

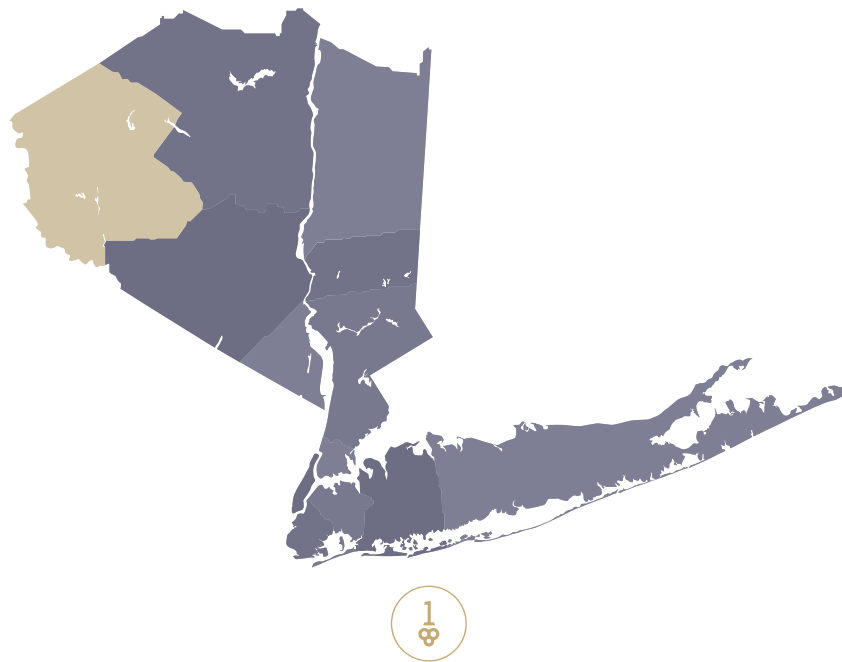
# One Key<sup>®</sup> Sullivan County MLS **Market Update**

*The One Source Real Estate Marketplace*

## April 2023

Sullivan County reported a residential closed median sale price of \$270,000 in April 2023, which is a decrease of 7.30% from the reported figure in April 2022 of \$291,250. There were 66 closed residential transactions and 67 pending transactions on the MLS in April 2023, following 70 closed and 76 pending transactions the month prior.

The OneKey MLS Regional Area reported a closed median sale price of \$575,000 in April 2023, representing a decrease of less than 1.00% as compared to the reported \$580,000 in April 2022. Across the regional coverage area, there were 3,160 closed residential transactions and 4,759 pending transactions, following the reported 3,612 closed and 5,203 pending the month prior.



|                                 |       |          |
|---------------------------------|-------|----------|
| <b>Closed Median Home Price</b> | ..... | <b>2</b> |
| <b>Closed Transactions</b>      | ..... | <b>3</b> |
| <b>Pending Transactions</b>     | ..... | <b>4</b> |

\*Note that Condo Sales reflected in the bar graphs include listings with HOA fees.

Sullivan has been a favorite tourist destination for decades as it's nestled in the beautiful Catskills. This sprawling real estate landscape is home to many resorts, outdoor wilderness adventures, and world-class entertainment, including the famous Woodstock Concert of the 1960s. Many come for a restorative visit, but choose to make it their relaxed home base.

## Sold Property Median Price for:

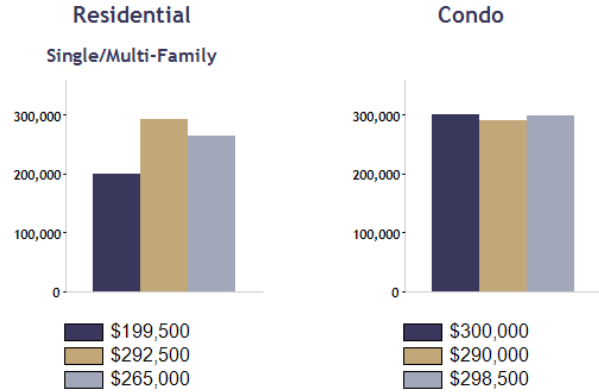
### Location: Sullivan (County)

Date Range



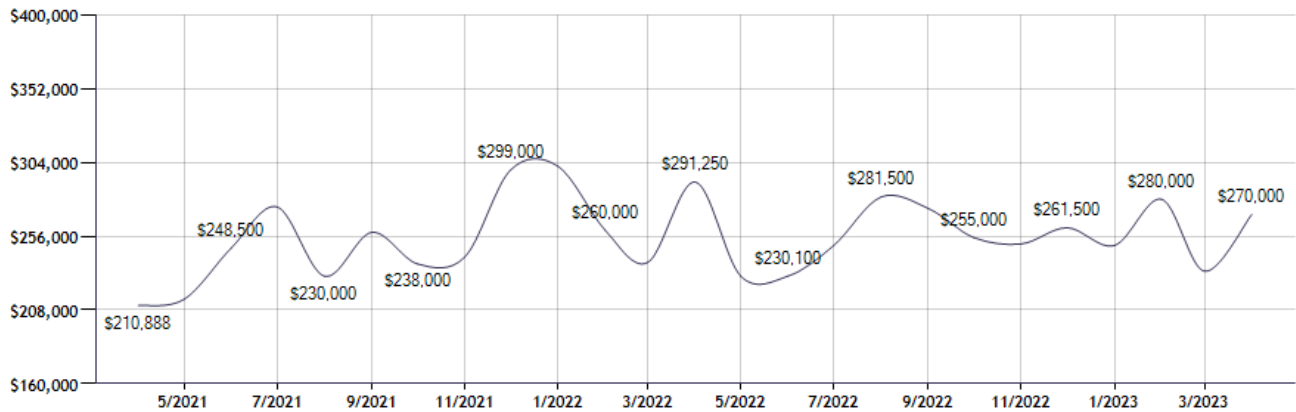
Current Available Inventory - 340  
 Current Median List Price - \$359,000

Residential, Condo, Co-op Properties



| Month    | Current Year | Prior Year | % Change |
|----------|--------------|------------|----------|
| Apr-2023 | \$270,000    | \$291,250  | -7.3     |
| Mar-2023 | \$233,250    | \$239,000  | -2.4     |
| Feb-2023 | \$280,000    | \$260,000  | 7.7      |
| Jan-2023 | \$250,000    | \$301,500  | -17.1    |
| Dec-2022 | \$261,500    | \$299,000  | -12.5    |
| Nov-2022 | \$251,000    | \$242,450  | 3.5      |
| Oct-2022 | \$255,000    | \$238,000  | 7.1      |
| Sep-2022 | \$274,000    | \$258,500  | 6.0      |
| Aug-2022 | \$281,500    | \$230,000  | 22.4     |
| Jul-2022 | \$250,000    | \$275,000  | -9.1     |
| Jun-2022 | \$230,100    | \$248,500  | -7.4     |
| May-2022 | \$230,000    | \$215,000  | 7.0      |

## Sold Property Median Price for: Location: Sullivan (County) (Last 24 Months - Residential, Condo, Co-op Properties)



Note: Information displayed in the data table is compiled by OneKey® MLS and represents a combined total of Residential, Condo, Co-op Properties sales for the selected time frame. Only available data will be displayed. Please note that small data samples will skew the % of change year to year. This information is intended for marketing purposes only. To access more detailed market reports visit <https://www.onekeymls.com/market-statistics>

## Sold Property Counts for:

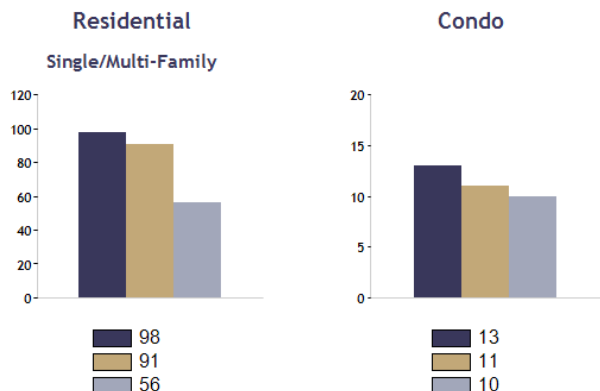
### Location: Sullivan (County)

Date Range



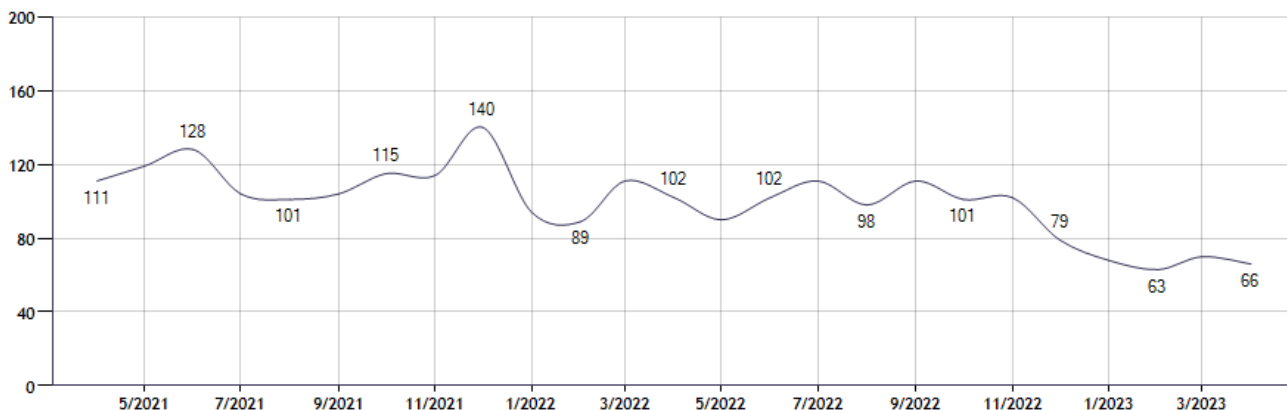
Current Available Inventory - 340  
 Current Median List Price - \$359,000

Residential, Condo, Co-op Properties



| Month    | Current Year | Prior Year | % Change |
|----------|--------------|------------|----------|
| Apr-2023 | 66           | 102        | -35.3    |
| Mar-2023 | 70           | 111        | -36.9    |
| Feb-2023 | 63           | 89         | -29.2    |
| Jan-2023 | 68           | 94         | -27.7    |
| Dec-2022 | 79           | 140        | -43.6    |
| Nov-2022 | 102          | 114        | -10.5    |
| Oct-2022 | 101          | 115        | -12.2    |
| Sep-2022 | 111          | 104        | 6.7      |
| Aug-2022 | 98           | 101        | -3.0     |
| Jul-2022 | 111          | 104        | 6.7      |
| Jun-2022 | 102          | 128        | -20.3    |
| May-2022 | 90           | 119        | -24.4    |

### Sold Property Counts for: Location: Sullivan (County) (Last 24 Months - Residential, Condo, Co-op Properties)



Note: Information displayed in the data table is compiled by OneKey® MLS and represents a combined total of Residential, Condo, Co-op Properties sales for the selected time frame. Only available data will be displayed. Please note that small data samples will skew the % of change year to year. This information is intended for marketing purposes only. To access more detailed market reports visit <https://www.onekeymls.com/market-statistics>

## Pending Sales Counts for:

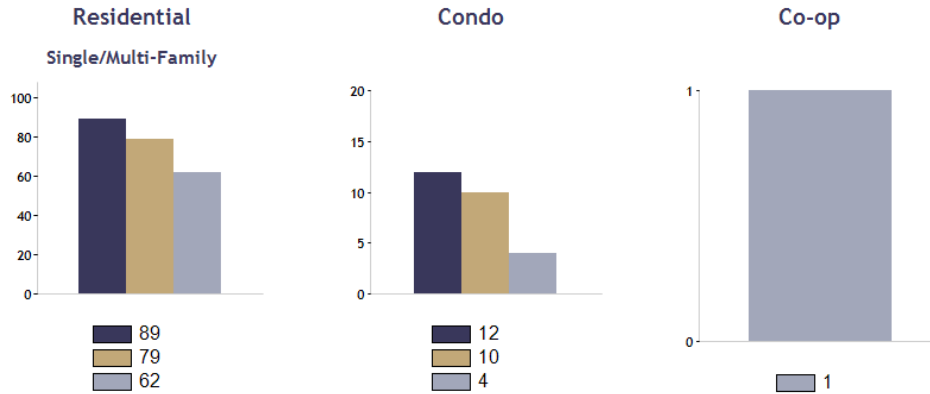
### Location: Sullivan (County)

Date Range



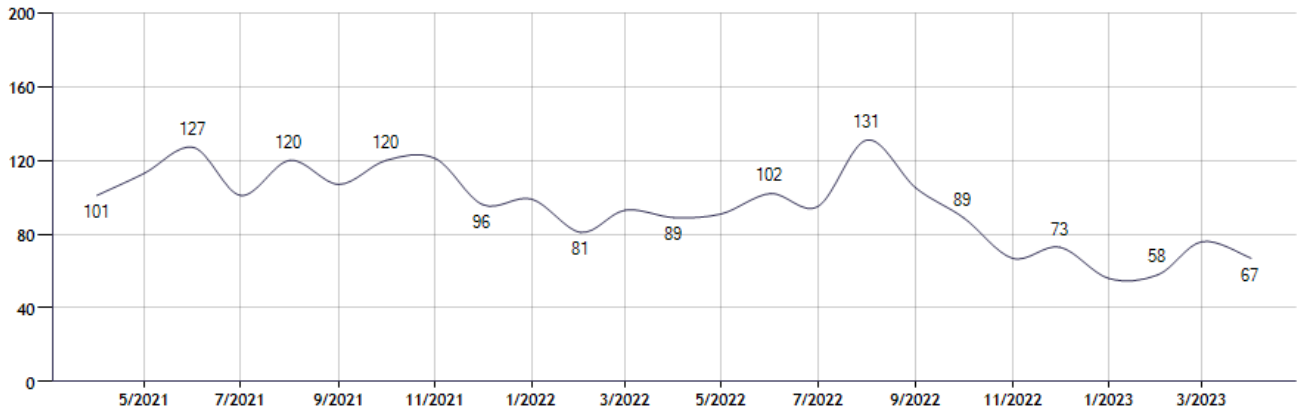
Current Available Inventory - 340  
 Current Median List Price - \$359,000

Residential, Condo, Co-op Properties



| Month    | Current Year | Prior Year | % Change |
|----------|--------------|------------|----------|
| Apr-2023 | 67           | 89         | -24.7    |
| Mar-2023 | 76           | 93         | -18.3    |
| Feb-2023 | 58           | 81         | -28.4    |
| Jan-2023 | 56           | 99         | -43.4    |
| Dec-2022 | 73           | 96         | -24.0    |
| Nov-2022 | 67           | 121        | -44.6    |
| Oct-2022 | 89           | 120        | -25.8    |
| Sep-2022 | 105          | 107        | -1.9     |
| Aug-2022 | 131          | 120        | 9.2      |
| Jul-2022 | 95           | 101        | -5.9     |
| Jun-2022 | 102          | 127        | -19.7    |
| May-2022 | 91           | 113        | -19.5    |

### Pending Sales Counts for: Location: Sullivan (County) (Last 24 Months - Residential, Condo, Co-op Properties)



Note: Information displayed in the data table is compiled by OneKey® MLS and represents a combined total of Residential, Condo, Co-op Properties sales for the selected time frame. Only available data will be displayed. Please note that small data samples will skew the % of change year to year. This information is intended for marketing purposes only. To access more detailed market reports visit <https://www.onekeymls.com/market-statistics>