

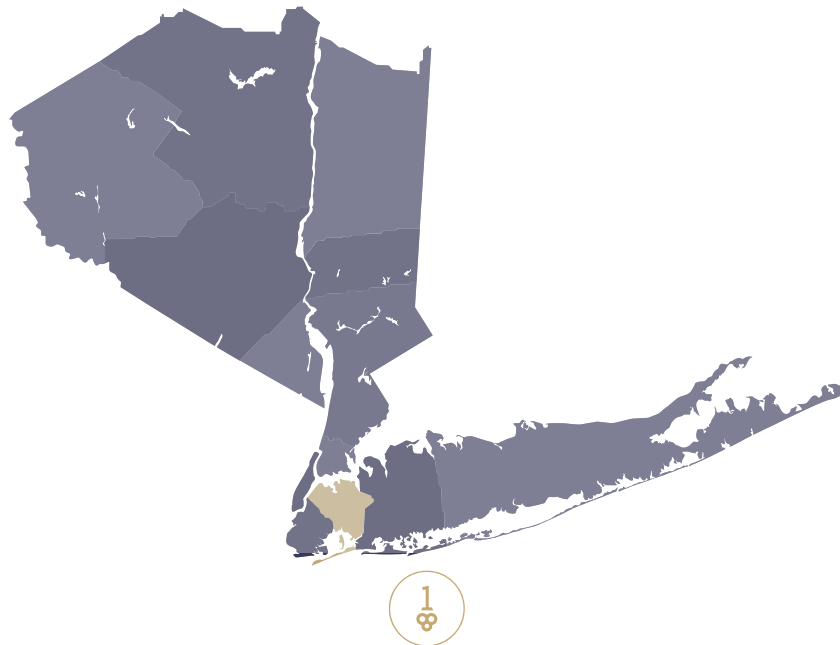
# One Key<sup>®</sup> Queens County MLS Market Update

*The One Source Real Estate Marketplace*

## April 2023

Queens County reported a residential closed median sales price of \$650,000 in April 2023, which represents an increase of less than 1.00% from the \$649,000 reported in April 2022. There were 577 closed sales transactions and 814 pending transactions reported in April 2023, following 677 closed and 951 pending transactions reported the month prior.

The OneKey MLS Regional Area reported a closed median sale price of \$575,000 in April 2023, representing a decrease of less than 1.00% as compared to the reported \$580,000 in April 2022. Across the regional coverage area, there were 3,160 closed residential transactions and 4,759 pending transactions, following the reported 3,612 closed and 5,203 pending the month prior.



<b>Closed Median Sale Price</b>	.....	<b>2</b>
<b>Pending Median Sale Price</b>	.....	<b>3</b>
<b>Closed Transactions</b>	.....	<b>4</b>
<b>Pending Transactions</b>	.....	<b>5</b>

\*Note that Condo Sales reflected in the bar graphs include listings with HOA fees.

**Queens** is NYC's largest and most diverse borough with equally diverse housing options, including high-rise apartments, single-family homes, and brownstones. Lively and engaging, it is renowned for its art scene, the NY Hall of Science, and the many family-owned restaurants serving authentic cuisine using ingredients from the area's many specialty markets.

## Sold Property Median Price for:

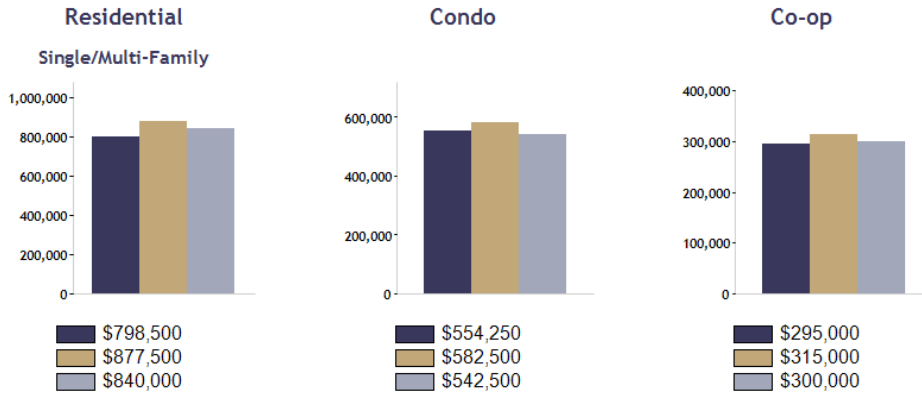
### Location: Queens (County)

Date Range



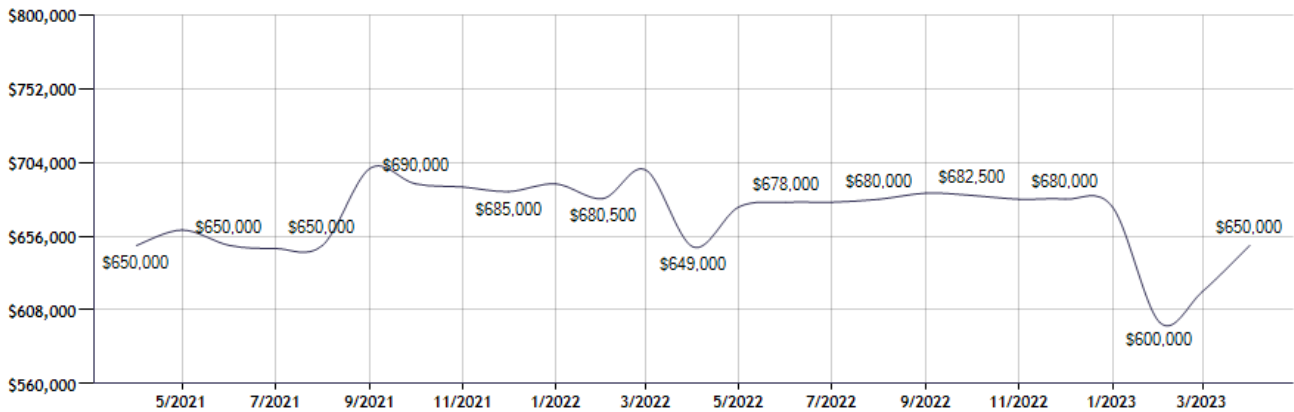
Current Available Inventory - 4,838  
Current Median List Price - \$669,000

Residential, Condo, Co-op Properties



Month	Current Year	Prior Year	% Change
Apr-2023	\$650,000	\$649,000	0.2
Mar-2023	\$620,000	\$699,000	-11.3
Feb-2023	\$600,000	\$680,500	-11.8
Jan-2023	\$675,000	\$690,000	-2.2
Dec-2022	\$680,000	\$685,000	-0.7
Nov-2022	\$680,000	\$688,000	-1.2
Oct-2022	\$682,500	\$690,000	-1.1
Sep-2022	\$684,000	\$700,000	-2.3
Aug-2022	\$680,000	\$650,000	4.6
Jul-2022	\$678,000	\$647,990	4.6
Jun-2022	\$678,000	\$650,000	4.3
May-2022	\$675,000	\$660,000	2.3

## Sold Property Median Price for: Location: Queens (County) (Last 24 Months - Residential, Condo, Co-op Properties)



Note: Information displayed in the data table is compiled by OneKey® MLS and represents a combined total of Residential, Condo, Co-op Properties sales for the selected time frame. Only available data will be displayed. Please note that small data samples will skew the % of change year to year. This information is intended for marketing purposes only. To access more detailed market reports visit <https://www.onekeymls.com/market-statistics>

## Pending Sales Median Price for:

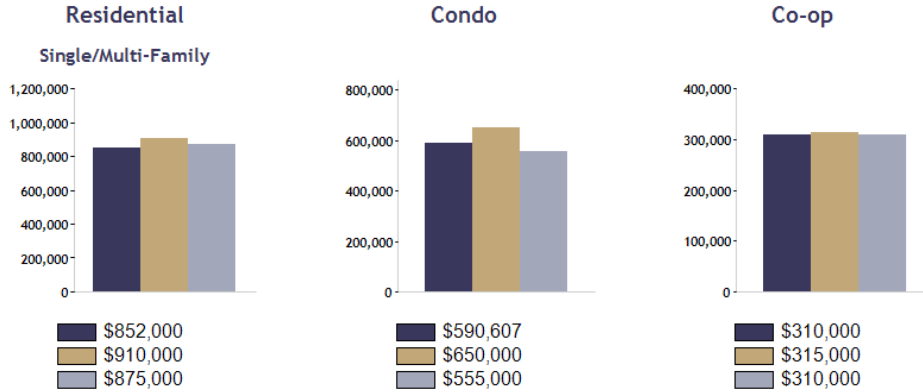
### Location: Queens (County)

Date Range



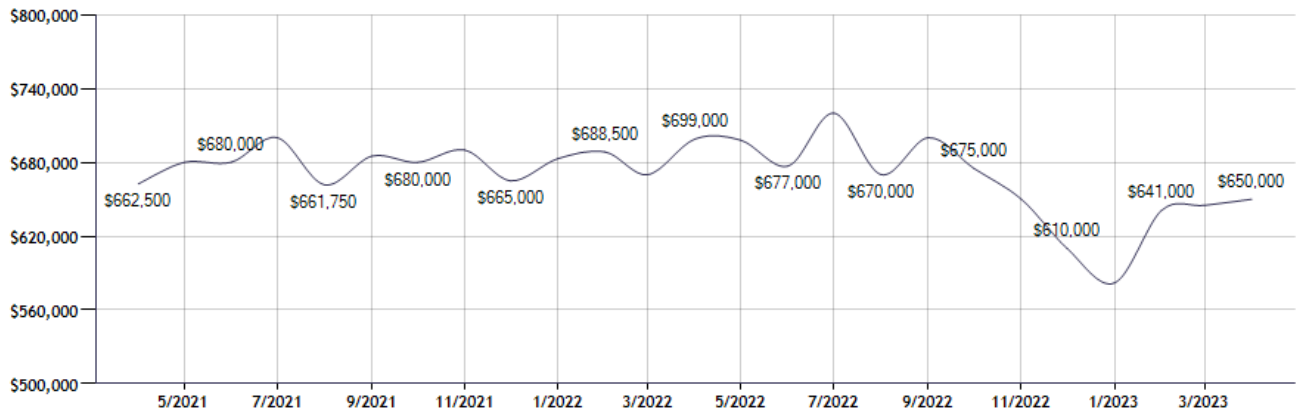
Current Available Inventory - 4,842  
 Current Median List Price - \$669,000

Residential, Condo, Co-op Properties



Month	Current Year	Prior Year	% Change
Apr-2023	\$650,000	\$699,000	-7.0
Mar-2023	\$645,000	\$670,000	-3.7
Feb-2023	\$641,000	\$688,500	-6.9
Jan-2023	\$582,000	\$683,000	-14.8
Dec-2022	\$610,000	\$665,000	-8.3
Nov-2022	\$650,000	\$690,000	-5.8
Oct-2022	\$675,000	\$680,000	-0.7
Sep-2022	\$700,000	\$685,000	2.2
Aug-2022	\$670,000	\$661,750	1.2
Jul-2022	\$720,000	\$700,000	2.9
Jun-2022	\$677,000	\$680,000	-0.4
May-2022	\$698,000	\$680,000	2.6

## Pending Sales Median Price for: Location: Queens (County) (Last 24 Months - Residential, Condo, Co-op Properties)



Note: Information displayed in the data table is compiled by OneKey® MLS and represents a combined total of Residential, Condo, Co-op Properties sales for the selected time frame. Only available data will be displayed. Please note that small data samples will skew the % of change year to year. This information is intended for marketing purposes only. To access more detailed market reports visit <https://www.onekeymls.com/market-statistics>

## Sold Property Counts for:

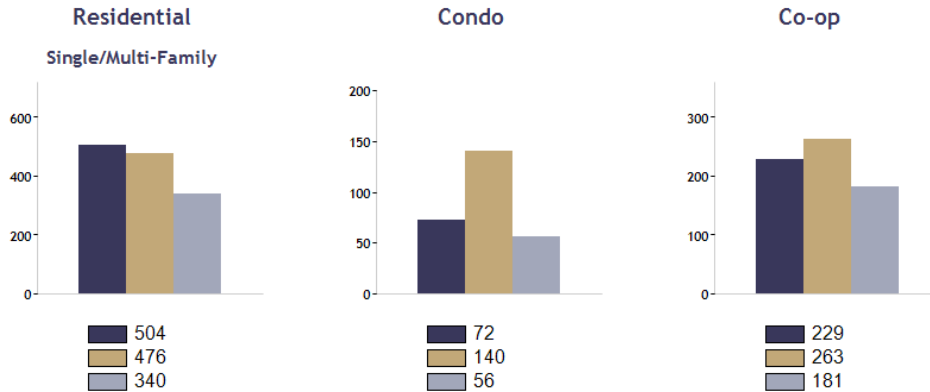
### Location: Queens (County)

Date Range



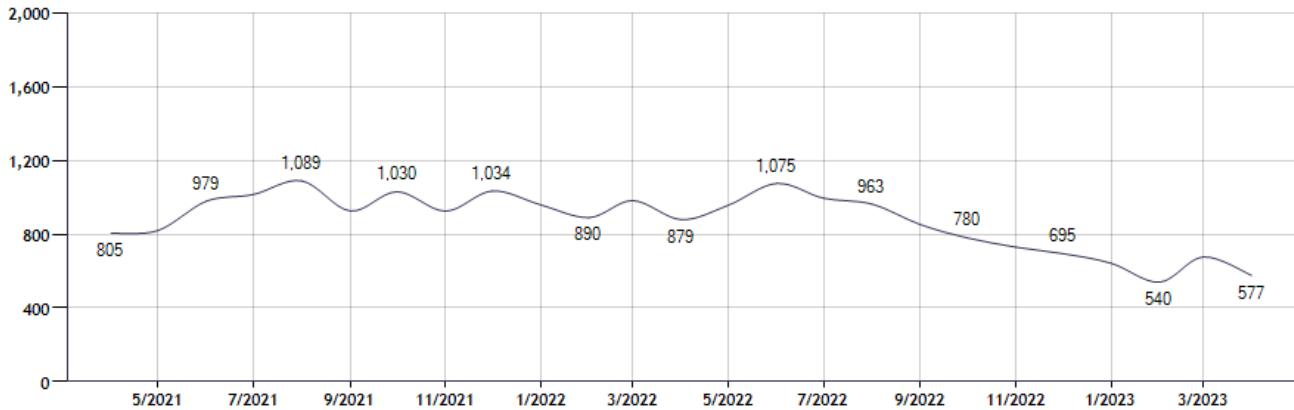
Current Available Inventory - 4,839  
 Current Median List Price - \$669,000

Residential, Condo, Co-op Properties



Month	Current Year	Prior Year	% Change
Apr-2023	577	879	-34.4
Mar-2023	677	982	-31.1
Feb-2023	540	890	-39.3
Jan-2023	643	959	-33.0
Dec-2022	695	1,034	-32.8
Nov-2022	730	925	-21.1
Oct-2022	780	1,030	-24.3
Sep-2022	852	926	-8.0
Aug-2022	963	1,089	-11.6
Jul-2022	995	1,015	-2.0
Jun-2022	1,075	979	9.8
May-2022	957	820	16.7

### Sold Property Counts for: Location: Queens (County) (Last 24 Months - Residential, Condo, Co-op Properties)



Note: Information displayed in the data table is compiled by OneKey® MLS and represents a combined total of Residential, Condo, Co-op Properties sales for the selected time frame. Only available data will be displayed. Please note that small data samples will skew the % of change year to year. This information is intended for marketing purposes only. To access more detailed market reports visit <https://www.onekeymls.com/market-statistics>

## Pending Sales Counts for:

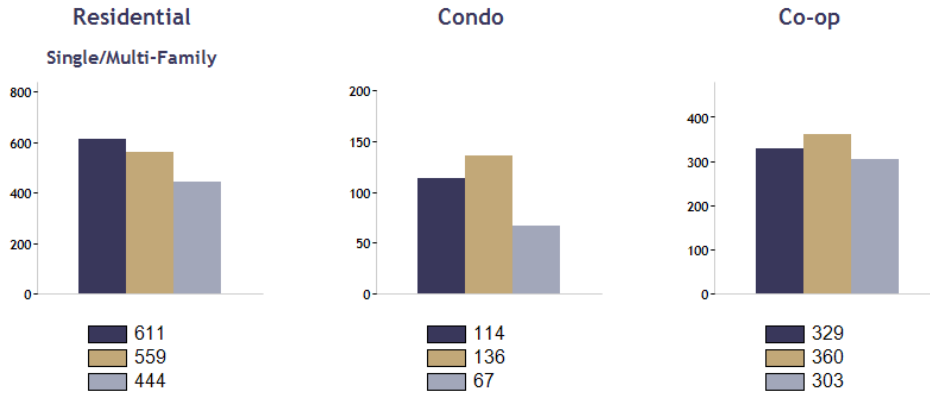
### Location: Queens (County)

Date Range



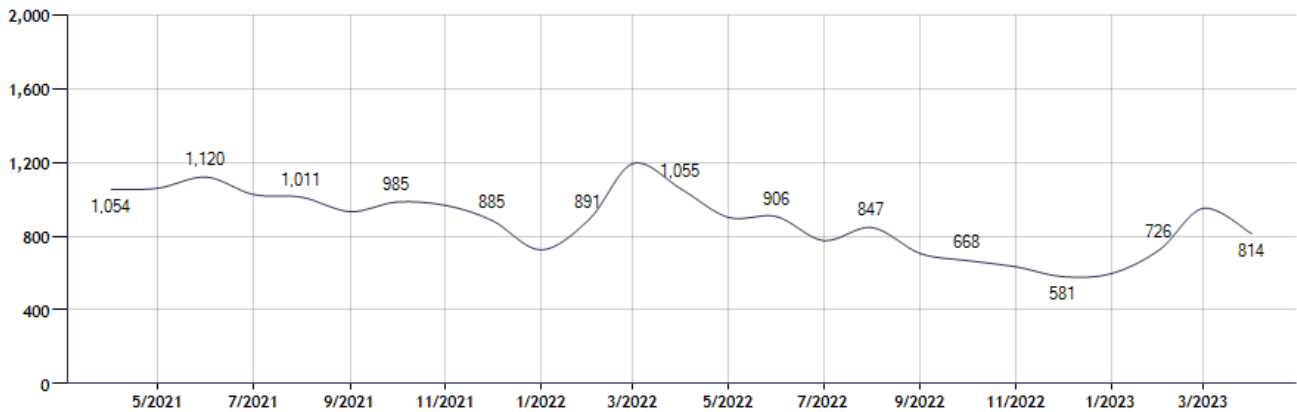
Current Available Inventory - 4,838  
 Current Median List Price - \$669,000

Residential, Condo, Co-op Properties



Month	Current Year	Prior Year	% Change
Apr-2023	814	1,055	-22.8
Mar-2023	951	1,193	-20.3
Feb-2023	726	891	-18.5
Jan-2023	597	726	-17.8
Dec-2022	581	885	-34.4
Nov-2022	635	967	-34.3
Oct-2022	668	985	-32.2
Sep-2022	706	933	-24.3
Aug-2022	847	1,011	-16.2
Jul-2022	776	1,026	-24.4
Jun-2022	906	1,120	-19.1
May-2022	902	1,060	-14.9

### Pending Sales Counts for: Location: Queens (County) (Last 24 Months - Residential, Condo, Co-op Properties)



Note: Information displayed in the data table is compiled by OneKey® MLS and represents a combined total of Residential, Condo, Co-op Properties sales for the selected time frame. Only available data will be displayed. Please note that small data samples will skew the % of change year to year. This information is intended for marketing purposes only. To access more detailed market reports visit <https://www.onekeymls.com/market-statistics>