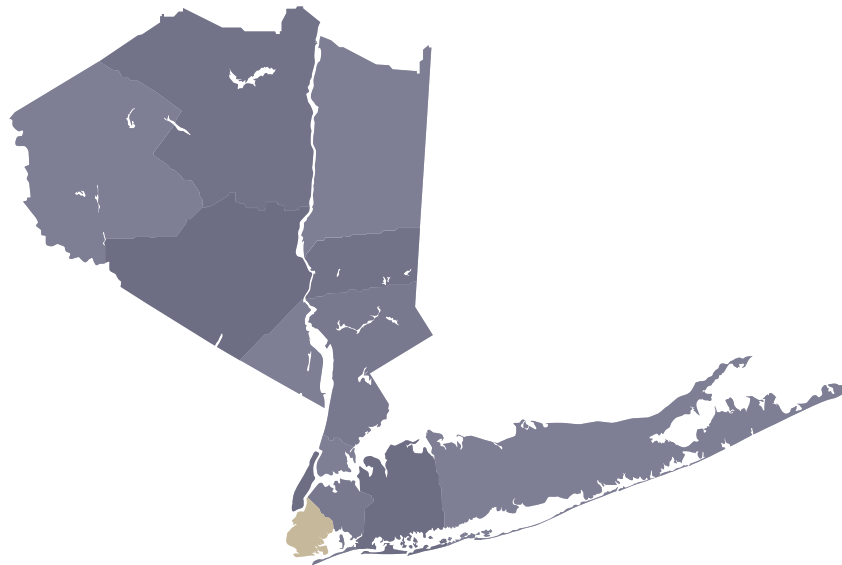


# April 2023

Brooklyn reported a residential closed median sales price of \$879,900 in April 2023, a decrease of 2.10% as compared to \$899,000 reported in April 2022. There were 105 closed residential sales transactions and 246 pending transactions reported in April 2023, following 133 closed and 230 pending transactions reported the month prior.



<b>Closed Median Sale Price</b>	.....	<b>2</b>
<b>Pending Median Sale Price</b>	.....	<b>3</b>
<b>Closed Transactions</b>	.....	<b>4</b>
<b>Pending Transactions</b>	.....	<b>5</b>

\*Note that Condo Sales reflected in the bar graphs include listings with HOA fees.

Brooklyn offers a wealth of cultural museums, world-class restaurants, a thriving theater and bar scene, and first-rate housing opportunities. From high-rise apartments to townhomes, co-ops, and condos, Brooklyn has something to suit every budget. Its rich cultural heritage is popular among young professionals looking for an easy commute to Manhattan.

## Sold Property Median Price for:

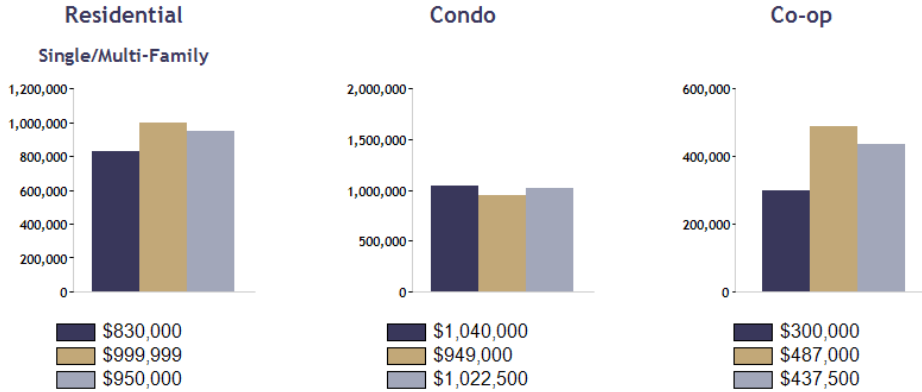
### Location: Kings/Brooklyn (County)

Date Range



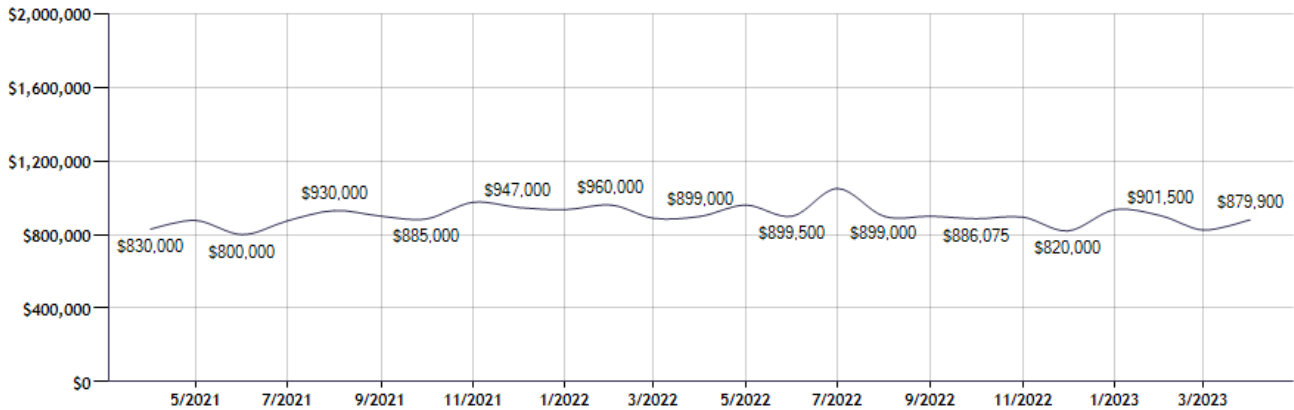
Current Available Inventory - 1,129  
 Current Median List Price - \$999,000

Residential, Condo, Co-op Properties



Month	Current Year	Prior Year	% Change
Apr-2023	\$879,900	\$899,000	-2.1
Mar-2023	\$825,000	\$888,500	-7.1
Feb-2023	\$901,500	\$960,000	-6.1
Jan-2023	\$935,000	\$935,000	0.0
Dec-2022	\$820,000	\$947,000	-13.4
Nov-2022	\$895,000	\$975,000	-8.2
Oct-2022	\$886,075	\$885,000	0.1
Sep-2022	\$900,000	\$900,000	0.0
Aug-2022	\$899,000	\$930,000	-3.3
Jul-2022	\$1,050,000	\$875,000	20.0
Jun-2022	\$899,500	\$800,000	12.4
May-2022	\$960,000	\$876,250	9.6

### Sold Property Median Price for: Location: Kings/Brooklyn (County) (Last 24 Months - Residential, Condo, Co-op Properties)



Note: Information displayed in the data table is compiled by OneKey® MLS and represents a combined total of Residential, Condo, Co-op Properties sales for the selected time frame. Only available data will be displayed. Please note that small data samples will skew the % of change year to year. This information is intended for marketing purposes only. To access more detailed market reports visit <https://www.onekeymls.com/market-statistics>

## Pending Sales Median Price for:

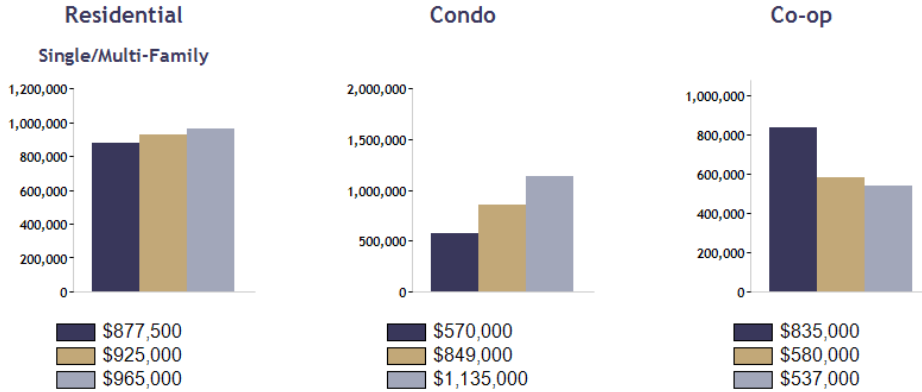
Location: Kings/Brooklyn (County)

Date Range



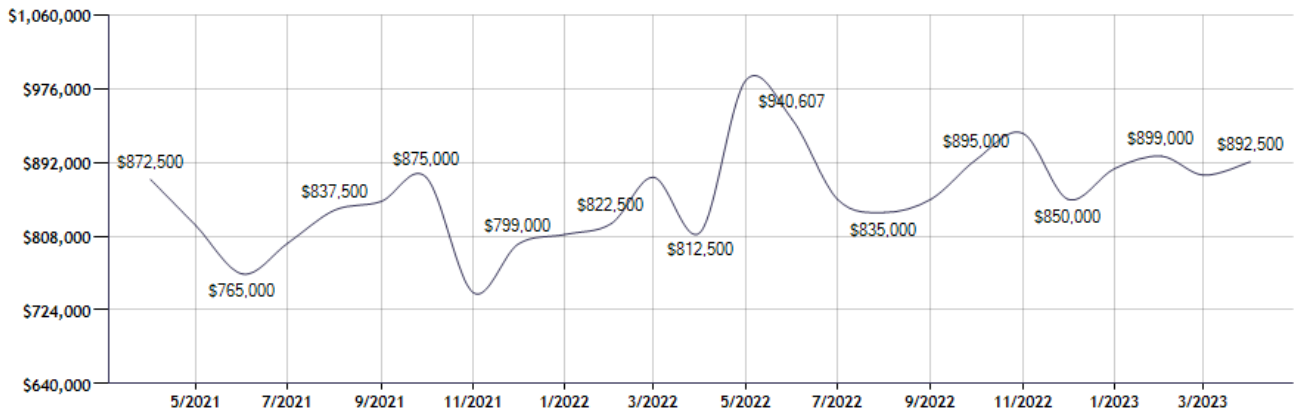
Current Available Inventory - 1,128  
Current Median List Price - \$999,000

Residential, Condo, Co-op Properties



Month	Current Year	Prior Year	% Change
Apr-2023	\$892,500	\$812,500	9.8
Mar-2023	\$877,450	\$875,000	0.3
Feb-2023	\$899,000	\$822,500	9.3
Jan-2023	\$885,000	\$810,000	9.3
Dec-2022	\$850,000	\$799,000	6.4
Nov-2022	\$925,000	\$744,000	24.3
Oct-2022	\$895,000	\$875,000	2.3
Sep-2022	\$850,000	\$847,500	0.3
Aug-2022	\$835,000	\$837,500	-0.3
Jul-2022	\$850,000	\$800,000	6.3
Jun-2022	\$940,607	\$765,000	23.0
May-2022	\$985,000	\$820,000	20.1

## Pending Sales Median Price for: Location: Kings/Brooklyn (County) (Last 24 Months - Residential, Condo, Co-op Properties)



Note: Information displayed in the data table is compiled by OneKey® MLS and represents a combined total of Residential, Condo, Co-op Properties sales for the selected time frame. Only available data will be displayed. Please note that small data samples will skew the % of change year to year. This information is intended for marketing purposes only. To access more detailed market reports visit <https://www.onekeymls.com/market-statistics>

## Sold Property Counts for:

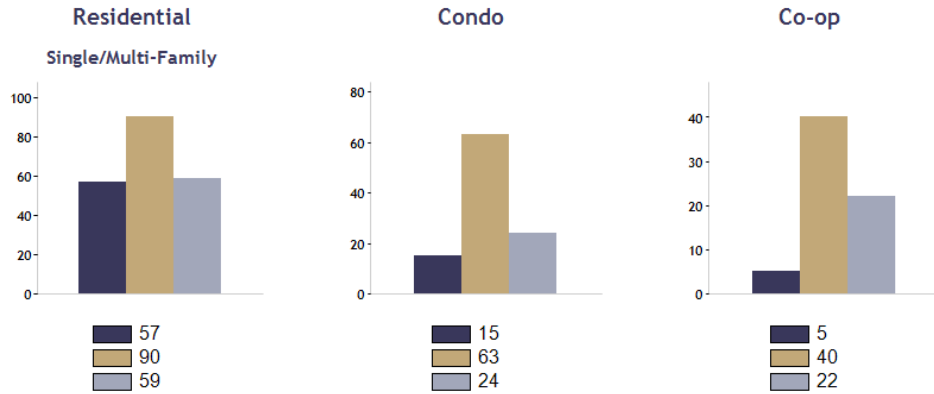
Location: Kings/Brooklyn (County)

Date Range

Apr 2021	Apr 2022	Apr 2023
----------	----------	----------

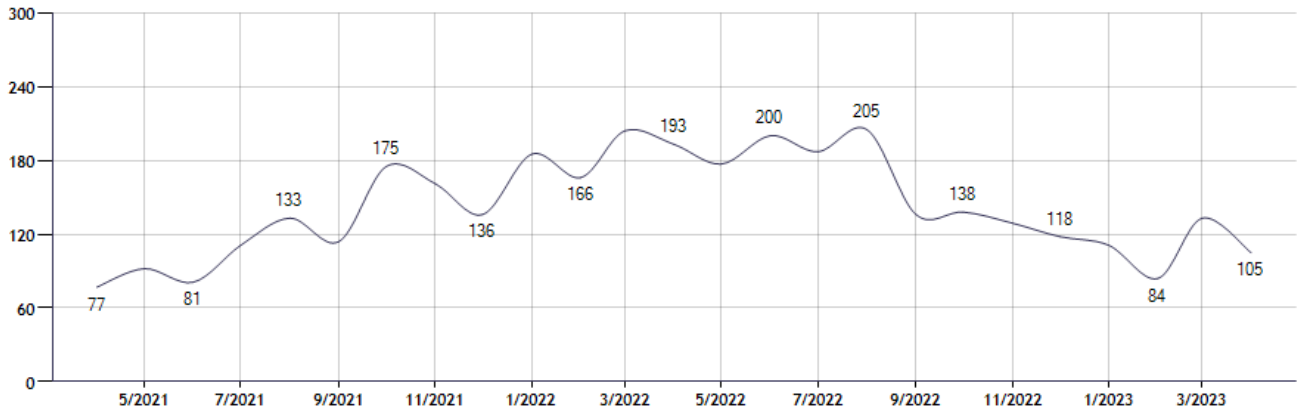
Current Available Inventory - 1,129  
 Current Median List Price - \$999,000

Residential, Condo, Co-op Properties



Month	Current Year	Prior Year	% Change
Apr-2023	105	193	-45.6
Mar-2023	133	204	-34.8
Feb-2023	84	166	-49.4
Jan-2023	111	185	-40.0
Dec-2022	118	136	-13.2
Nov-2022	129	161	-19.9
Oct-2022	138	175	-21.1
Sep-2022	136	114	19.3
Aug-2022	205	133	54.1
Jul-2022	187	111	68.5
Jun-2022	200	81	146.9
May-2022	177	92	92.4

## Sold Property Counts for: Location: Kings/Brooklyn (County) (Last 24 Months - Residential, Condo, Co-op Properties)



Note: Information displayed in the data table is compiled by OneKey® MLS and represents a combined total of Residential, Condo, Co-op Properties sales for the selected time frame. Only available data will be displayed. Please note that small data samples will skew the % of change year to year. This information is intended for marketing purposes only. To access more detailed market reports visit <https://www.onekeymls.com/market-statistics>

## Pending Sales Counts for:

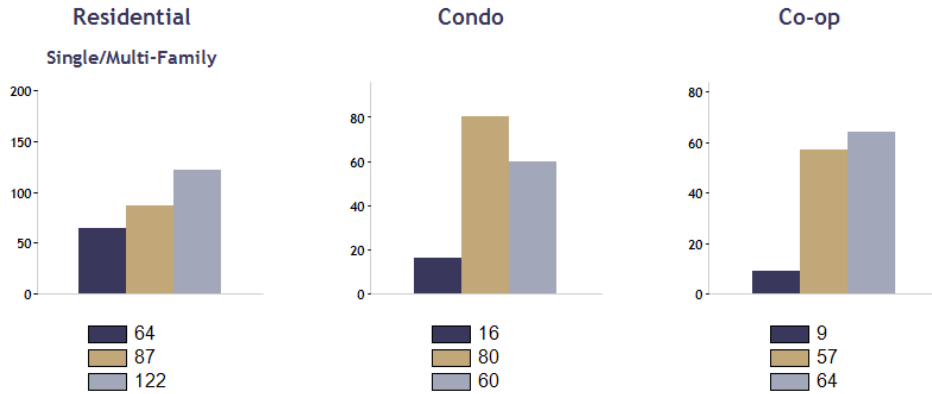
Location: Kings/Brooklyn (County)

Date Range



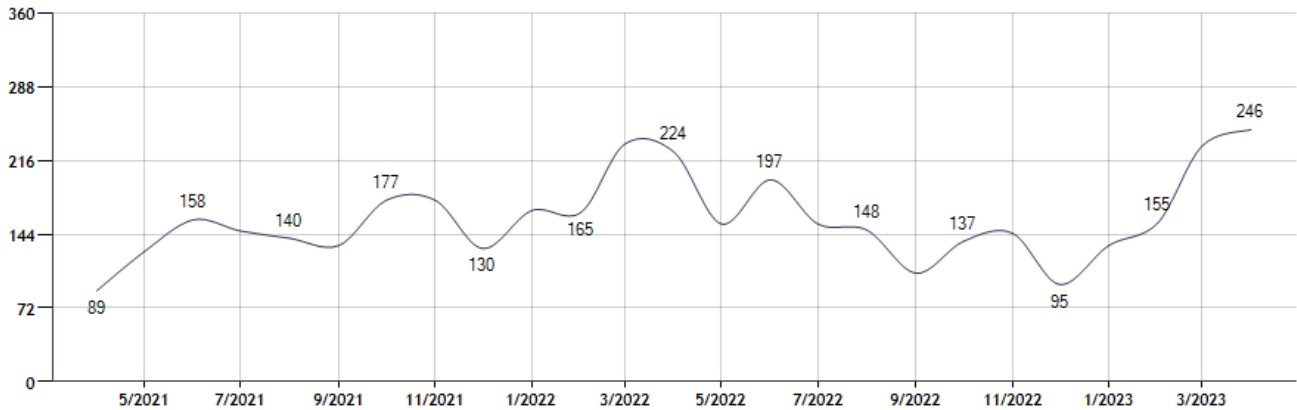
Current Available Inventory - 1,128  
Current Median List Price - \$999,000

Residential, Condo, Co-op Properties



Month	Current Year	Prior Year	% Change
Apr-2023	246	224	9.8
Mar-2023	230	232	-0.9
Feb-2023	155	165	-6.1
Jan-2023	133	167	-20.4
Dec-2022	95	130	-26.9
Nov-2022	145	177	-18.1
Oct-2022	137	177	-22.6
Sep-2022	106	133	-20.3
Aug-2022	148	140	5.7
Jul-2022	154	147	4.8
Jun-2022	197	158	24.7
May-2022	154	127	21.3

## Pending Sales Counts for: Location: Kings/Brooklyn (County) (Last 24 Months - Residential, Condo, Co-op Properties)



Note: Information displayed in the data table is compiled by OneKey® MLS and represents a combined total of Residential, Condo, Co-op Properties sales for the selected time frame. Only available data will be displayed. Please note that small data samples will skew the % of change year to year. This information is intended for marketing purposes only. To access more detailed market reports visit <https://www.onekeymls.com/market-statistics>