

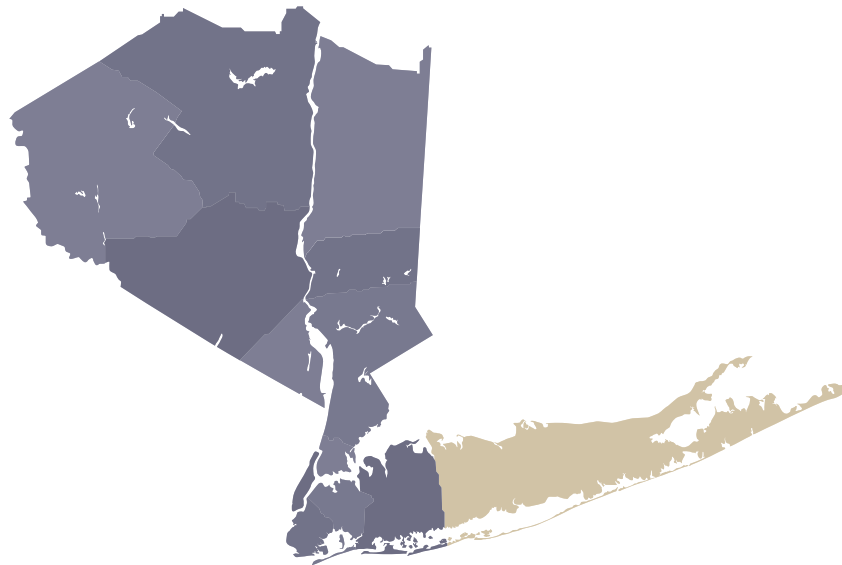
One Key[®] **Suffolk County Market Update**

The One Source Real Estate Marketplace

March 2023

Suffolk County reported a residential closed median sale price of \$515,000 in March 2023, which represents a 2.70% decrease from the \$529,000 reported the prior year in March 2022. There were 924 closed sales transactions and 1,352 pending transactions reported in March 2023, following 803 closed and 1,009 pending transactions reported in the month prior.

The OneKey MLS Regional Area reported a closed median sale price of \$550,000 in March 2023, representing a decrease of 4.40% as compared to the reported \$575,000 in March 2022. Across the regional coverage area, there were 3,525 closed residential transactions and 5,268 pending transactions, following the reported 3,046 closed and 3,883 pending the month prior.



Closed Median Sale Price	2
Pending Median Sale Price	3
Closed Transactions	4
Pending Transactions	5

*Note that Condo Sales reflected in the bar graphs include listings with HOA fees.

Suffolk, easternmost in NY, offers diverse suburban and rural housing options, like rustic farmhouses, modest homes, beach bungalows, and modern apartments. Locals suggest the Walt Whitman Historic Site, Wertheim National Wildlife Refuge, Fire Island National Seashore, and numerous wineries, gourmet restaurants, and bustling downtown districts.

Sold Property Median Price for:

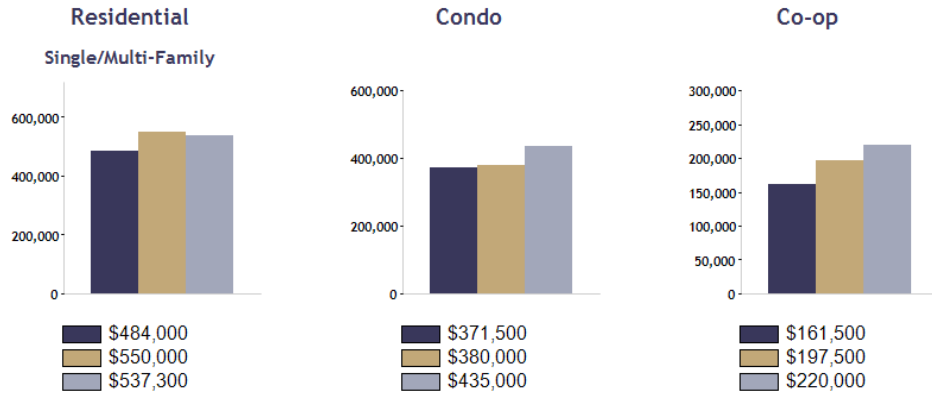
Location: Suffolk (County)

Date Range

Mar 2021	Mar 2022	Mar 2023
----------	----------	----------

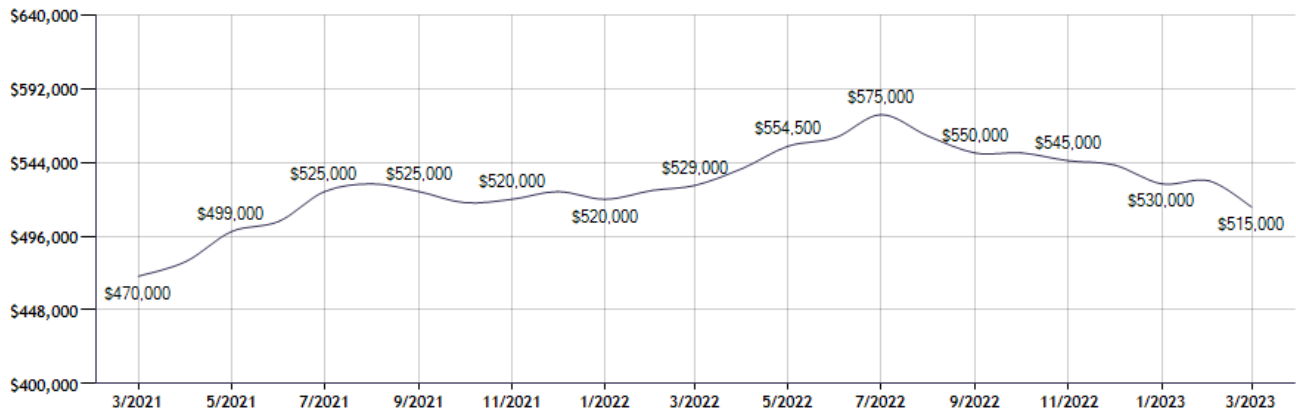
Current Available Inventory - 2,418
 Current Median List Price - \$677,000

Residential, Condo, Co-op Properties



Month	Current Year	Prior Year	% Change
Mar-2023	\$515,000	\$529,000	-2.6
Feb-2023	\$532,000	\$525,750	1.2
Jan-2023	\$530,000	\$520,000	1.9
Dec-2022	\$542,250	\$525,000	3.3
Nov-2022	\$545,000	\$520,000	4.8
Oct-2022	\$550,000	\$517,750	6.2
Sep-2022	\$550,000	\$525,000	4.8
Aug-2022	\$561,000	\$530,000	5.8
Jul-2022	\$575,000	\$525,000	9.5
Jun-2022	\$560,000	\$505,585	10.8
May-2022	\$554,500	\$499,000	11.1
Apr-2022	\$540,000	\$479,450	12.6

Sold Property Median Price for: Location: Suffolk (County) (Last 24 Months - Residential, Condo, Co-op Properties)



Note: Information displayed in the data table is compiled by OneKey® MLS and represents a combined total of Residential, Condo, Co-op Properties sales for the selected time frame. Only available data will be displayed. Please note that small data samples will skew the % of change year to year. This information is intended for marketing purposes only. To access more detailed market reports visit <https://www.onekeymls.com/market-statistics>

Pending Sales Median Price for:

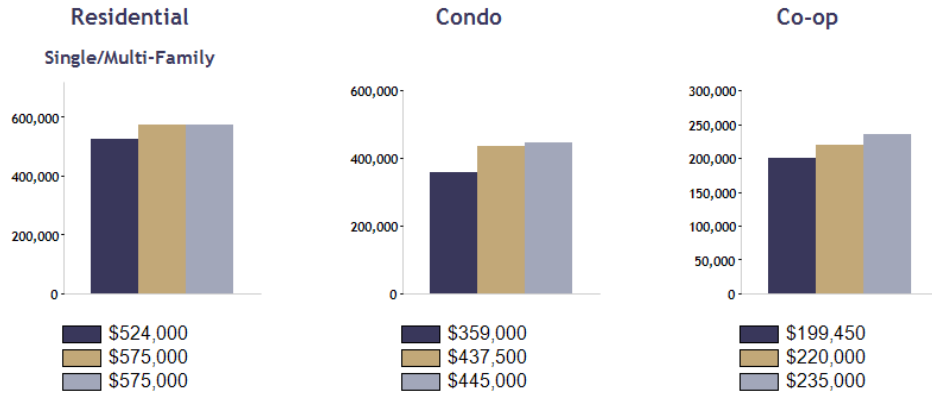
Location: Suffolk (County)

Date Range

Mar 2021	Mar 2022	Mar 2023
----------	----------	----------

Current Available Inventory - 2,419
 Current Median List Price - \$679,000

Residential, Condo, Co-op Properties



Month	Current Year	Prior Year	% Change
Mar-2023	\$560,000	\$553,500	1.2
Feb-2023	\$539,990	\$550,000	-1.8
Jan-2023	\$515,000	\$530,000	-2.8
Dec-2022	\$515,000	\$535,000	-3.7
Nov-2022	\$535,000	\$520,000	2.9
Oct-2022	\$535,000	\$529,000	1.1
Sep-2022	\$553,500	\$525,000	5.4
Aug-2022	\$540,000	\$513,750	5.1
Jul-2022	\$550,000	\$525,000	4.8
Jun-2022	\$569,000	\$527,000	8.0
May-2022	\$570,000	\$540,000	5.6
Apr-2022	\$565,000	\$516,000	9.5

Pending Sales Median Price for: Location: Suffolk (County) (Last 24 Months - Residential, Condo, Co-op Properties)



Note: Information displayed in the data table is compiled by OneKey® MLS and represents a combined total of Residential, Condo, Co-op Properties sales for the selected time frame. Only available data will be displayed. Please note that small data samples will skew the % of change year to year. This information is intended for marketing purposes only. To access more detailed market reports visit <https://www.onekeymls.com/market-statistics>

Sold Property Counts for:

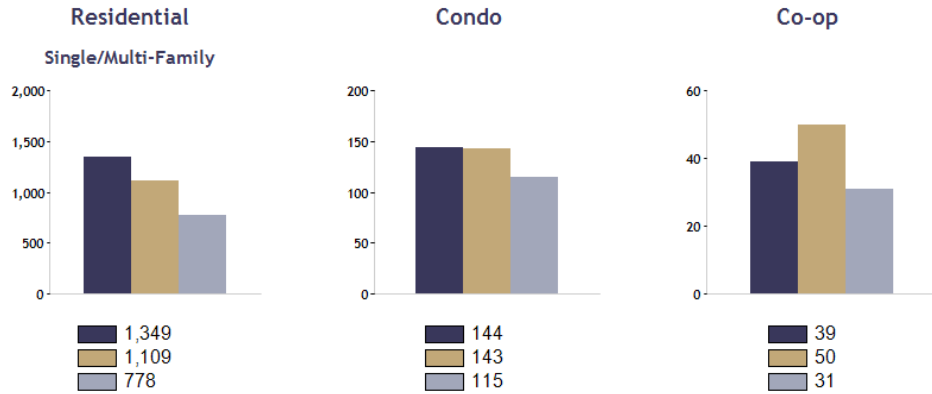
Location: Suffolk (County)

Date Range



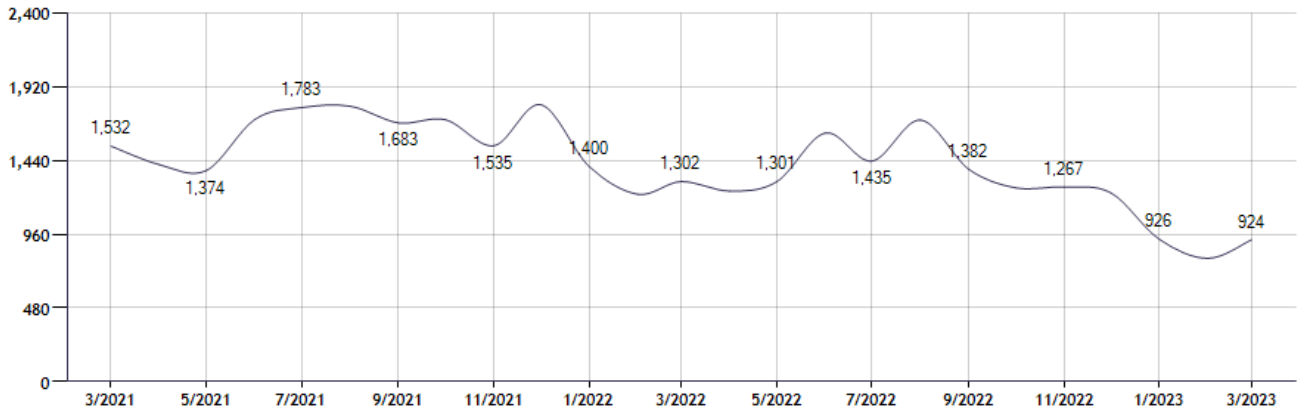
Current Available Inventory - 2,419
 Current Median List Price - \$679,000

Residential, Condo, Co-op Properties



Month	Current Year	Prior Year	% Change
Mar-2023	924	1,302	-29.0
Feb-2023	803	1,220	-34.2
Jan-2023	926	1,400	-33.9
Dec-2022	1,228	1,802	-31.9
Nov-2022	1,267	1,535	-17.5
Oct-2022	1,261	1,704	-26.0
Sep-2022	1,382	1,683	-17.9
Aug-2022	1,702	1,792	-5.0
Jul-2022	1,435	1,783	-19.5
Jun-2022	1,617	1,706	-5.2
May-2022	1,301	1,374	-5.3
Apr-2022	1,240	1,412	-12.2

Sold Property Counts for: Location: Suffolk (County) (Last 24 Months - Residential, Condo, Co-op Properties)



Note: Information displayed in the data table is compiled by OneKey® MLS and represents a combined total of Residential, Condo, Co-op Properties sales for the selected time frame. Only available data will be displayed. Please note that small data samples will skew the % of change year to year. This information is intended for marketing purposes only. To access more detailed market reports visit <https://www.onekeymls.com/market-statistics>

Pending Sales Counts for:

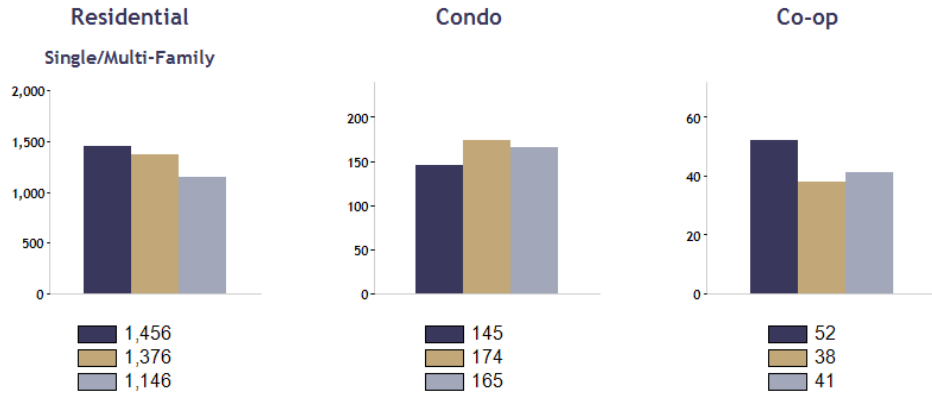
Location: Suffolk (County)

Date Range



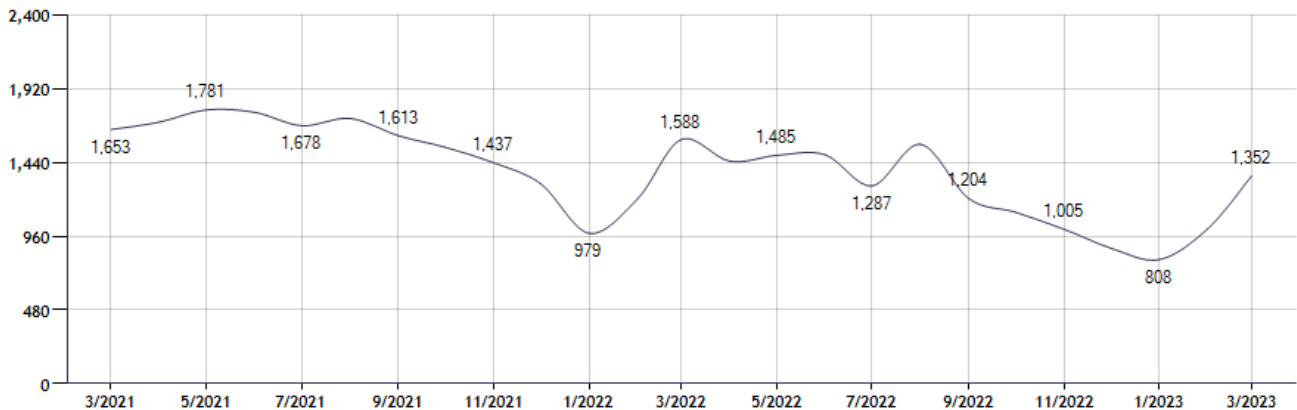
Current Available Inventory - 2,419
 Current Median List Price - \$679,000

Residential, Condo, Co-op Properties



Month	Current Year	Prior Year	% Change
Mar-2023	1,352	1,588	-14.9
Feb-2023	1,009	1,203	-16.1
Jan-2023	808	979	-17.5
Dec-2022	882	1,300	-32.2
Nov-2022	1,005	1,437	-30.1
Oct-2022	1,115	1,537	-27.5
Sep-2022	1,204	1,613	-25.4
Aug-2022	1,557	1,725	-9.7
Jul-2022	1,287	1,678	-23.3
Jun-2022	1,489	1,765	-15.6
May-2022	1,485	1,781	-16.6
Apr-2022	1,447	1,702	-15.0

Pending Sales Counts for: Location: Suffolk (County) (Last 24 Months - Residential, Condo, Co-op Properties)



Note: Information displayed in the data table is compiled by OneKey® MLS and represents a combined total of Residential, Condo, Co-op Properties sales for the selected time frame. Only available data will be displayed. Please note that small data samples will skew the % of change year to year. This information is intended for marketing purposes only. To access more detailed market reports visit <https://www.onekeymls.com/market-statistics>