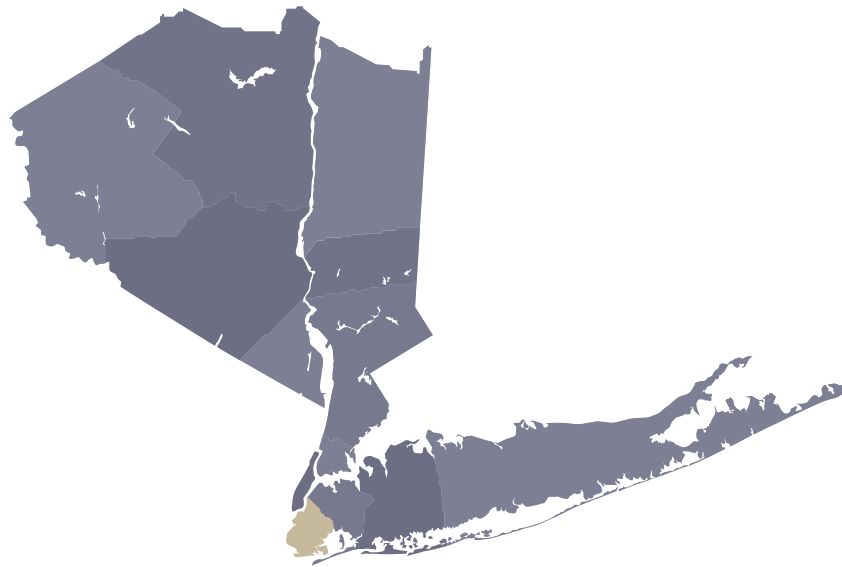


January 2023

Brooklyn reported a residential closed median sales price of \$955,000 in January 2023, an increase of 2.10% as compared to \$935,000 reported in January 2022. There were 106 closed residential sales transactions and 209 pending transactions reported in January 2023, following 118 closed and 111 pending transactions reported the month prior.



Closed Median Sale Price	2
Pending Median Sale Price	3
Closed Transactions	4
Pending Transactions	5

*Note that Condo Sales reflected in the bar graphs include listings with HOA fees.

Brooklyn offers a wealth of cultural museums, world-class restaurants, a thriving theater and bar scene, and first-rate housing opportunities. From high-rise apartments to townhomes, co-ops, and condos, Brooklyn has something to suit every budget. Its rich cultural heritage is popular among young professionals looking for an easy commute to Manhattan.

Sold Property Median Price for:

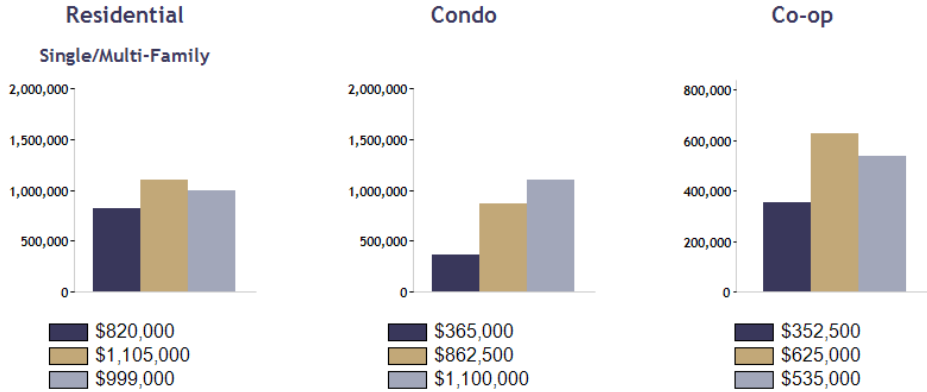
Location: Kings/Brooklyn (County)

Date Range

Jan 2021	Jan 2022	Jan 2023
----------	----------	----------

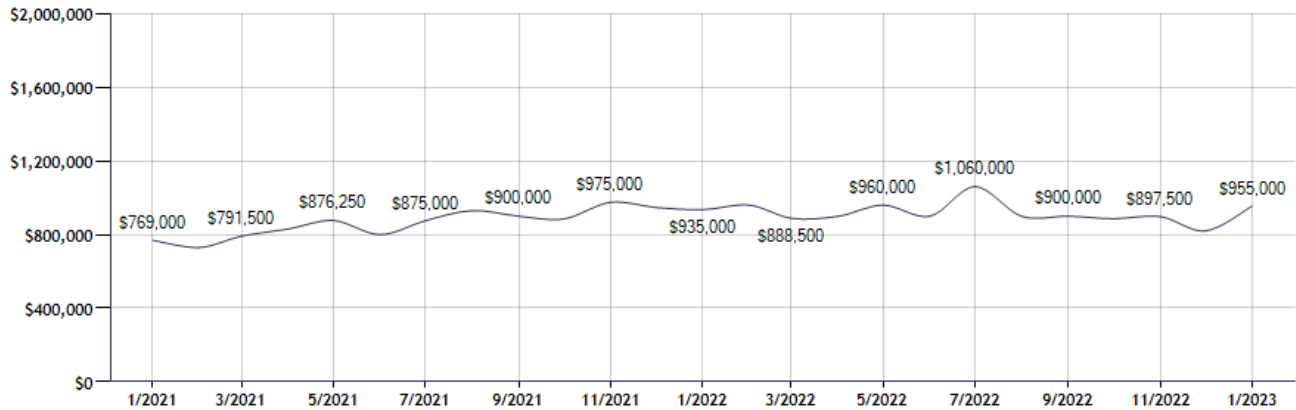
Current Available Inventory - 1,055
 Current Median List Price - \$949,000

Residential, Condo, Co-op Properties



Month	Current Year	Prior Year	% Change
Jan-2023	\$955,000	\$935,000	2.1
Dec-2022	\$820,000	\$947,000	-13.4
Nov-2022	\$897,500	\$975,000	-7.9
Oct-2022	\$886,075	\$885,000	0.1
Sep-2022	\$900,000	\$900,000	0.0
Aug-2022	\$899,000	\$930,000	-3.3
Jul-2022	\$1,060,000	\$875,000	21.1
Jun-2022	\$899,500	\$800,000	12.4
May-2022	\$960,000	\$876,250	9.6
Apr-2022	\$899,000	\$830,000	8.3
Mar-2022	\$888,500	\$791,500	12.3
Feb-2022	\$960,000	\$730,000	31.5

Sold Property Median Price for: Location: Kings/Brooklyn (County) (Last 24 Months - Residential, Condo, Co-op Properties)



Note: Information displayed in the data table is compiled by OneKey® MLS and represents a combined total of Residential, Condo, Co-op Properties sales for the selected time frame. Only available data will be displayed. Please note that small data samples will skew the % of change year to year. This information is intended for marketing purposes only. To access more detailed market reports visit <https://www.onekeymls.com/market-statistics>

Pending Sales Median Price for:

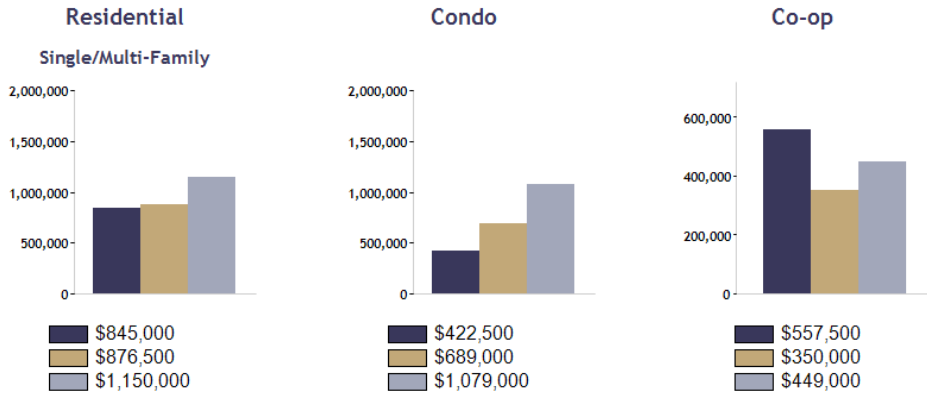
Location: Kings/Brooklyn (County)

Date Range

Jan 2021	Jan 2022	Jan 2023
----------	----------	----------

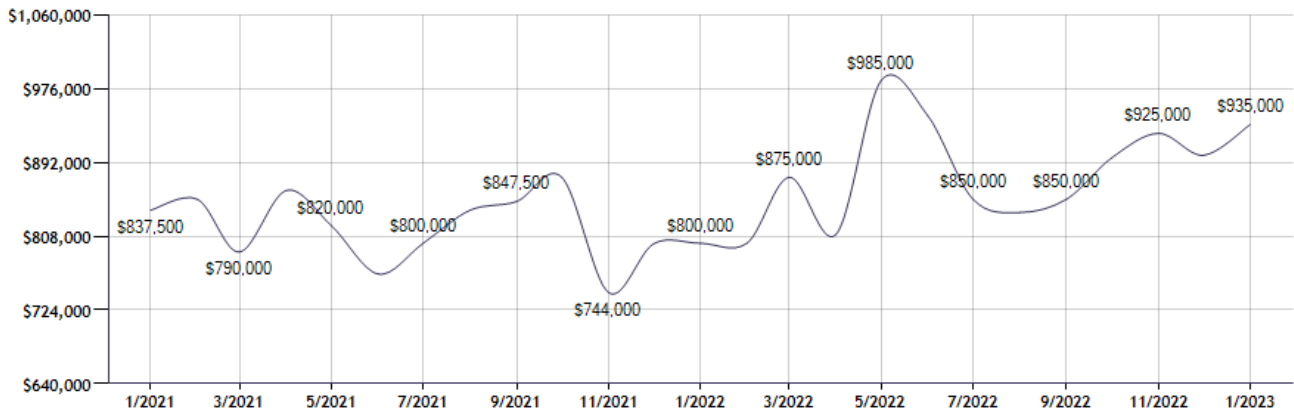
Current Available Inventory - 1,055
 Current Median List Price - \$949,000

Residential, Condo, Co-op Properties



Month	Current Year	Prior Year	% Change
Jan-2023	\$935,000	\$800,000	16.9
Dec-2022	\$900,000	\$799,500	12.6
Nov-2022	\$925,000	\$744,000	24.3
Oct-2022	\$897,000	\$875,000	2.5
Sep-2022	\$850,000	\$847,500	0.3
Aug-2022	\$835,000	\$837,500	-0.3
Jul-2022	\$850,000	\$800,000	6.3
Jun-2022	\$944,829	\$765,000	23.5
May-2022	\$985,000	\$820,000	20.1
Apr-2022	\$810,000	\$860,000	-5.8
Mar-2022	\$875,000	\$790,000	10.8
Feb-2022	\$800,000	\$850,000	-5.9

Pending Sales Median Price for: Location: Kings/Brooklyn (County) (Last 24 Months - Residential, Condo, Co-op Properties)



Note: Information displayed in the data table is compiled by OneKey® MLS and represents a combined total of Residential, Condo, Co-op Properties sales for the selected time frame. Only available data will be displayed. Please note that small data samples will skew the % of change year to year. This information is intended for marketing purposes only. To access more detailed market reports visit <https://www.onekeymls.com/market-statistics>

Sold Property Counts for:

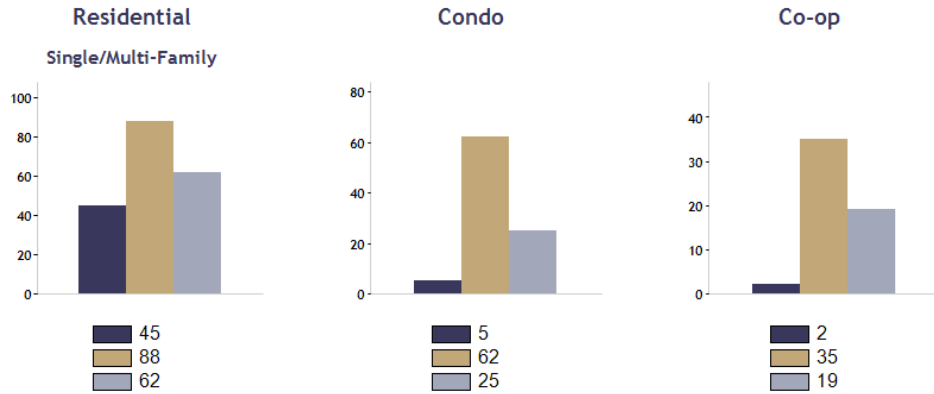
Location: Kings/Brooklyn (County)

Date Range

Jan 2021	Jan 2022	Jan 2023
----------	----------	----------

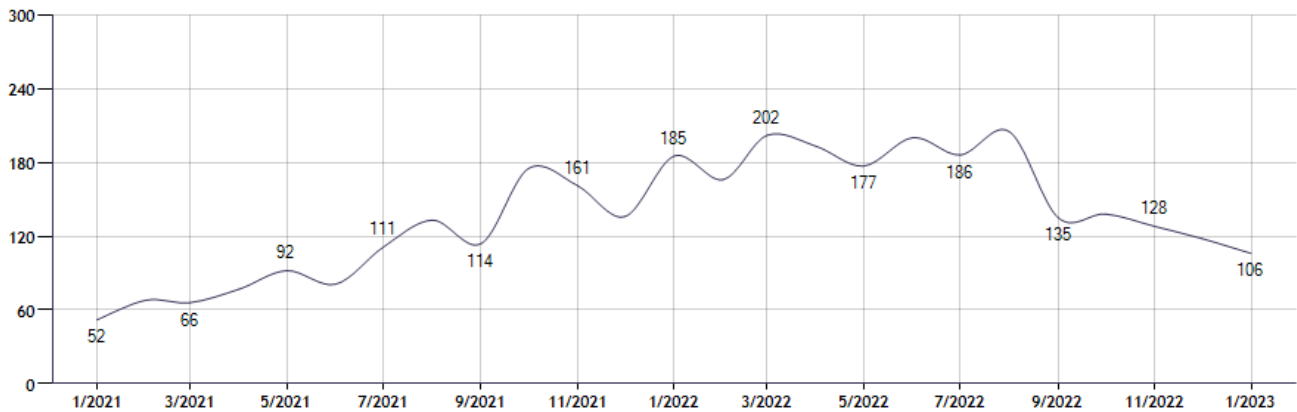
Current Available Inventory - 1,055
 Current Median List Price - \$949,000

Residential, Condo, Co-op Properties



Month	Current Year	Prior Year	% Change
Jan-2023	106	185	-42.7
Dec-2022	118	136	-13.2
Nov-2022	128	161	-20.5
Oct-2022	138	175	-21.1
Sep-2022	135	114	18.4
Aug-2022	205	133	54.1
Jul-2022	186	111	67.6
Jun-2022	200	81	146.9
May-2022	177	92	92.4
Apr-2022	193	77	150.6
Mar-2022	202	66	206.1
Feb-2022	166	68	144.1

Sold Property Counts for: Location: Kings/Brooklyn (County) (Last 24 Months - Residential, Condo, Co-op Properties)



Note: Information displayed in the data table is compiled by OneKey® MLS and represents a combined total of Residential, Condo, Co-op Properties sales for the selected time frame. Only available data will be displayed. Please note that small data samples will skew the % of change year to year. This information is intended for marketing purposes only. To access more detailed market reports visit <https://www.onekeymls.com/market-statistics>

Pending Sales Counts for:

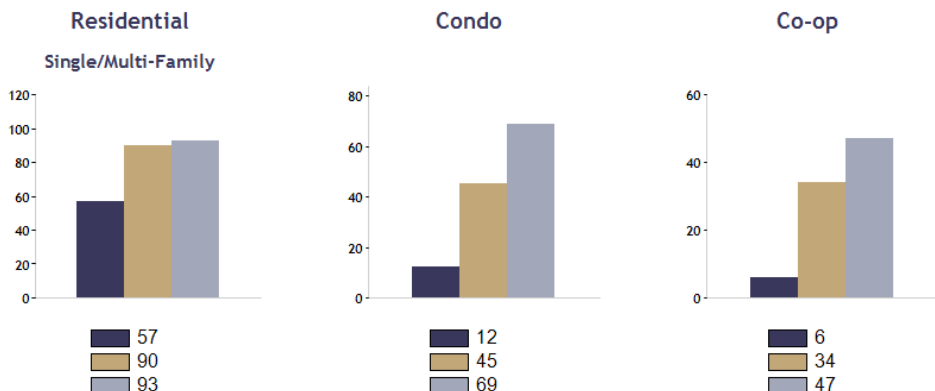
Location: Kings/Brooklyn (County)

Date Range



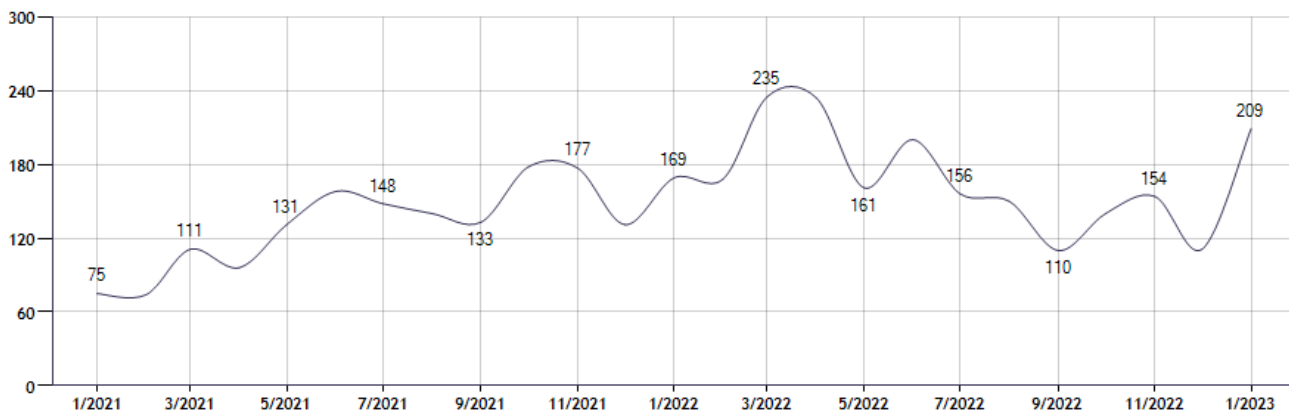
Current Available Inventory - 1,055
 Current Median List Price - \$949,888

Residential, Condo, Co-op Properties



Month	Current Year	Prior Year	% Change
Jan-2023	209	169	23.7
Dec-2022	111	131	-15.3
Nov-2022	154	177	-13.0
Oct-2022	140	178	-21.3
Sep-2022	110	133	-17.3
Aug-2022	150	140	7.1
Jul-2022	156	148	5.4
Jun-2022	200	158	26.6
May-2022	161	131	22.9
Apr-2022	234	96	143.8
Mar-2022	235	111	111.7
Feb-2022	168	74	127.0

Pending Sales Counts for: Location: Kings/Brooklyn (County) (Last 24 Months - Residential, Condo, Co-op Properties)



Note: Information displayed in the data table is compiled by OneKey® MLS and represents a combined total of Residential, Condo, Co-op Properties sales for the selected time frame. Only available data will be displayed. Please note that small data samples will skew the % of change year to year. This information is intended for marketing purposes only. To access more detailed market reports visit <https://www.onekeymls.com/market-statistics>