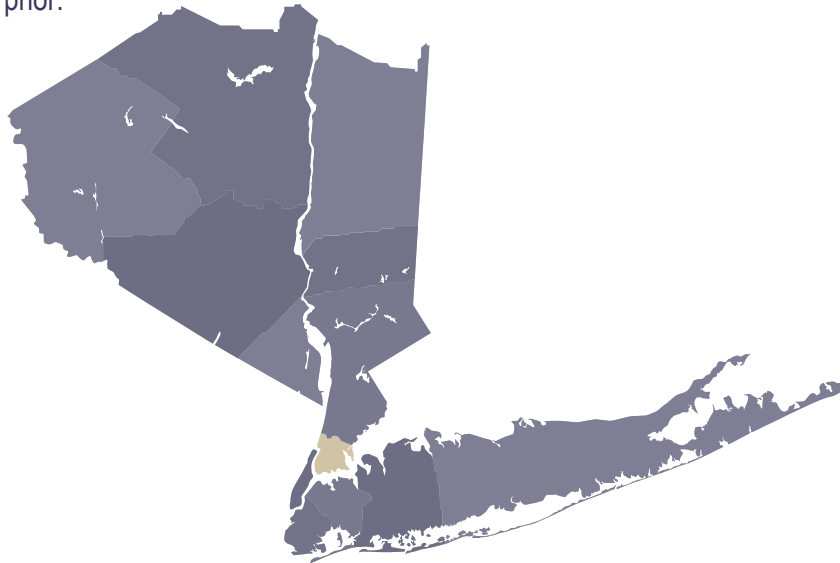


December 2022

The Bronx reported a closed median sale price in December 2022 of \$590,000, an increase of less than 1.00% from the reported median sale price a year prior of \$585,000. There were 153 closed residential sales transactions and 201 pending transactions in December 2022, following 187 closed and 194 pending transactions in November 2022.

The OneKey MLS Regional Area reported a closed median sale price of \$570,000 in December 2022, representing an increase of less than 1.00% as compared to the reported \$565,000 in December 2021. Across the regional coverage area, there were 4,270 closed residential transactions, and 3,522 pending transactions, following the reported 4,620 closed and 3,976 pending the month prior.



Closed Median Home Price	2
Closed Transactions	3
Pending Transactions	4

*Note that Condo Sales reflected in the bar graphs include listings with HOA fees.

The Bronx has seen numerous revitalization efforts during the past few decades, making it an up-and-coming borough with a richly diverse culture. Home to famous landmarks such as New York Botanical Garden, Yankee Stadium, Orchard Beach, and the Bronx Zoo, and a thriving music and art scene, families are proud to live here and enjoy all the area has to offer.

Sold Property Median Price for:

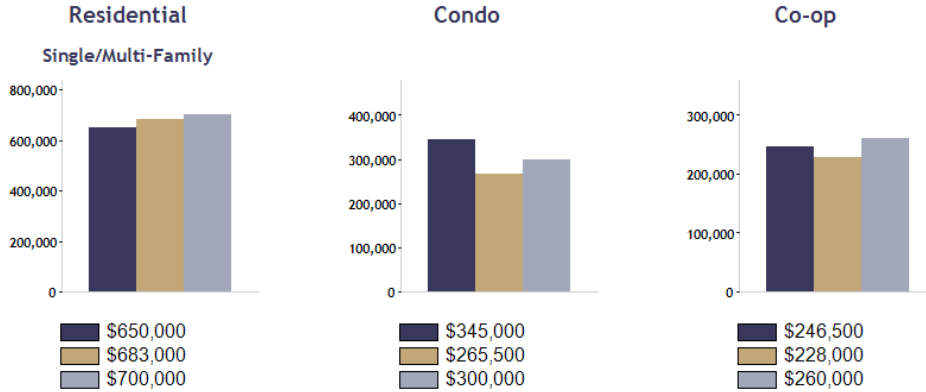
Location: Bronx (County)

Date Range



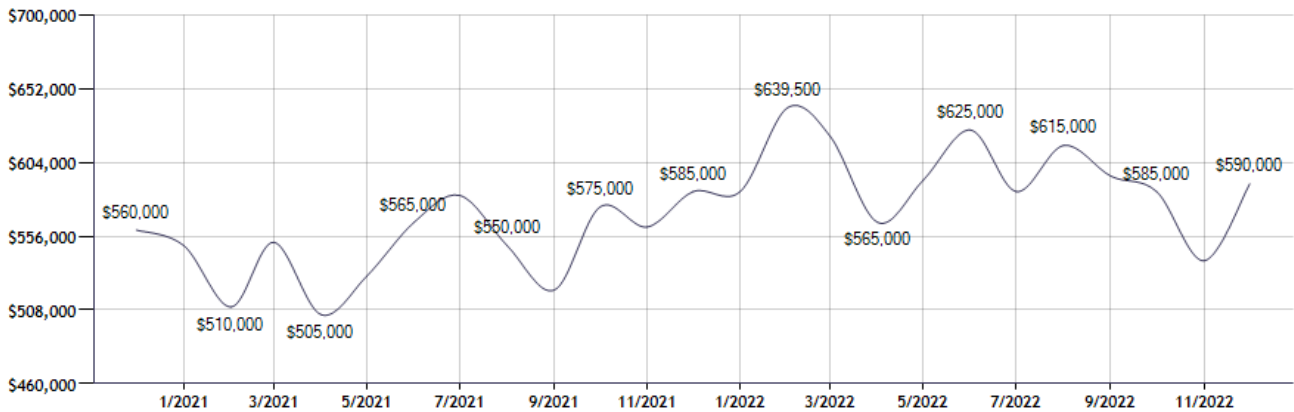
Current Available Inventory - 1,185
 Current Median List Price - \$579,000

Residential, Condo, Co-op Properties



Month	Current Year	Prior Year	% Change
Dec-2022	\$590,000	\$585,000	0.9
Nov-2022	\$540,000	\$562,000	-3.9
Oct-2022	\$585,000	\$575,000	1.7
Sep-2022	\$595,000	\$521,000	14.2
Aug-2022	\$615,000	\$550,000	11.8
Jul-2022	\$585,000	\$582,500	0.4
Jun-2022	\$625,000	\$565,000	10.6
May-2022	\$592,500	\$530,000	11.8
Apr-2022	\$565,000	\$505,000	11.9
Mar-2022	\$620,750	\$552,000	12.5
Feb-2022	\$639,500	\$510,000	25.4
Jan-2022	\$585,000	\$550,000	6.4

Sold Property Median Price for: Location: Bronx (County) (Last 24 Months - Residential, Condo, Co-op Properties)



Note: Information displayed in the data table is compiled by OneKey® MLS and represents a combined total of Residential, Condo, Co-op Properties sales for the selected time frame. Only available data will be displayed. Please note that small data samples will skew the % of change year to year. This information is intended for marketing purposes only. To access more detailed market reports visit <https://www.onekeymls.com/market-statistics>

Sold Property Counts for:

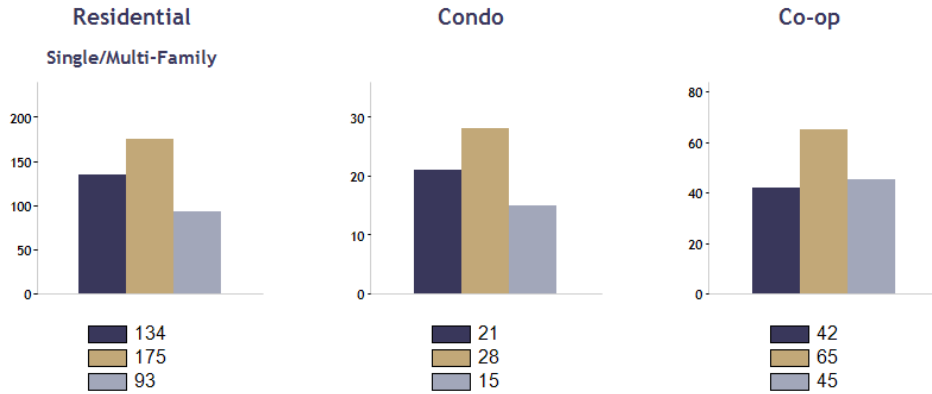
Location: Bronx (County)

Date Range



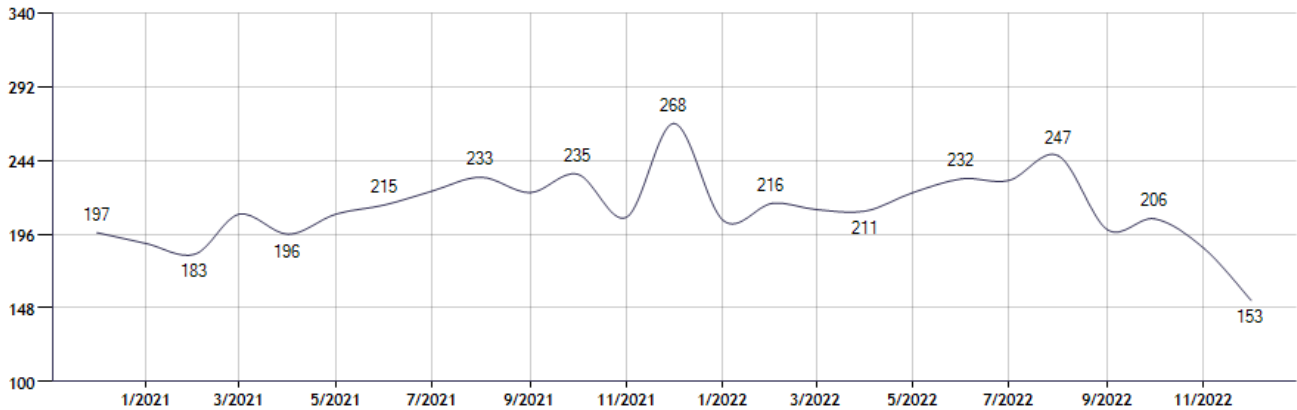
Current Available Inventory - 1,186
Current Median List Price - \$579,500

Residential, Condo, Co-op Properties



Month	Current Year	Prior Year	% Change
Dec-2022	153	268	-42.9
Nov-2022	187	207	-9.7
Oct-2022	206	235	-12.3
Sep-2022	199	223	-10.8
Aug-2022	247	233	6.0
Jul-2022	231	224	3.1
Jun-2022	232	215	7.9
May-2022	223	209	6.7
Apr-2022	211	196	7.7
Mar-2022	212	209	1.4
Feb-2022	216	183	18.0
Jan-2022	205	190	7.9

Sold Property Counts for: Location: Bronx (County) (Last 24 Months - Residential, Condo, Co-op Properties)



Note: Information displayed in the data table is compiled by OneKey® MLS and represents a combined total of Residential, Condo, Co-op Properties sales for the selected time frame. Only available data will be displayed. Please note that small data samples will skew the % of change year to year. This information is intended for marketing purposes only. To access more detailed market reports visit <https://www.onekeymls.com/market-statistics>

Pending Sales Counts for:

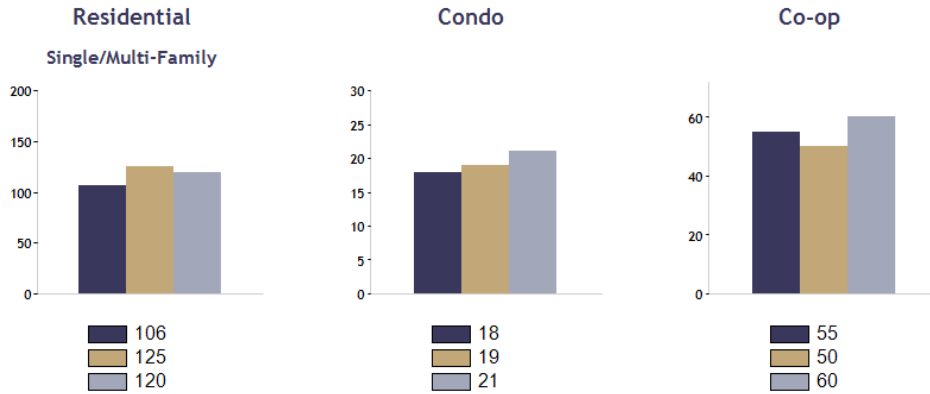
Location: Bronx (County)

Date Range



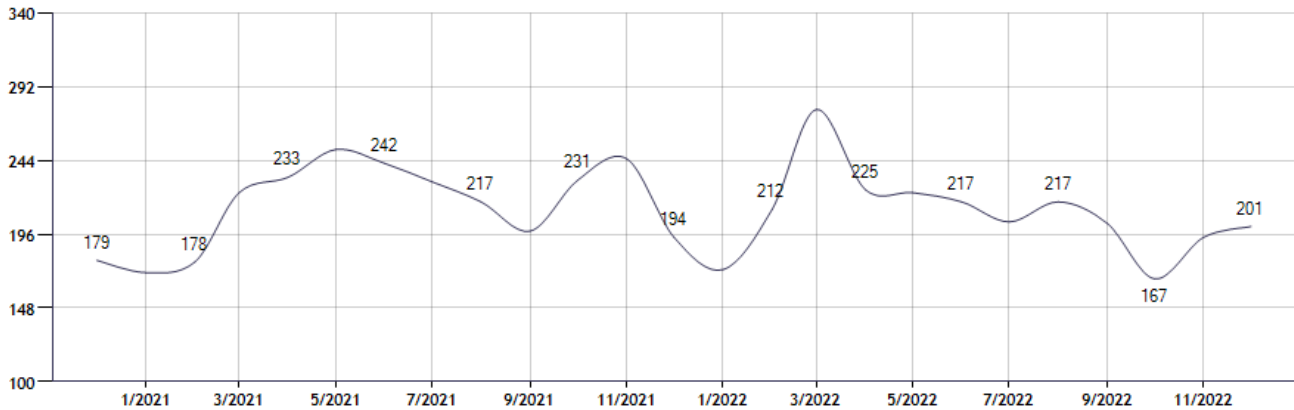
Current Available Inventory - 1,186
Current Median List Price - \$579,500

Residential, Condo, Co-op Properties



Month	Current Year	Prior Year	% Change
Dec-2022	201	194	3.6
Nov-2022	194	245	-20.8
Oct-2022	167	231	-27.7
Sep-2022	203	198	2.5
Aug-2022	217	217	0.0
Jul-2022	204	230	-11.3
Jun-2022	217	242	-10.3
May-2022	223	251	-11.2
Apr-2022	225	233	-3.4
Mar-2022	277	223	24.2
Feb-2022	212	178	19.1
Jan-2022	173	171	1.2

Pending Sales Counts for: Location: Bronx (County) (Last 24 Months - Residential, Condo, Co-op Properties)



Note: Information displayed in the data table is compiled by OneKey® MLS and represents a combined total of Residential, Condo, Co-op Properties sales for the selected time frame. Only available data will be displayed. Please note that small data samples will skew the % of change year to year. This information is intended for marketing purposes only. To access more detailed market reports visit <https://www.onekeymls.com/market-statistics>