

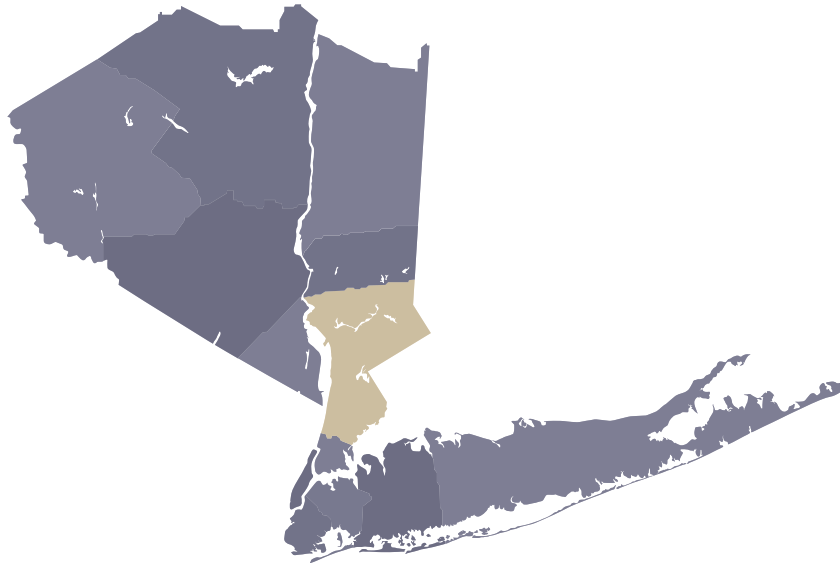
# One Key<sup>®</sup> Westchester County MLS **Market Update**

*The One Source Real Estate Marketplace*

## November 2022

Westchester County reported a residential closed median sales price of \$612,500 in November 2022, a 3.80% increase as compared to the \$590,000 reported in November 2021. There were 684 closed residential sales and 659 pending transactions in November 2022, following 772 closed and 682 pending transactions in October 2022.

The OneKey MLS Regional Area reported a closed median sale price of \$575,000 in November 2022, representing a 1.80% increase as compared to the reported \$565,000 in November 2021. Across the regional coverage area, there were 4,551 closed residential sales reported in November 2022, 6.30% fewer than the closed transactions reported the prior month.



<b>Closed Median Home Price</b>	.....	<b>2</b>
<b>Closed Transactions</b>	.....	<b>3</b>
<b>Pending Transactions</b>	.....	<b>4</b>

\*Note that Condo Sales reflected in the bar graphs include listings with HOA fees.

Westchester is home to many New York suburbanites who enjoy cosmopolitan convenience and close proximity to NYC. Locals recommend exploring the Rockefeller Estate, Croton Park, and the many castles, mansions, and boutiques. Find picturesque hamlets, thriving city energy, a bounty of theaters and historical sites, and scenic wilderness bursting with life.

## Sold Property Median Price for:

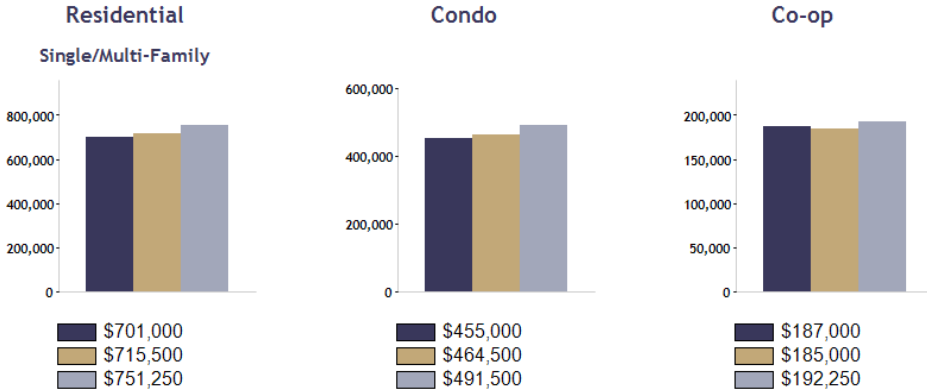
### Location: Westchester (County)

Date Range



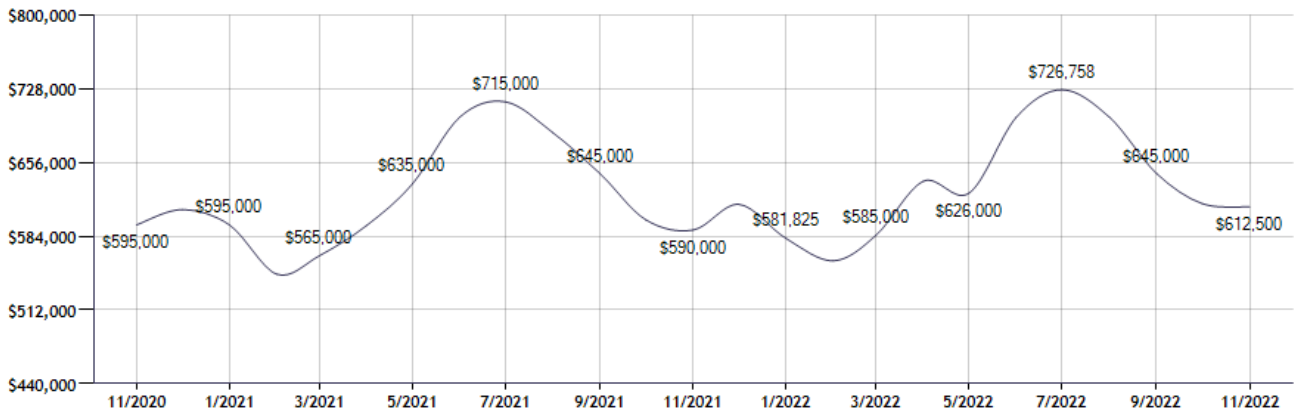
Current Available Inventory - 1,786  
 Current Median List Price - \$599,000

Residential, Condo, Co-op Properties



Month	Current Year	Prior Year	% Change
Nov-2022	\$612,500	\$590,000	3.8
Oct-2022	\$615,675	\$600,000	2.6
Sep-2022	\$645,000	\$645,000	0.0
Aug-2022	\$700,000	\$685,000	2.2
Jul-2022	\$726,758	\$715,000	1.6
Jun-2022	\$700,000	\$700,000	0.0
May-2022	\$626,000	\$635,000	-1.4
Apr-2022	\$637,500	\$594,500	7.2
Mar-2022	\$585,000	\$565,000	3.5
Feb-2022	\$560,000	\$547,000	2.4
Jan-2022	\$581,825	\$595,000	-2.2
Dec-2021	\$615,000	\$610,000	0.8

### Sold Property Median Price for: Location: Westchester (County) (Last 24 Months - Residential, Condo, Co-op Properties)



Note: Information displayed in the data table is compiled by OneKey® MLS and represents a combined total of Residential, Condo, Co-op Properties sales for the selected time frame. Only available data will be displayed. Please note that small data samples will skew the % of change year to year. This information is intended for marketing purposes only. To access more detailed market reports visit <https://www.onekeymls.com/market-statistics>

## Sold Property Counts for:

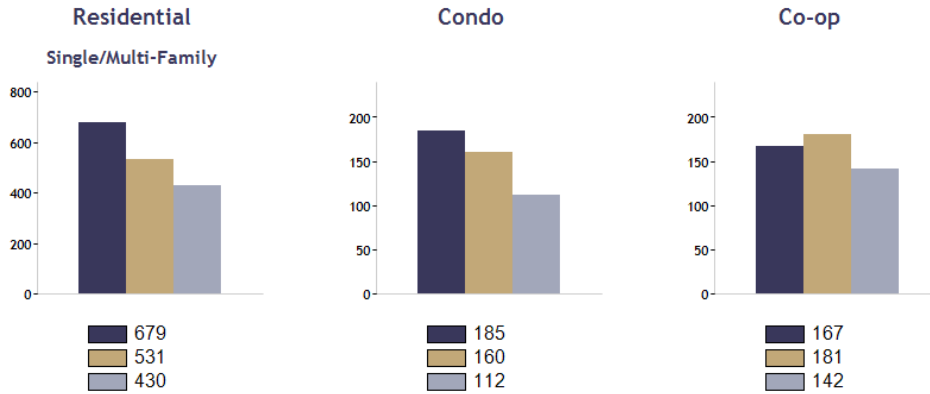
### Location: Westchester (County)

Date Range



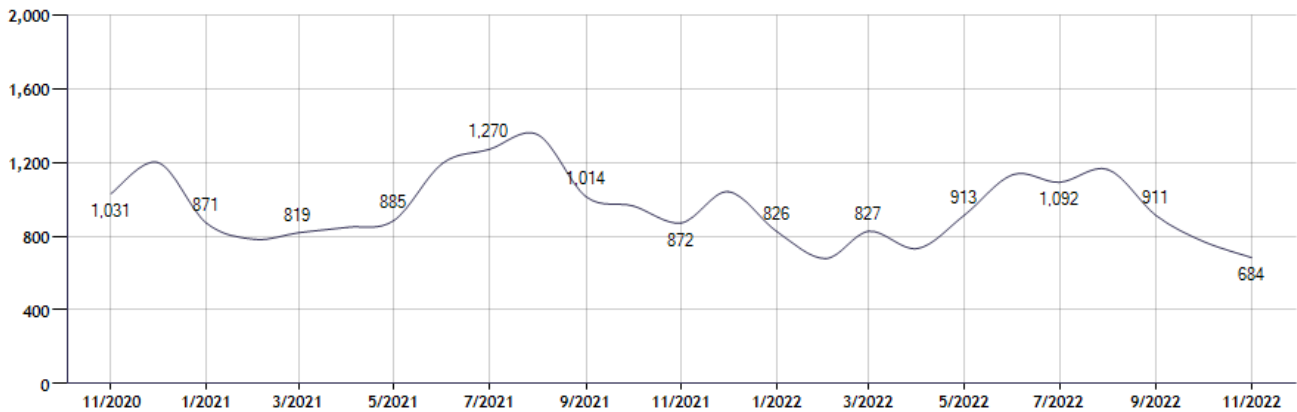
Current Available Inventory - 1,785  
 Current Median List Price - \$599,000

Residential, Condo, Co-op Properties



Month	Current Year	Prior Year	% Change
Nov-2022	684	872	-21.6
Oct-2022	772	964	-19.9
Sep-2022	911	1,014	-10.2
Aug-2022	1,161	1,350	-14.0
Jul-2022	1,092	1,270	-14.0
Jun-2022	1,133	1,194	-5.1
May-2022	913	885	3.2
Apr-2022	733	848	-13.6
Mar-2022	827	819	1.0
Feb-2022	679	783	-13.3
Jan-2022	826	871	-5.2
Dec-2021	1,041	1,199	-13.2

### Sold Property Counts for: Location: Westchester (County) (Last 24 Months - Residential, Condo, Co-op Properties)



Note: Information displayed in the data table is compiled by OneKey® MLS and represents a combined total of Residential, Condo, Co-op Properties sales for the selected time frame. Only available data will be displayed. Please note that small data samples will skew the % of change year to year. This information is intended for marketing purposes only. To access more detailed market reports visit <https://www.onekeymls.com/market-statistics>

## Pending Sales Counts for:

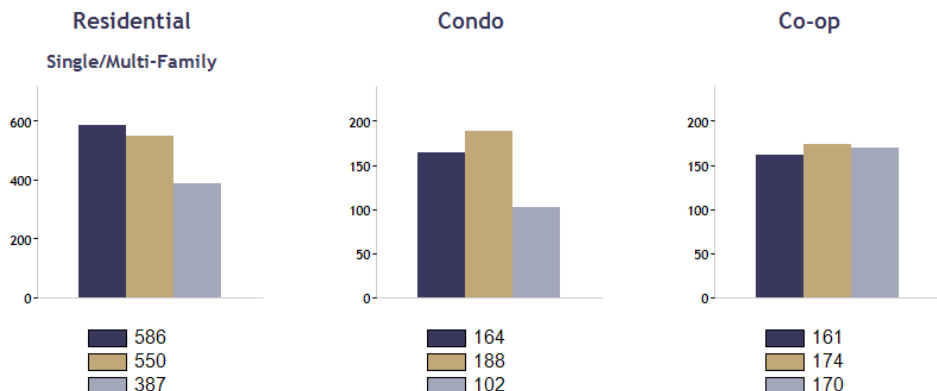
### Location: Westchester (County)

Date Range



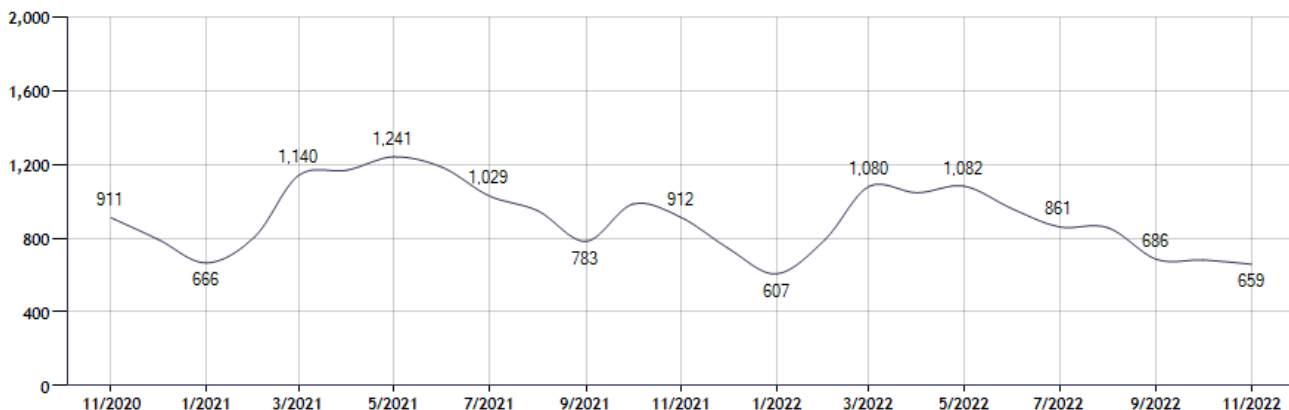
Current Available Inventory - 1,785  
 Current Median List Price - \$599,000

Residential, Condo, Co-op Properties



Month	Current Year	Prior Year	% Change
Nov-2022	659	912	-27.7
Oct-2022	682	985	-30.8
Sep-2022	686	783	-12.4
Aug-2022	857	949	-9.7
Jul-2022	861	1,029	-16.3
Jun-2022	958	1,184	-19.1
May-2022	1,082	1,241	-12.8
Apr-2022	1,046	1,168	-10.4
Mar-2022	1,080	1,140	-5.3
Feb-2022	793	808	-1.9
Jan-2022	607	666	-8.9
Dec-2021	745	794	-6.2

### Pending Sales Counts for: Location: Westchester (County) (Last 24 Months - Residential, Condo, Co-op Properties)



Note: Information displayed in the data table is compiled by OneKey® MLS and represents a combined total of Residential, Condo, Co-op Properties sales for the selected time frame. Only available data will be displayed. Please note that small data samples will skew the % of change year to year. This information is intended for marketing purposes only. To access more detailed market reports visit <https://www.onekeymls.com/market-statistics>