

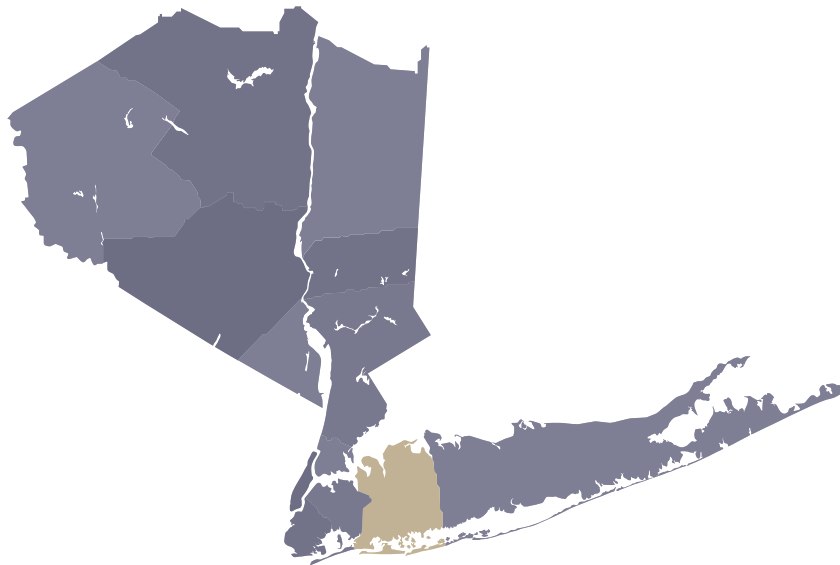
One Key[®] Nassau County MLS Market Update

The One Source Real Estate Marketplace

November 2022

Nassau County reported a residential closed median sale price of \$688,000 in November 2022, which is an increase of 5.60% from the reported figure of \$651,500 the prior year in November 2021. There were 939 closed sales transactions and 800 pending transactions reported in November 2022, following 1,064 closed and 925 pending transactions reported in October 2022.

The OneKey MLS Regional Area reported a closed median sale price of \$575,000 in November 2022, representing a 1.80% increase as compared to the reported \$565,000 in November 2021. Across the regional coverage area, there were 4,551 closed residential sales reported in November 2022, 6.30% fewer than the closed transactions reported the prior month.



Closed Median Sale Price	2
Pending Median Sale Price	3
Closed Transactions	4
Pending Transactions	5

*Note that Condo Sales reflected in the bar graphs include listings with HOA fees.

Nassau is home to world-renowned beaches and tight-knit communities taking great pride in their towns. Thanks to its proximity to NYC, many families and young professionals have put down roots here. Residents enjoy a mix of big-name stores and family-owned boutiques, as well as gourmet restaurants, art galleries, theaters, and beautiful outdoor spaces.

Sold Property Median Price for:

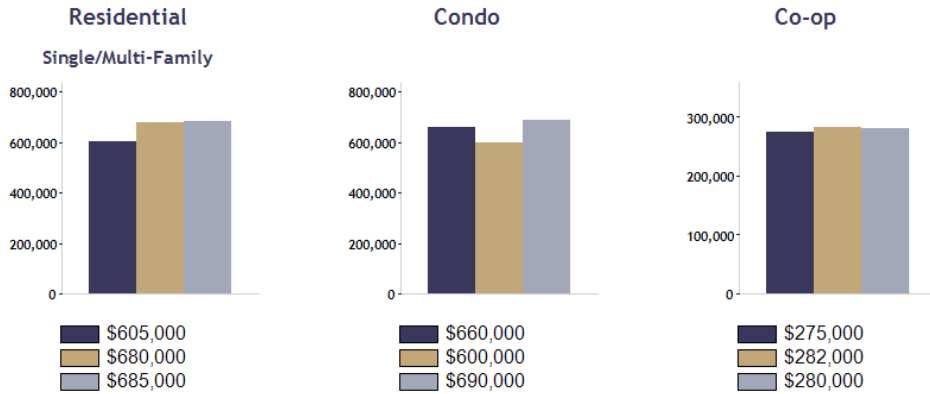
Location: Nassau (County)

Date Range



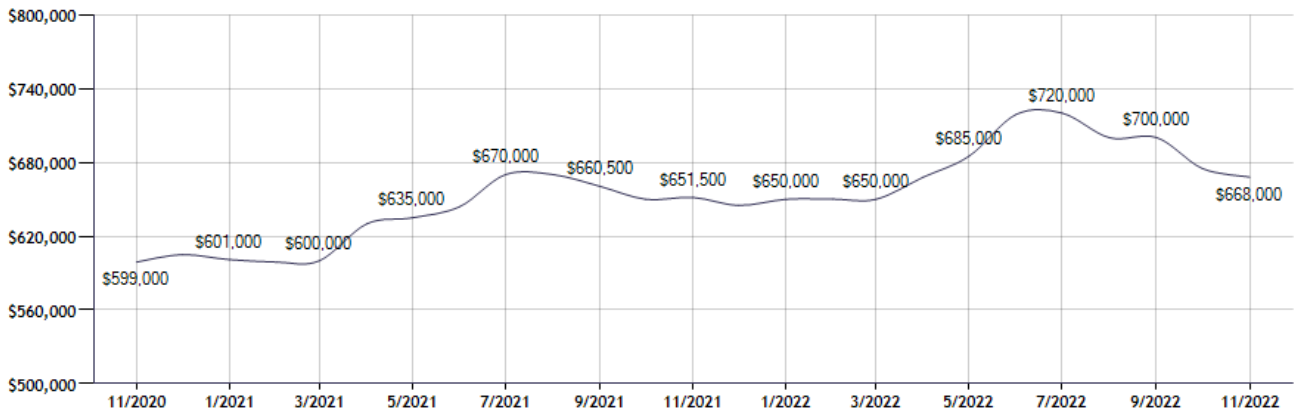
Current Available Inventory - 2,784
 Current Median List Price - \$739,000

Residential, Condo, Co-op Properties



Month	Current Year	Prior Year	% Change
Nov-2022	\$668,000	\$651,500	2.5
Oct-2022	\$675,000	\$650,000	3.8
Sep-2022	\$700,000	\$660,500	6.0
Aug-2022	\$700,000	\$670,000	4.5
Jul-2022	\$720,000	\$670,000	7.5
Jun-2022	\$719,000	\$644,000	11.6
May-2022	\$685,000	\$635,000	7.9
Apr-2022	\$668,000	\$630,000	6.0
Mar-2022	\$650,000	\$600,000	8.3
Feb-2022	\$650,000	\$599,000	8.5
Jan-2022	\$650,000	\$601,000	8.2
Dec-2021	\$645,000	\$605,000	6.6

Sold Property Median Price for: Location: Nassau (County) (Last 24 Months - Residential, Condo, Co-op Properties)



Note: Information displayed in the data table is compiled by OneKey® MLS and represents a combined total of Residential, Condo, Co-op Properties sales for the selected time frame. Only available data will be displayed. Please note that small data samples will skew the % of change year to year. This information is intended for marketing purposes only. To access more detailed market reports visit <https://www.onekeymls.com/market-statistics>

Pending Sales Median Price for:

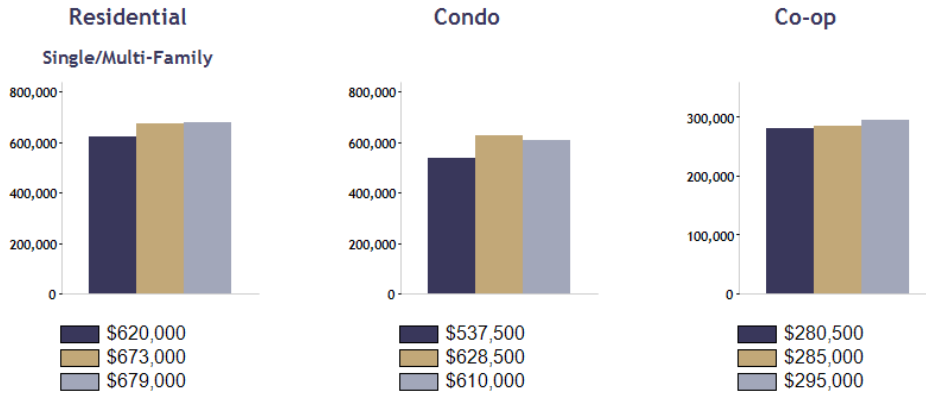
Location: Nassau (County)

Date Range



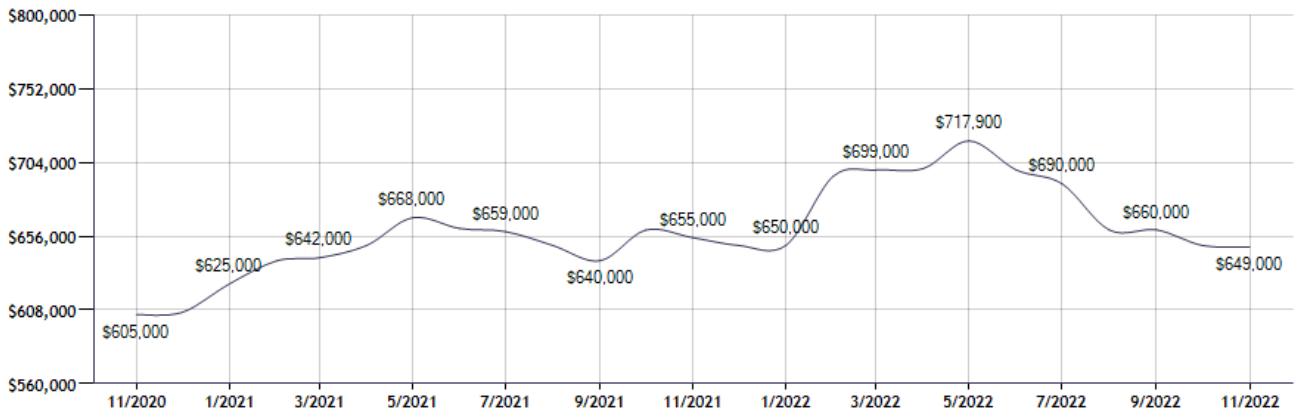
Current Available Inventory - 2,779
 Current Median List Price - \$739,000

Residential, Condo, Co-op Properties



Month	Current Year	Prior Year	% Change
Nov-2022	\$649,000	\$655,000	-0.9
Oct-2022	\$650,000	\$660,000	-1.5
Sep-2022	\$660,000	\$640,000	3.1
Aug-2022	\$660,000	\$650,000	1.5
Jul-2022	\$690,000	\$659,000	4.7
Jun-2022	\$699,000	\$661,000	5.7
May-2022	\$717,900	\$668,000	7.5
Apr-2022	\$700,000	\$650,000	7.7
Mar-2022	\$699,000	\$642,000	8.9
Feb-2022	\$695,000	\$640,000	8.6
Jan-2022	\$650,000	\$625,000	4.0
Dec-2021	\$650,000	\$606,500	7.2

Pending Sales Median Price for: Location: Nassau (County) (Last 24 Months - Residential, Condo, Co-op Properties)



Note: Information displayed in the data table is compiled by OneKey® MLS and represents a combined total of Residential, Condo, Co-op Properties sales for the selected time frame. Only available data will be displayed. Please note that small data samples will skew the % of change year to year. This information is intended for marketing purposes only. To access more detailed market reports visit <https://www.onekeymls.com/market-statistics>

Sold Property Counts for:

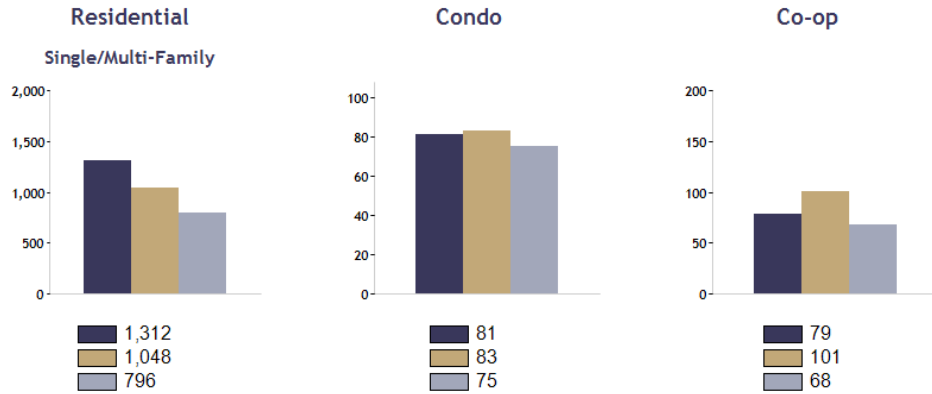
Location: Nassau (County)

Date Range



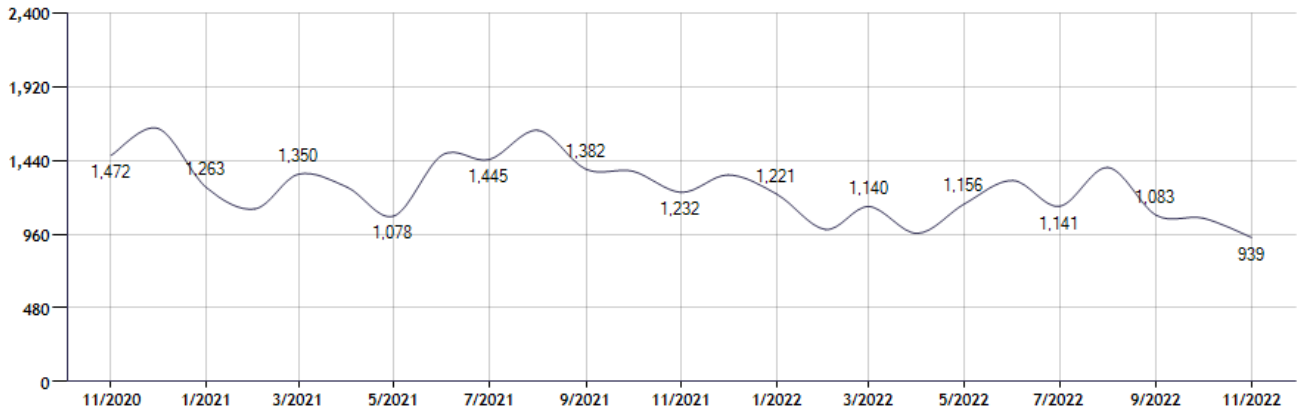
Current Available Inventory - 2,781
 Current Median List Price - \$739,000

Residential, Condo, Co-op Properties



Month	Current Year	Prior Year	% Change
Nov-2022	939	1,232	-23.8
Oct-2022	1,064	1,369	-22.3
Sep-2022	1,083	1,382	-21.6
Aug-2022	1,393	1,635	-14.8
Jul-2022	1,141	1,445	-21.0
Jun-2022	1,309	1,475	-11.3
May-2022	1,156	1,078	7.2
Apr-2022	965	1,266	-23.8
Mar-2022	1,140	1,350	-15.6
Feb-2022	991	1,124	-11.8
Jan-2022	1,221	1,263	-3.3
Dec-2021	1,345	1,647	-18.3

Sold Property Counts for: Location: Nassau (County) (Last 24 Months - Residential, Condo, Co-op Properties)



Note: Information displayed in the data table is compiled by OneKey® MLS and represents a combined total of Residential, Condo, Co-op Properties sales for the selected time frame. Only available data will be displayed. Please note that small data samples will skew the % of change year to year. This information is intended for marketing purposes only. To access more detailed market reports visit <https://www.onekeymls.com/market-statistics>

Pending Sales Counts for:

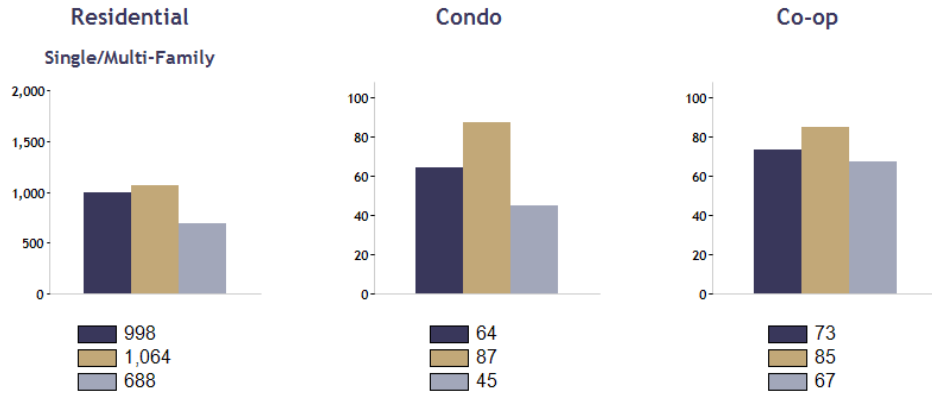
Location: Nassau (County)

Date Range



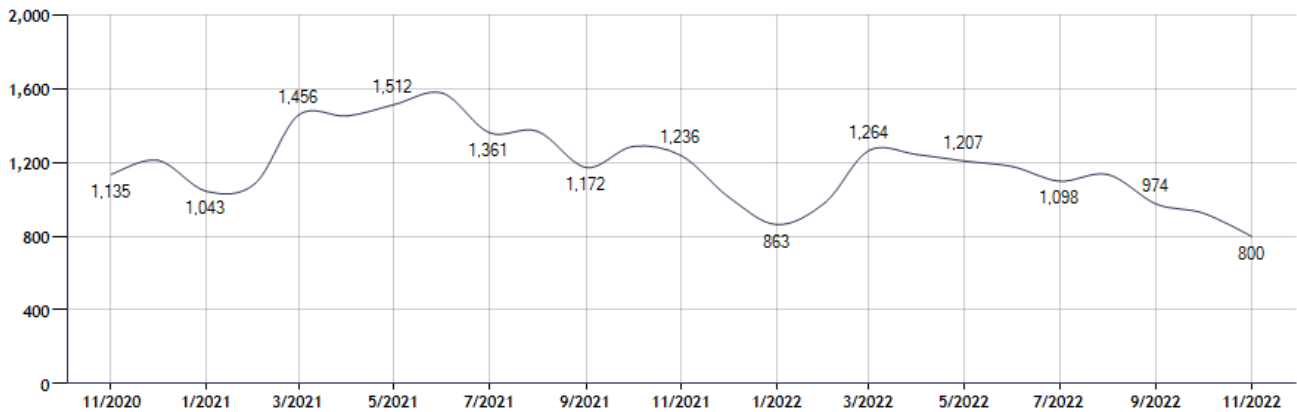
Current Available Inventory - 2,779
 Current Median List Price - \$739,000

Residential, Condo, Co-op Properties



Month	Current Year	Prior Year	% Change
Nov-2022	800	1,236	-35.3
Oct-2022	925	1,286	-28.1
Sep-2022	974	1,172	-16.9
Aug-2022	1,134	1,368	-17.1
Jul-2022	1,098	1,361	-19.3
Jun-2022	1,177	1,575	-25.3
May-2022	1,207	1,512	-20.2
Apr-2022	1,242	1,451	-14.4
Mar-2022	1,264	1,456	-13.2
Feb-2022	982	1,084	-9.4
Jan-2022	863	1,043	-17.3
Dec-2021	1,014	1,211	-16.3

Pending Sales Counts for: Location: Nassau (County) (Last 24 Months - Residential, Condo, Co-op Properties)



Note: Information displayed in the data table is compiled by OneKey® MLS and represents a combined total of Residential, Condo, Co-op Properties sales for the selected time frame. Only available data will be displayed. Please note that small data samples will skew the % of change year to year. This information is intended for marketing purposes only. To access more detailed market reports visit <https://www.onekeymls.com/market-statistics>