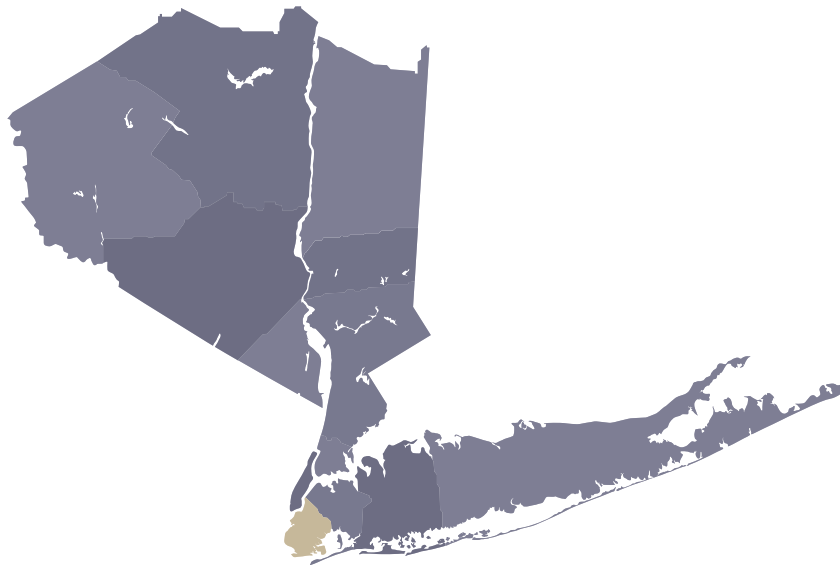


November 2022

Brooklyn reported a residential closed median sales price of \$900,000 in November 2022, a decrease of 7.70% as compared to \$975,000 reported in November 2021. There were 125 closed residential sales transactions and 216 pending transactions reported in November 2022, following 137 closed and 157 pending transactions reported the month prior.



Closed Median Sale Price	2
Pending Median Sale Price	3
Closed Transactions	4
Pending Transactions	5

*Note that Condo Sales reflected in the bar graphs include listings with HOA fees.

Brooklyn offers a wealth of cultural museums, world-class restaurants, a thriving theater and bar scene, and first-rate housing opportunities. From high-rise apartments to townhomes, co-ops, and condos, Brooklyn has something to suit every budget. Its rich cultural heritage is popular among young professionals looking for an easy commute to Manhattan.

Sold Property Median Price for:

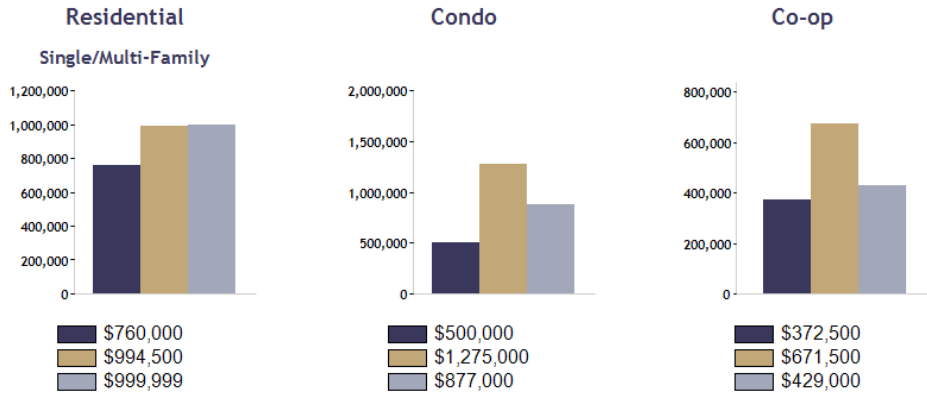
Location: Kings/Brooklyn (County)

Date Range



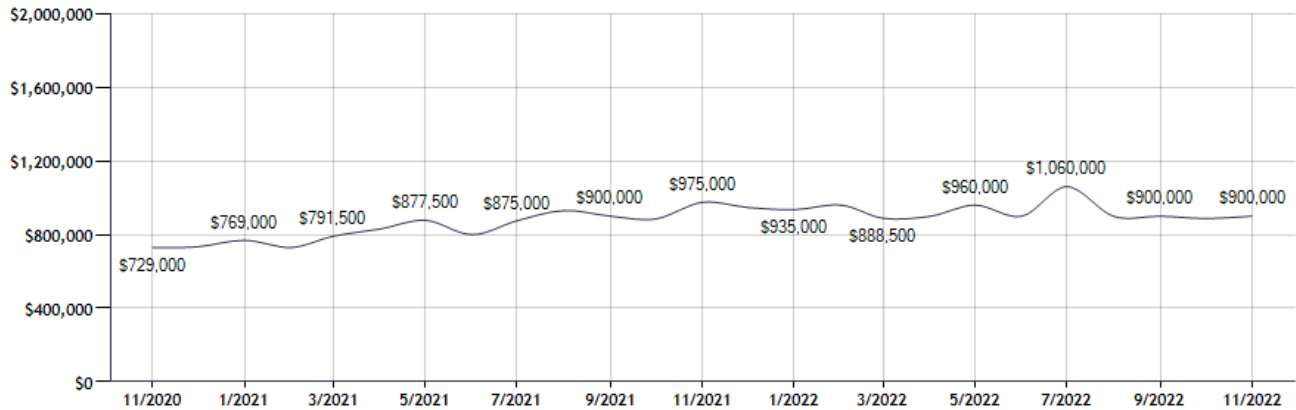
Current Available Inventory - 1,089
Current Median List Price - \$950,000

Residential, Condo, Co-op Properties



Month	Current Year	Prior Year	% Change
Nov-2022	\$900,000	\$975,000	-7.7
Oct-2022	\$887,150	\$885,000	0.2
Sep-2022	\$900,000	\$900,000	0.0
Aug-2022	\$899,000	\$930,000	-3.3
Jul-2022	\$1,060,000	\$875,000	21.1
Jun-2022	\$899,500	\$800,000	12.4
May-2022	\$960,000	\$877,500	9.4
Apr-2022	\$899,000	\$830,000	8.3
Mar-2022	\$888,500	\$791,500	12.3
Feb-2022	\$960,000	\$730,000	31.5
Jan-2022	\$935,000	\$769,000	21.6
Dec-2021	\$947,000	\$734,000	29.0

Sold Property Median Price for: Location: Kings/Brooklyn (County) (Last 24 Months - Residential, Condo, Co-op Properties)



Note: Information displayed in the data table is compiled by OneKey® MLS and represents a combined total of Residential, Condo, Co-op Properties sales for the selected time frame. Only available data will be displayed. Please note that small data samples will skew the % of change year to year. This information is intended for marketing purposes only. To access more detailed market reports visit <https://www.onekeymls.com/market-statistics>

Pending Sales Median Price for:

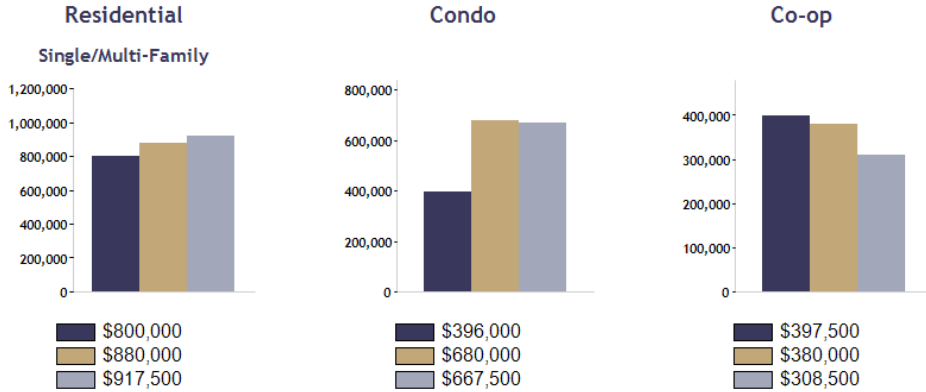
Location: Kings/Brooklyn (County)

Date Range



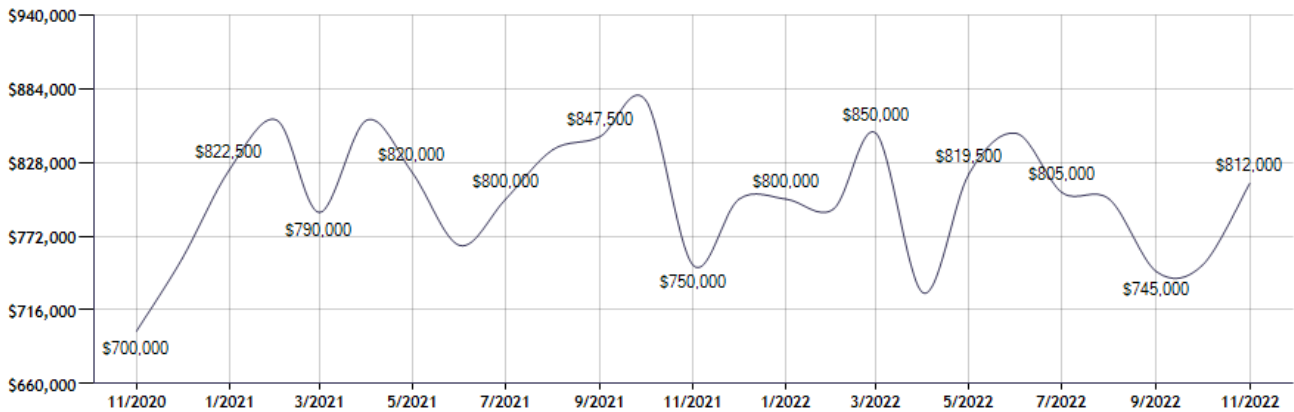
Current Available Inventory - 1,089
 Current Median List Price - \$950,000

Residential, Condo, Co-op Properties



Month	Current Year	Prior Year	% Change
Nov-2022	\$812,000	\$750,000	8.3
Oct-2022	\$750,000	\$875,000	-14.3
Sep-2022	\$745,000	\$847,500	-12.1
Aug-2022	\$800,000	\$837,500	-4.5
Jul-2022	\$805,000	\$800,000	0.6
Jun-2022	\$850,000	\$765,000	11.1
May-2022	\$819,500	\$820,000	-0.1
Apr-2022	\$729,000	\$860,000	-15.2
Mar-2022	\$850,000	\$790,000	7.6
Feb-2022	\$792,500	\$860,000	-7.8
Jan-2022	\$800,000	\$822,500	-2.7
Dec-2021	\$800,000	\$755,000	6.0

Pending Sales Median Price for: Location: Kings/Brooklyn (County) (Last 24 Months - Residential, Condo, Co-op Properties)



Note: Information displayed in the data table is compiled by OneKey® MLS and represents a combined total of Residential, Condo, Co-op Properties sales for the selected time frame. Only available data will be displayed. Please note that small data samples will skew the % of change year to year. This information is intended for marketing purposes only. To access more detailed market reports visit <https://www.onekeymls.com/market-statistics>

Sold Property Counts for:

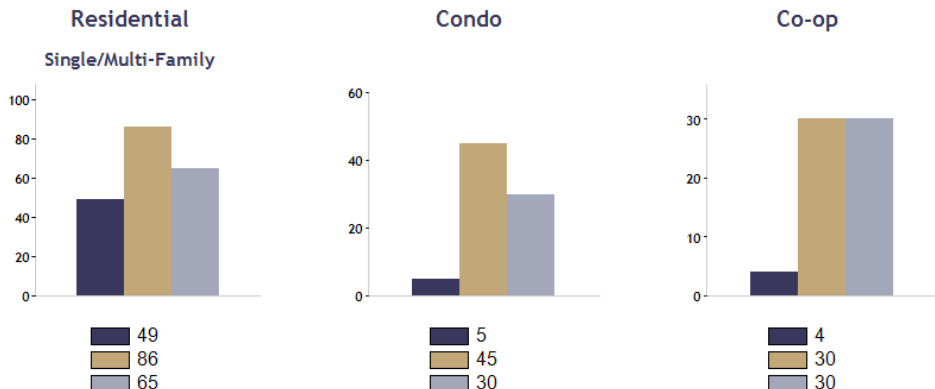
Location: Kings/Brooklyn (County)

Date Range

Nov 2020	Nov 2021	Nov 2022
----------	----------	----------

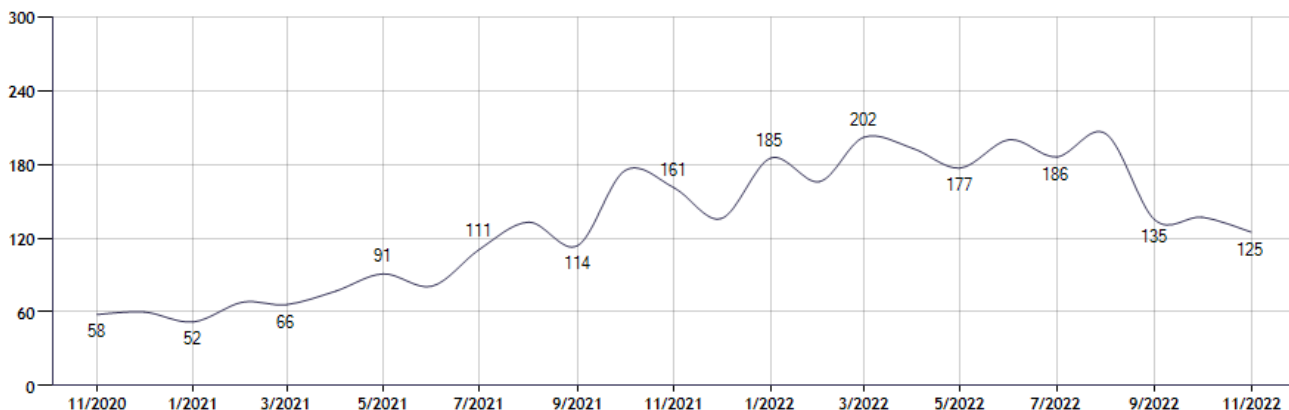
Current Available Inventory - 1,089
 Current Median List Price - \$950,000

Residential, Condo, Co-op Properties



Month	Current Year	Prior Year	% Change
Nov-2022	125	161	-22.4
Oct-2022	137	175	-21.7
Sep-2022	135	114	18.4
Aug-2022	205	133	54.1
Jul-2022	186	111	67.6
Jun-2022	200	81	146.9
May-2022	177	91	94.5
Apr-2022	193	77	150.6
Mar-2022	202	66	206.1
Feb-2022	166	68	144.1
Jan-2022	185	52	255.8
Dec-2021	136	60	126.7

Sold Property Counts for: Location: Kings/Brooklyn (County) (Last 24 Months - Residential, Condo, Co-op Properties)



Note: Information displayed in the data table is compiled by OneKey® MLS and represents a combined total of Residential, Condo, Co-op Properties sales for the selected time frame. Only available data will be displayed. Please note that small data samples will skew the % of change year to year. This information is intended for marketing purposes only. To access more detailed market reports visit <https://www.onekeymls.com/market-statistics>

Pending Sales Counts for:

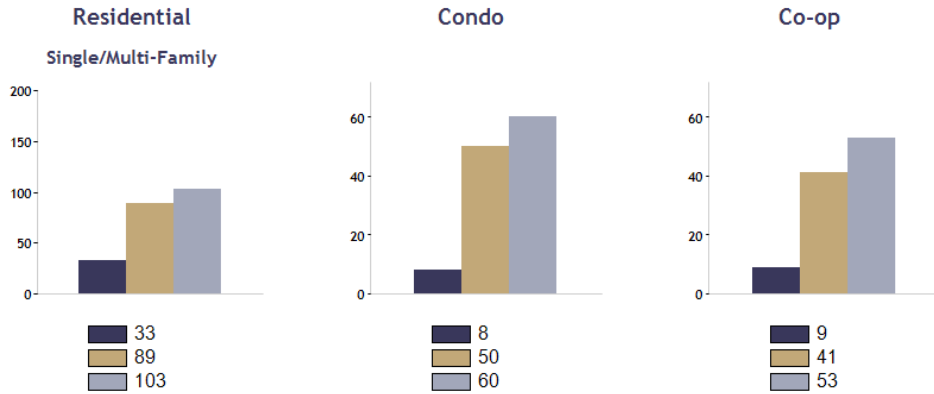
Location: Kings/Brooklyn (County)

Date Range



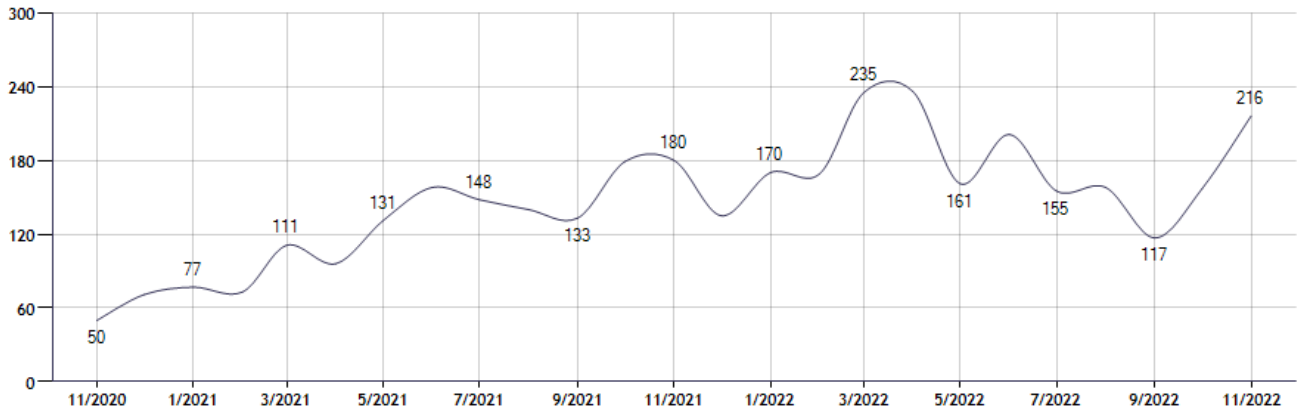
Current Available Inventory - 1,089
 Current Median List Price - \$950,000

Residential, Condo, Co-op Properties



Month	Current Year	Prior Year	% Change
Nov-2022	216	180	20.0
Oct-2022	157	179	-12.3
Sep-2022	117	133	-12.0
Aug-2022	158	140	12.9
Jul-2022	155	148	4.7
Jun-2022	201	158	27.2
May-2022	161	131	22.9
Apr-2022	236	96	145.8
Mar-2022	235	111	111.7
Feb-2022	169	73	131.5
Jan-2022	170	77	120.8
Dec-2021	135	71	90.1

Pending Sales Counts for: Location: Kings/Brooklyn (County) (Last 24 Months - Residential, Condo, Co-op Properties)



Note: Information displayed in the data table is compiled by OneKey® MLS and represents a combined total of Residential, Condo, Co-op Properties sales for the selected time frame. Only available data will be displayed. Please note that small data samples will skew the % of change year to year. This information is intended for marketing purposes only. To access more detailed market reports visit <https://www.onekeymls.com/market-statistics>