

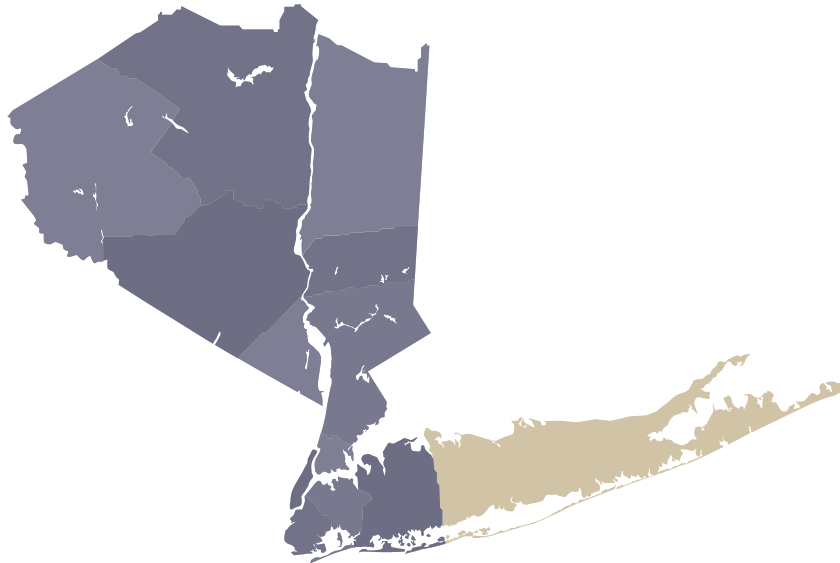
One Key[®] **Suffolk County Market Update**

The One Source Real Estate Marketplace

October 2022

Suffolk County reported a residential closed median sale price of \$550,000 in October 2022, which represents a 6.20% increase from the \$517,750 reported the prior year in October 2021. There were 1,226 closed sales transactions and 1,162 pending transactions reported in October 2022, following 1369 closed and 1,251 pending transactions reported in the prior month.

The OneKey MLS Regional Area reported a closed median sale price of \$585,000 in October 2022, representing a 2.60% increase as compared to the reported \$570,000 in October 2021. Across the regional coverage area, there were 4,762 closed residential sales reported in October 2022, which is 10.70% fewer than the closed transactions reported the prior month.



Closed Median Sale Price	2
Pending Median Sale Price	3
Closed Transactions	4
Pending Transactions	5

*Note that Condo Sales reflected in the bar graphs include listings with HOA fees.

Suffolk, easternmost in NY, offers diverse suburban and rural housing options, like rustic farmhouses, modest homes, beach bungalows, and modern apartments. Locals suggest the Walt Whitman Historic Site, Wertheim National Wildlife Refuge, Fire Island National Seashore, and numerous wineries, gourmet restaurants, and bustling downtown districts.

Sold Property Median Price for:

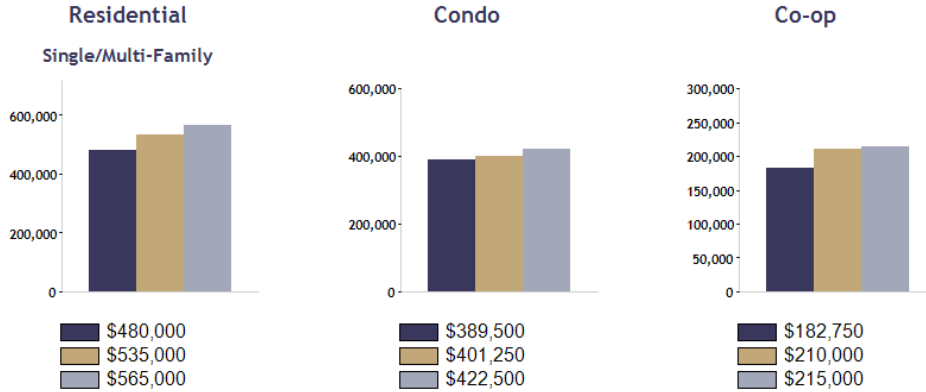
Location: Suffolk (County)

Date Range

Oct 2020	Oct 2021	Oct 2022
----------	----------	----------

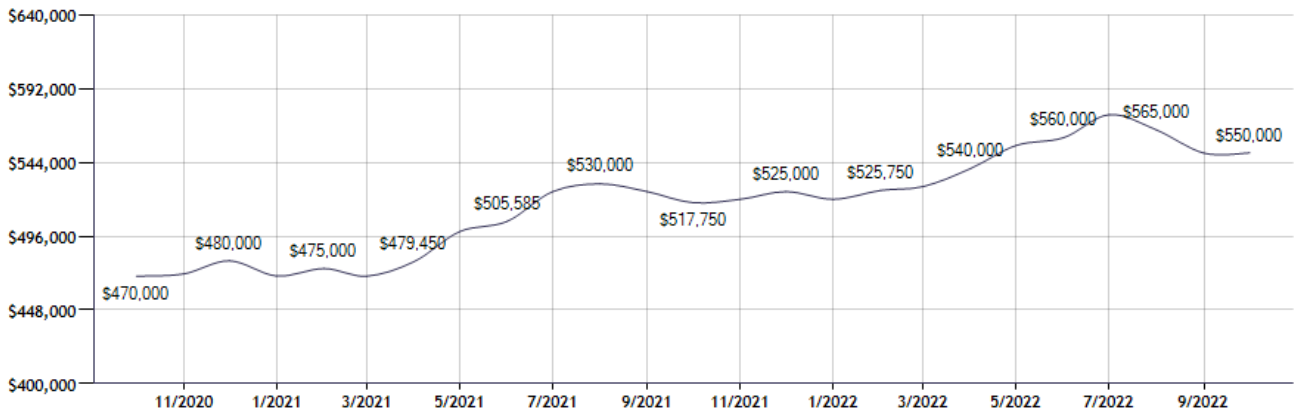
Current Available Inventory - 3,562
 Current Median List Price - \$630,000

Residential, Condo, Co-op Properties



Month	Current Year	Prior Year	% Change
Oct-2022	\$550,000	\$517,750	6.2
Sep-2022	\$550,000	\$525,000	4.8
Aug-2022	\$565,000	\$530,000	6.6
Jul-2022	\$575,000	\$525,000	9.5
Jun-2022	\$560,000	\$505,585	10.8
May-2022	\$555,000	\$499,000	11.2
Apr-2022	\$540,000	\$479,450	12.6
Mar-2022	\$528,250	\$470,000	12.4
Feb-2022	\$525,750	\$475,000	10.7
Jan-2022	\$520,000	\$470,101	10.6
Dec-2021	\$525,000	\$480,000	9.4
Nov-2021	\$520,000	\$471,500	10.3

Sold Property Median Price for: Location: Suffolk (County) (Last 24 Months - Residential, Condo, Co-op Properties)



Note: Information displayed in the data table is compiled by OneKey® MLS and represents a combined total of Residential, Condo, Co-op Properties sales for the selected time frame. Only available data will be displayed. Please note that small data samples will skew the % of change year to year. This information is intended for marketing purposes only. To access more detailed market reports visit <https://www.onekeymls.com/market-statistics>

Pending Sales Median Price for:

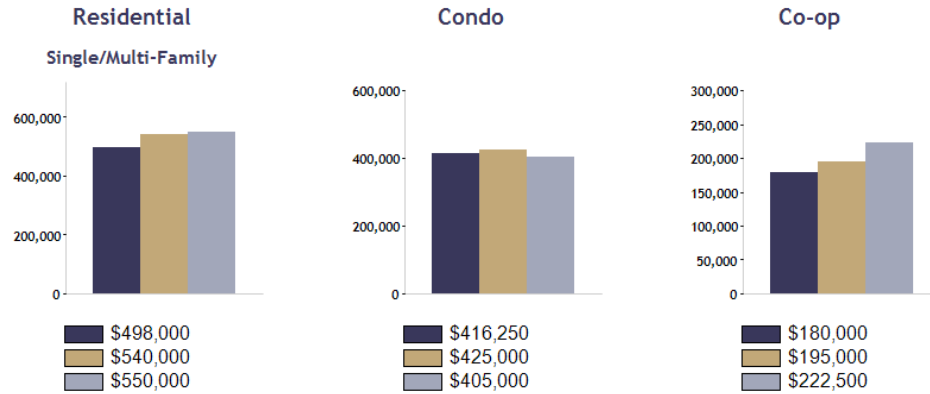
Location: Suffolk (County)

Date Range

Oct 2020	Oct 2021	Oct 2022
----------	----------	----------

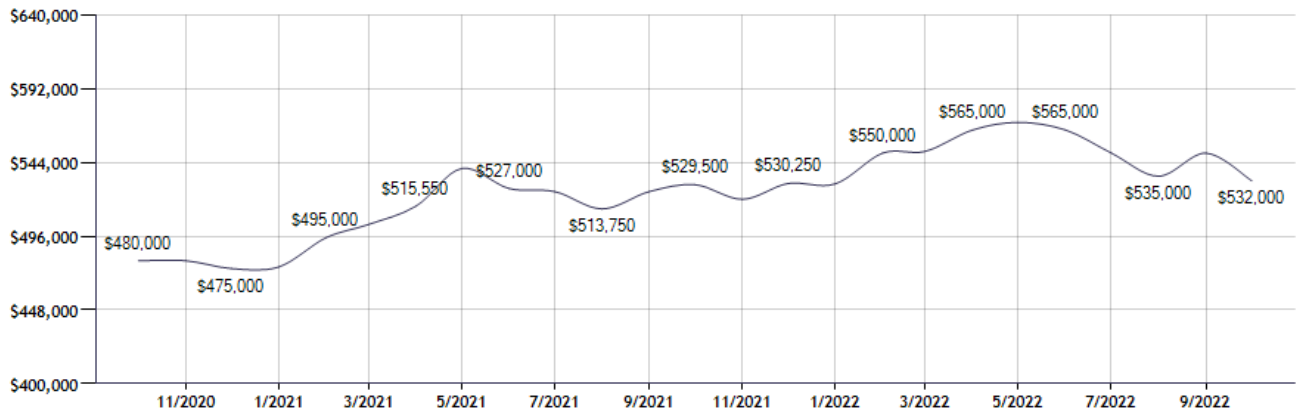
Current Available Inventory - 3,561
 Current Median List Price - \$630,000

Residential, Condo, Co-op Properties



Month	Current Year	Prior Year	% Change
Oct-2022	\$532,000	\$529,500	0.5
Sep-2022	\$550,000	\$525,000	4.8
Aug-2022	\$535,000	\$513,750	4.1
Jul-2022	\$550,000	\$525,000	4.8
Jun-2022	\$565,000	\$527,000	7.2
May-2022	\$570,000	\$540,000	5.6
Apr-2022	\$565,000	\$515,550	9.6
Mar-2022	\$551,156	\$503,650	9.4
Feb-2022	\$550,000	\$495,000	11.1
Jan-2022	\$530,000	\$476,000	11.3
Dec-2021	\$530,250	\$475,000	11.6
Nov-2021	\$520,000	\$480,000	8.3

Pending Sales Median Price for: Location: Suffolk (County) (Last 24 Months - Residential, Condo, Co-op Properties)



Note: Information displayed in the data table is compiled by OneKey® MLS and represents a combined total of Residential, Condo, Co-op Properties sales for the selected time frame. Only available data will be displayed. Please note that small data samples will skew the % of change year to year. This information is intended for marketing purposes only. To access more detailed market reports visit <https://www.onekeymls.com/market-statistics>

Sold Property Counts for:

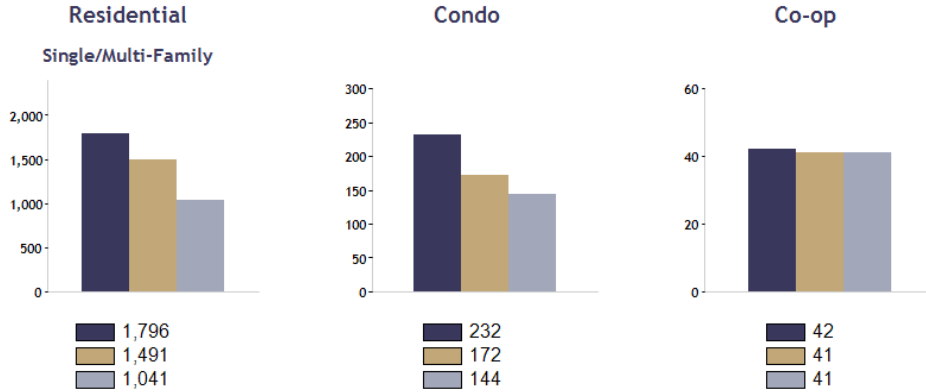
Location: Suffolk (County)

Date Range



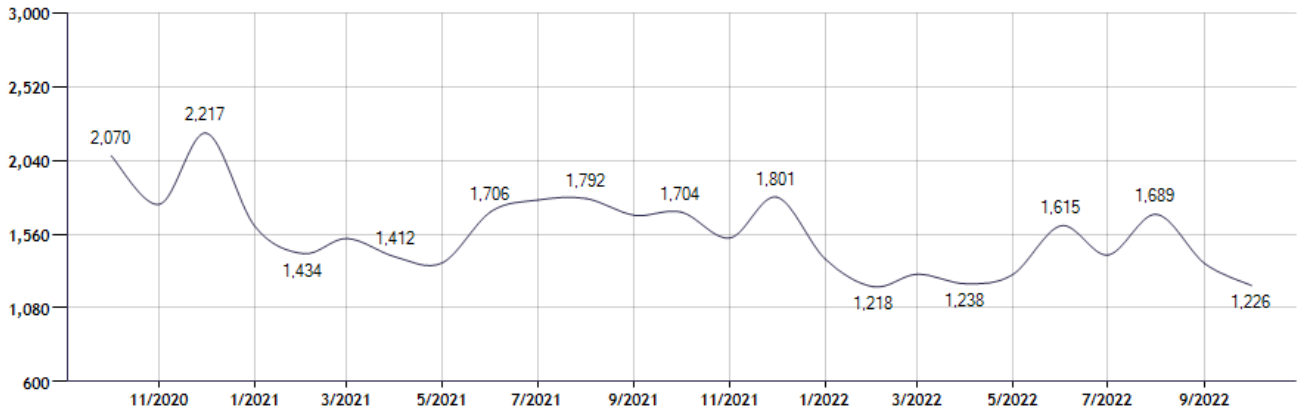
Current Available Inventory - 3,562
Current Median List Price - \$630,000

Residential, Condo, Co-op Properties



Month	Current Year	Prior Year	% Change
Oct-2022	1,226	1,704	-28.1
Sep-2022	1,369	1,683	-18.7
Aug-2022	1,689	1,792	-5.7
Jul-2022	1,425	1,782	-20.0
Jun-2022	1,615	1,706	-5.3
May-2022	1,297	1,374	-5.6
Apr-2022	1,238	1,412	-12.3
Mar-2022	1,300	1,532	-15.1
Feb-2022	1,218	1,434	-15.1
Jan-2022	1,399	1,611	-13.2
Dec-2021	1,801	2,217	-18.8
Nov-2021	1,535	1,754	-12.5

Sold Property Counts for: Location: Suffolk (County) (Last 24 Months - Residential, Condo, Co-op Properties)



Note: Information displayed in the data table is compiled by OneKey® MLS and represents a combined total of Residential, Condo, Co-op Properties sales for the selected time frame. Only available data will be displayed. Please note that small data samples will skew the % of change year to year. This information is intended for marketing purposes only. To access more detailed market reports visit <https://www.onekeymls.com/market-statistics>

Pending Sales Counts for:

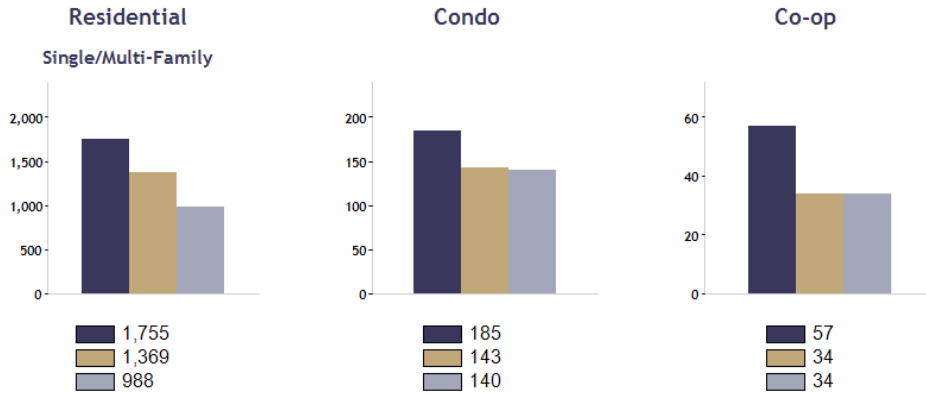
Location: Suffolk (County)

Date Range



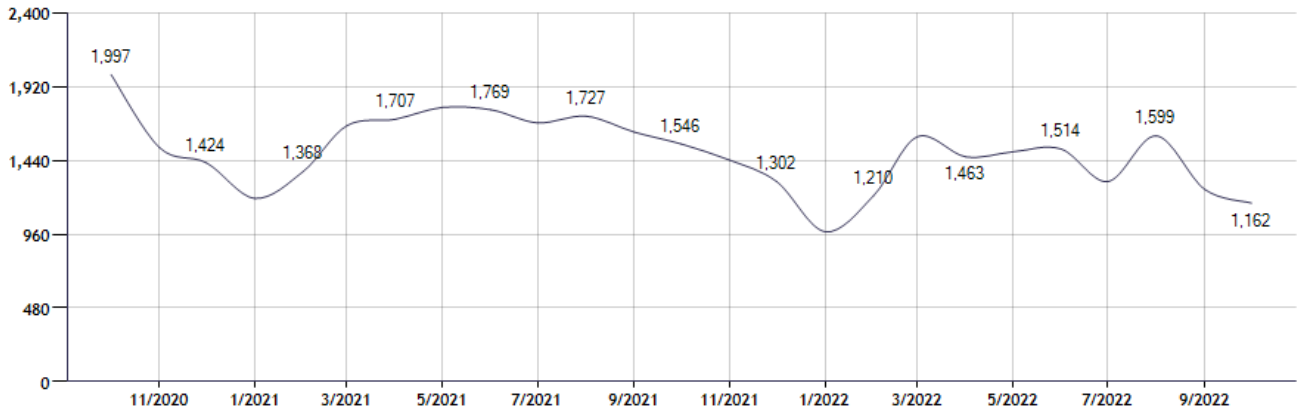
Current Available Inventory - 3,556
 Current Median List Price - \$629,990

Residential, Condo, Co-op Properties



Month	Current Year	Prior Year	% Change
Oct-2022	1,162	1,546	-24.8
Sep-2022	1,251	1,623	-22.9
Aug-2022	1,599	1,727	-7.4
Jul-2022	1,302	1,684	-22.7
Jun-2022	1,514	1,769	-14.4
May-2022	1,495	1,784	-16.2
Apr-2022	1,463	1,707	-14.3
Mar-2022	1,593	1,666	-4.4
Feb-2022	1,210	1,368	-11.5
Jan-2022	976	1,193	-18.2
Dec-2021	1,302	1,424	-8.6
Nov-2021	1,441	1,522	-5.3

Pending Sales Counts for: Location: Suffolk (County) (Last 24 Months - Residential, Condo, Co-op Properties)



Note: Information displayed in the data table is compiled by OneKey® MLS and represents a combined total of Residential, Condo, Co-op Properties sales for the selected time frame. Only available data will be displayed. Please note that small data samples will skew the % of change year to year. This information is intended for marketing purposes only. To access more detailed market reports visit <https://www.onekeymls.com/market-statistics>