

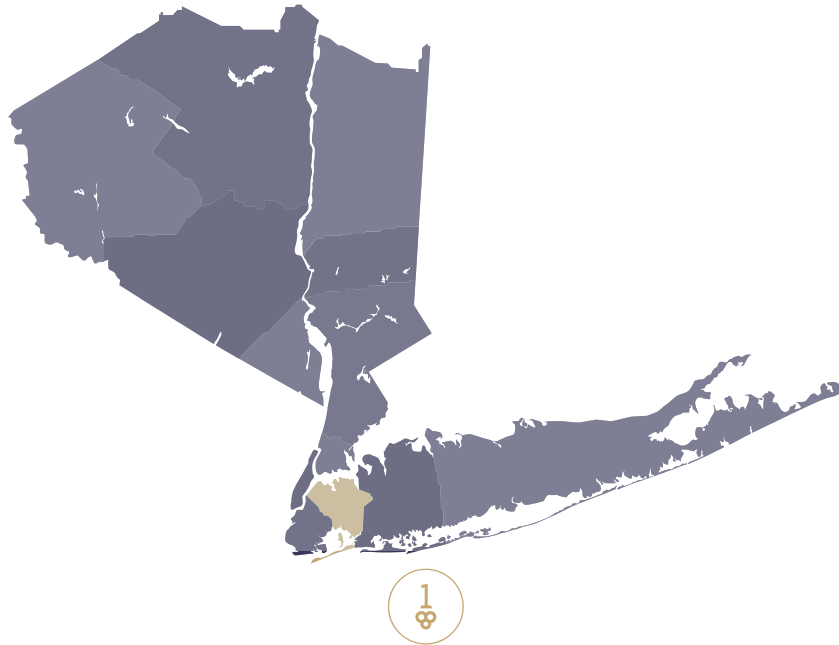
One Key[®] Queens County Market Update

The One Source Real Estate Marketplace

October 2022

Queens County reported a residential closed median sales price of \$690,000 in October 2022, which represents no change from the reported figure in October 2021. There was a 1.50% increase as compared to the reported \$680,000 in the prior month. There were 725 closed sales transactions and 732 pending transactions reported in October 2022, following 833 closed and 745 pending transactions reported the prior month.

The OneKey MLS Regional Area reported a closed median sale price of \$585,000 in October 2022, representing a 2.60% increase as compared to the reported \$570,000 in October 2021. Across the regional coverage area, there were 4,762 closed residential sales reported in October 2022, which is 10.70% fewer than the closed transactions reported the prior month.



Closed Median Sale Price	2
Pending Median Sale Price	3
Closed Transactions	4
Pending Transactions	5

*Note that Condo Sales reflected in the bar graphs include listings with HOA fees.

Queens is NYC's largest and most diverse borough with equally diverse housing options, including high-rise apartments, single-family homes, and brownstones. Lively and engaging, it is renowned for its art scene, the NY Hall of Science, and the many family-owned restaurants serving authentic cuisine using ingredients from the area's many specialty markets.

Sold Property Median Price for:

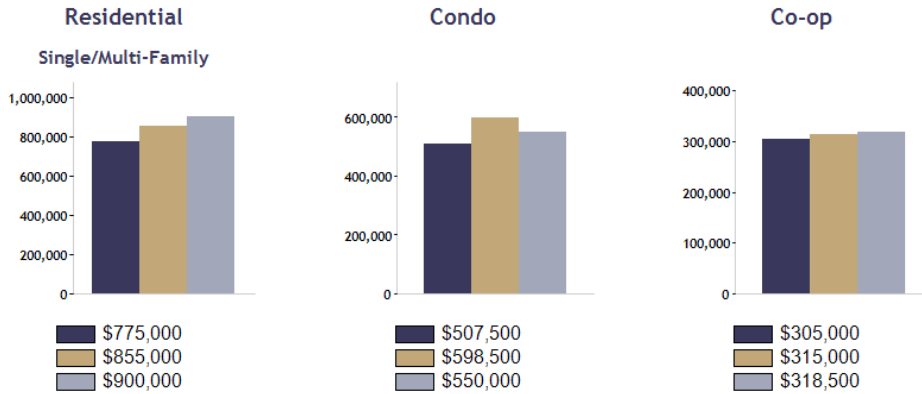
Location: Queens (County)

Date Range



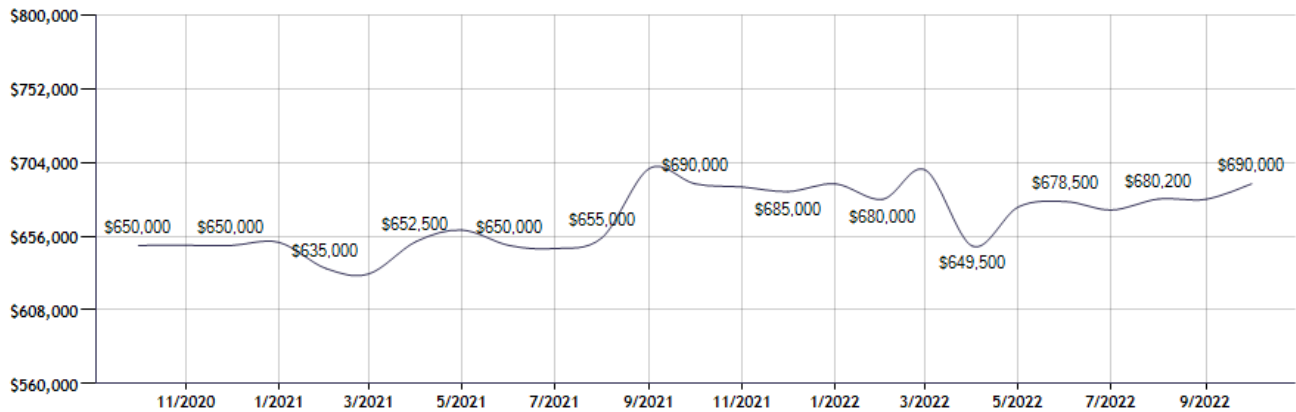
Current Available Inventory - 5,482
 Current Median List Price - \$678,944

Residential, Condo, Co-op Properties



Month	Current Year	Prior Year	% Change
Oct-2022	\$690,000	\$690,000	0.0
Sep-2022	\$680,000	\$700,000	-2.9
Aug-2022	\$680,200	\$655,000	3.8
Jul-2022	\$673,000	\$648,000	3.9
Jun-2022	\$678,500	\$650,000	4.4
May-2022	\$675,000	\$660,000	2.3
Apr-2022	\$649,500	\$652,500	-0.5
Mar-2022	\$699,000	\$631,500	10.7
Feb-2022	\$680,000	\$635,000	7.1
Jan-2022	\$690,000	\$652,000	5.8
Dec-2021	\$685,000	\$650,000	5.4
Nov-2021	\$688,000	\$650,000	5.8

Sold Property Median Price for: Location: Queens (County) (Last 24 Months - Residential, Condo, Co-op Properties)



Note: Information displayed in the data table is compiled by OneKey® MLS and represents a combined total of Residential, Condo, Co-op Properties sales for the selected time frame. Only available data will be displayed. Please note that small data samples will skew the % of change year to year. This information is intended for marketing purposes only. To access more detailed market reports visit <https://www.onekeymls.com/market-statistics>

Pending Sales Median Price for:

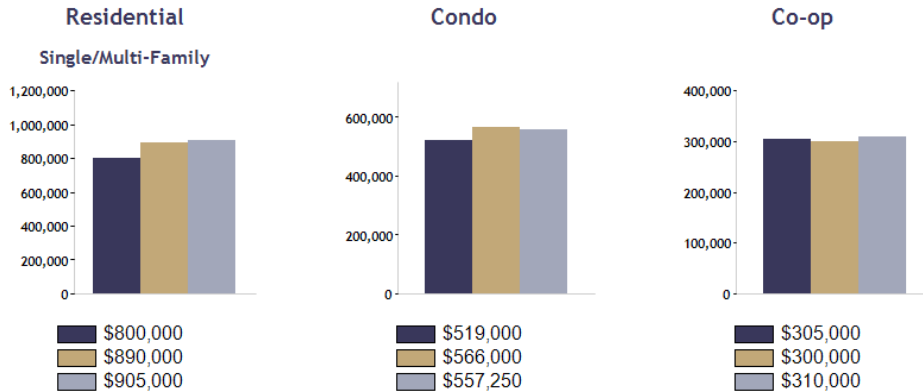
Location: Queens (County)

Date Range

Oct 2020	Oct 2021	Oct 2022
----------	----------	----------

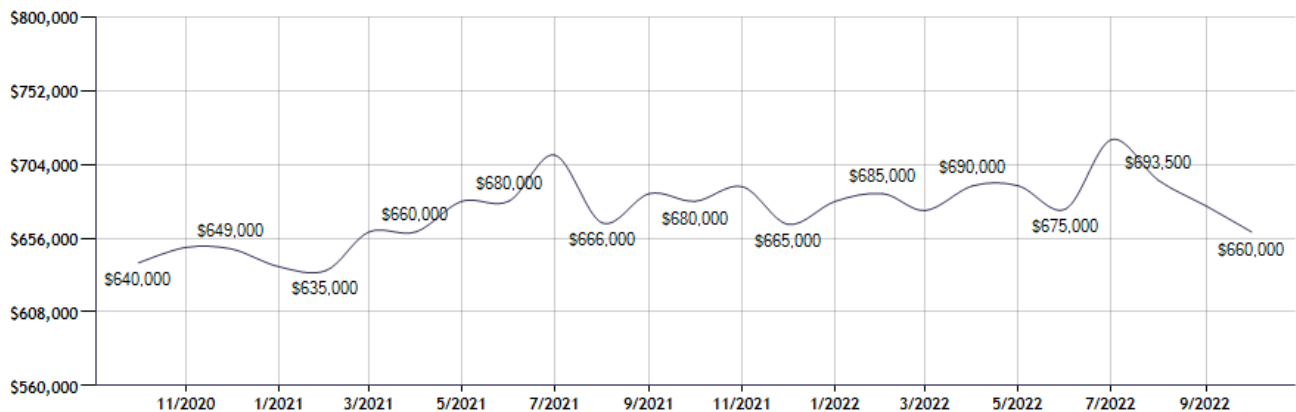
Current Available Inventory - 5,481
 Current Median List Price - \$678,888

Residential, Condo, Co-op Properties



Month	Current Year	Prior Year	% Change
Oct-2022	\$660,000	\$680,000	-2.9
Sep-2022	\$677,000	\$685,000	-1.2
Aug-2022	\$693,500	\$666,000	4.1
Jul-2022	\$720,000	\$710,000	1.4
Jun-2022	\$675,000	\$680,000	-0.7
May-2022	\$690,000	\$680,000	1.5
Apr-2022	\$690,000	\$660,000	4.5
Mar-2022	\$674,000	\$660,000	2.1
Feb-2022	\$685,000	\$635,000	7.9
Jan-2022	\$680,000	\$637,500	6.7
Dec-2021	\$665,000	\$649,000	2.5
Nov-2021	\$689,500	\$650,000	6.1

Pending Sales Median Price for: Location: Queens (County) (Last 24 Months - Residential, Condo, Co-op Properties)



Note: Information displayed in the data table is compiled by OneKey® MLS and represents a combined total of Residential, Condo, Co-op Properties sales for the selected time frame. Only available data will be displayed. Please note that small data samples will skew the % of change year to year. This information is intended for marketing purposes only. To access more detailed market reports visit <https://www.onekeymls.com/market-statistics>

Sold Property Counts for:

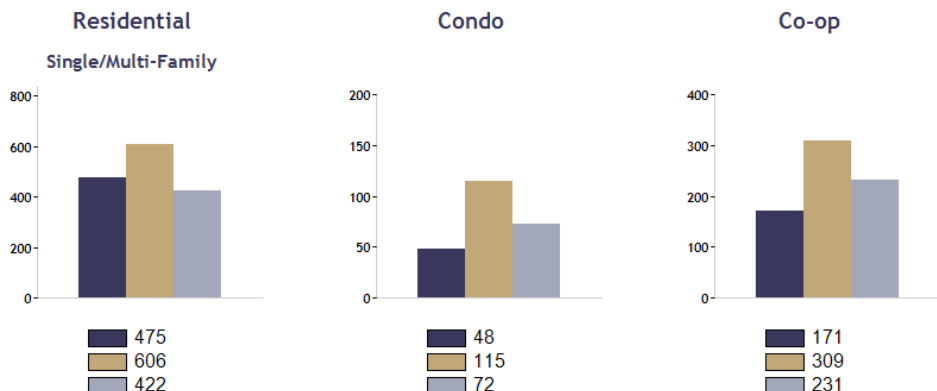
Location: Queens (County)

Date Range



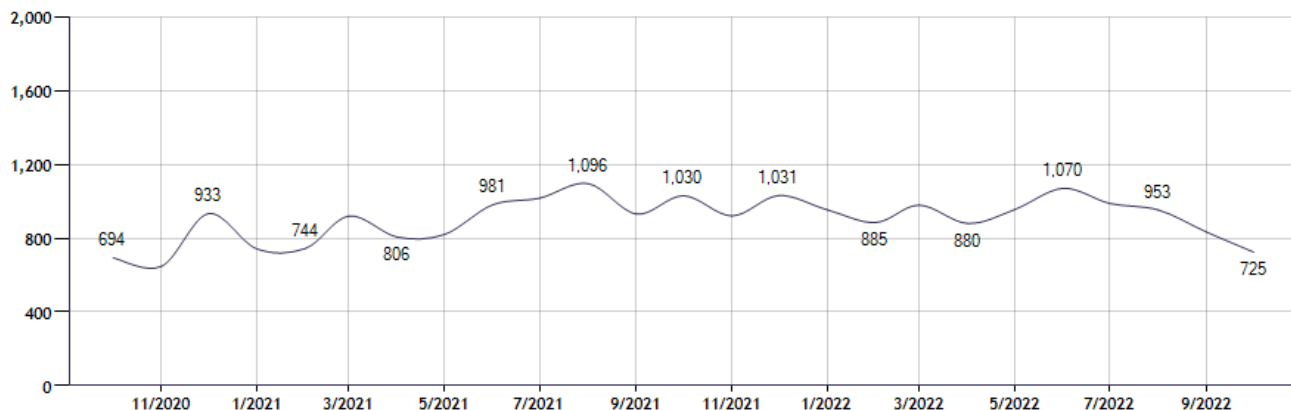
Current Available Inventory - 5,482
 Current Median List Price - \$678,944

Residential, Condo, Co-op Properties



Month	Current Year	Prior Year	% Change
Oct-2022	725	1,030	-29.6
Sep-2022	833	931	-10.5
Aug-2022	953	1,096	-13.0
Jul-2022	988	1,017	-2.9
Jun-2022	1,070	981	9.1
May-2022	955	820	16.5
Apr-2022	880	806	9.2
Mar-2022	979	920	6.4
Feb-2022	885	744	19.0
Jan-2022	954	742	28.6
Dec-2021	1,031	933	10.5
Nov-2021	921	648	42.1

Sold Property Counts for: Location: Queens (County) (Last 24 Months - Residential, Condo, Co-op Properties)



Note: Information displayed in the data table is compiled by OneKey® MLS and represents a combined total of Residential, Condo, Co-op Properties sales for the selected time frame. Only available data will be displayed. Please note that small data samples will skew the % of change year to year. This information is intended for marketing purposes only. To access more detailed market reports visit <https://www.onekeymls.com/market-statistics>

Pending Sales Counts for:

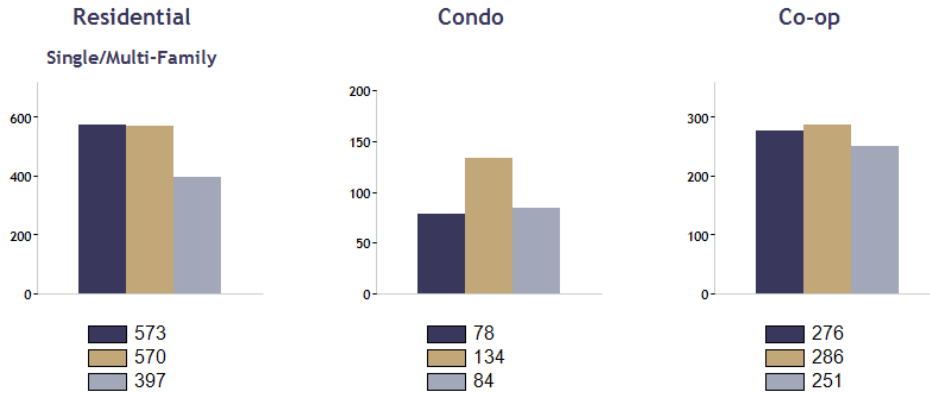
Location: Queens (County)

Date Range



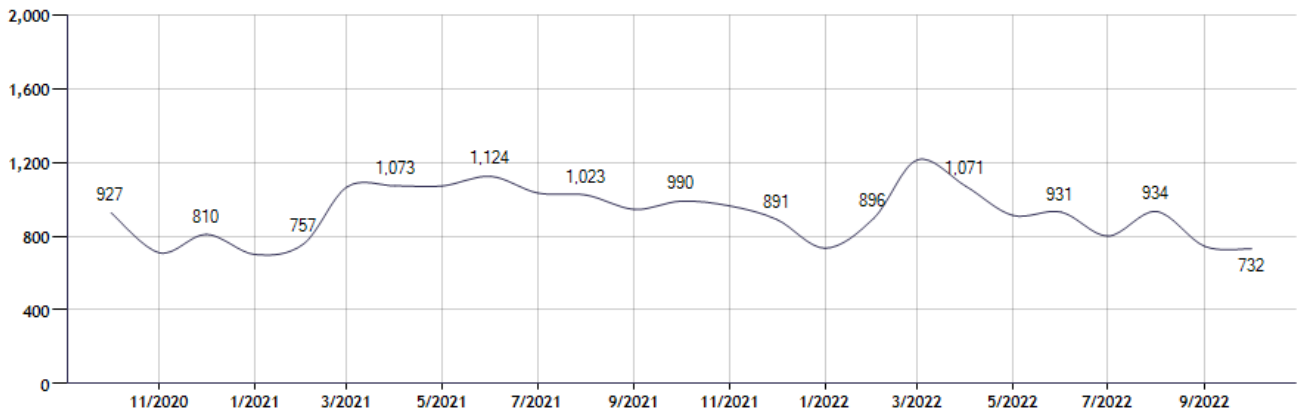
Current Available Inventory - 5,482
 Current Median List Price - \$678,944

Residential, Condo, Co-op Properties



Month	Current Year	Prior Year	% Change
Oct-2022	732	990	-26.1
Sep-2022	745	945	-21.2
Aug-2022	934	1,023	-8.7
Jul-2022	801	1,034	-22.5
Jun-2022	931	1,124	-17.2
May-2022	913	1,072	-14.8
Apr-2022	1,071	1,073	-0.2
Mar-2022	1,213	1,067	13.7
Feb-2022	896	757	18.4
Jan-2022	735	701	4.9
Dec-2021	891	810	10.0
Nov-2021	964	710	35.8

Pending Sales Counts for: Location: Queens (County) (Last 24 Months - Residential, Condo, Co-op Properties)



Note: Information displayed in the data table is compiled by OneKey® MLS and represents a combined total of Residential, Condo, Co-op Properties sales for the selected time frame. Only available data will be displayed. Please note that small data samples will skew the % of change year to year. This information is intended for marketing purposes only. To access more detailed market reports visit <https://www.onekeymls.com/market-statistics>