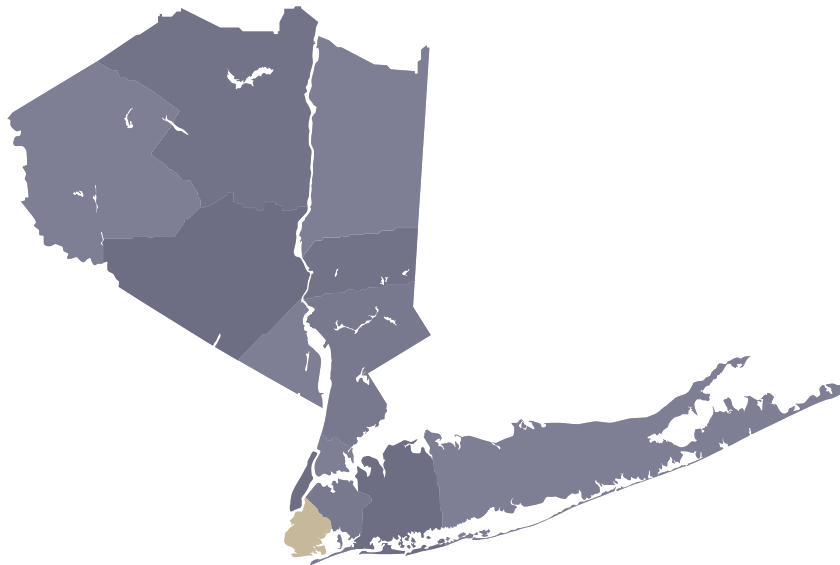


October 2022

Brooklyn reported a residential closed median sales price of \$887,150 in October 2022, an increase of less than 1.00% as compared to \$885,000 reported in October 2021. There were 133 closed residential sales transactions and 178 pending transactions reported in October 2022, following 132 closed and 114 pending transactions reported the month prior.



Closed Median Sale Price	2
Pending Median Sale Price	3
Closed Transactions	4
Pending Transactions	5

*Note that Condo Sales reflected in the bar graphs include listings with HOA fees.

Brooklyn offers a wealth of cultural museums, world-class restaurants, a thriving theater and bar scene, and first-rate housing opportunities. From high-rise apartments to townhomes, co-ops, and condos, Brooklyn has something to suit every budget. Its rich cultural heritage is popular among young professionals looking for an easy commute to Manhattan.

Sold Property Median Price for:

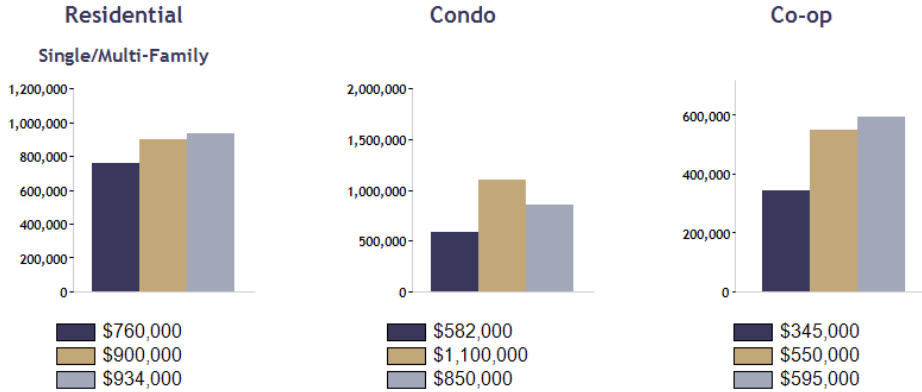
Location: Kings/Brooklyn (County)

Date Range

Oct 2020	Oct 2021	Oct 2022
----------	----------	----------

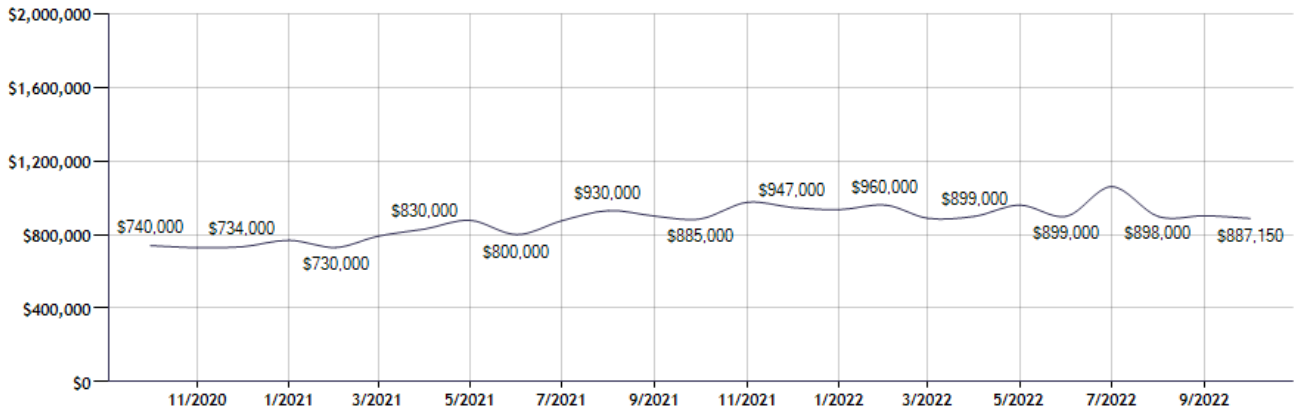
Current Available Inventory - 1,232
 Current Median List Price - \$962,000

Residential, Condo, Co-op Properties



Month	Current Year	Prior Year	% Change
Oct-2022	\$887,150	\$885,000	0.2
Sep-2022	\$902,500	\$900,000	0.3
Aug-2022	\$898,000	\$930,000	-3.4
Jul-2022	\$1,060,000	\$875,000	21.1
Jun-2022	\$899,000	\$800,000	12.4
May-2022	\$960,000	\$877,500	9.4
Apr-2022	\$899,000	\$830,000	8.3
Mar-2022	\$888,500	\$791,500	12.3
Feb-2022	\$960,000	\$730,000	31.5
Jan-2022	\$935,000	\$769,000	21.6
Dec-2021	\$947,000	\$734,000	29.0
Nov-2021	\$975,000	\$729,000	33.7

Sold Property Median Price for: Location: Kings/Brooklyn (County) (Last 24 Months - Residential, Condo, Co-op Properties)



Note: Information displayed in the data table is compiled by OneKey® MLS and represents a combined total of Residential, Condo, Co-op Properties sales for the selected time frame. Only available data will be displayed. Please note that small data samples will skew the % of change year to year. This information is intended for marketing purposes only. To access more detailed market reports visit <https://www.onekeymls.com/market-statistics>

Pending Sales Median Price for:

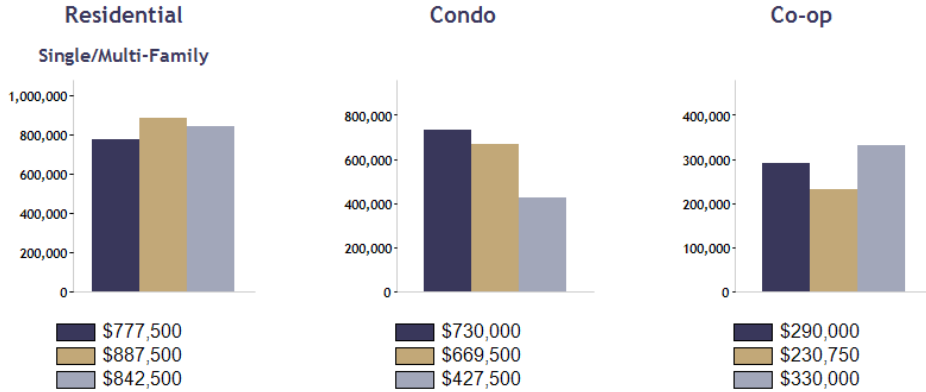
Location: Kings/Brooklyn (County)

Date Range

Oct 2020	Oct 2021	Oct 2022
----------	----------	----------

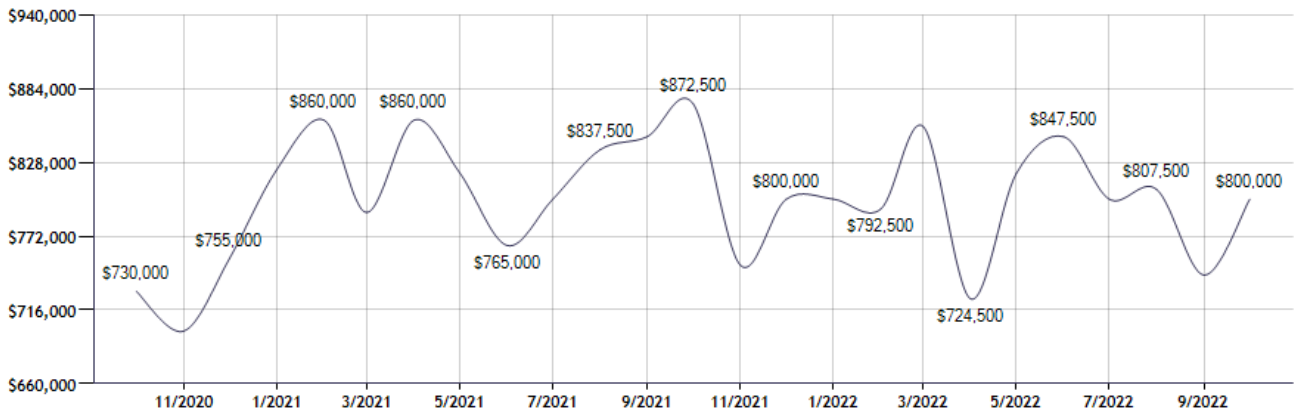
Current Available Inventory - 1,232
 Current Median List Price - \$962,000

Residential, Condo, Co-op Properties



Month	Current Year	Prior Year	% Change
Oct-2022	\$800,000	\$872,500	-8.3
Sep-2022	\$742,500	\$847,500	-12.4
Aug-2022	\$807,500	\$837,500	-3.6
Jul-2022	\$800,000	\$800,000	0.0
Jun-2022	\$847,500	\$765,000	10.8
May-2022	\$819,500	\$820,000	-0.1
Apr-2022	\$724,500	\$860,000	-15.8
Mar-2022	\$855,000	\$790,000	8.2
Feb-2022	\$792,500	\$860,000	-7.8
Jan-2022	\$800,000	\$822,500	-2.7
Dec-2021	\$800,000	\$755,000	6.0
Nov-2021	\$750,000	\$700,000	7.1

Pending Sales Median Price for: Location: Kings/Brooklyn (County) (Last 24 Months - Residential, Condo, Co-op Properties)



Note: Information displayed in the data table is compiled by OneKey® MLS and represents a combined total of Residential, Condo, Co-op Properties sales for the selected time frame. Only available data will be displayed. Please note that small data samples will skew the % of change year to year. This information is intended for marketing purposes only. To access more detailed market reports visit <https://www.onekeymls.com/market-statistics>

Sold Property Counts for:

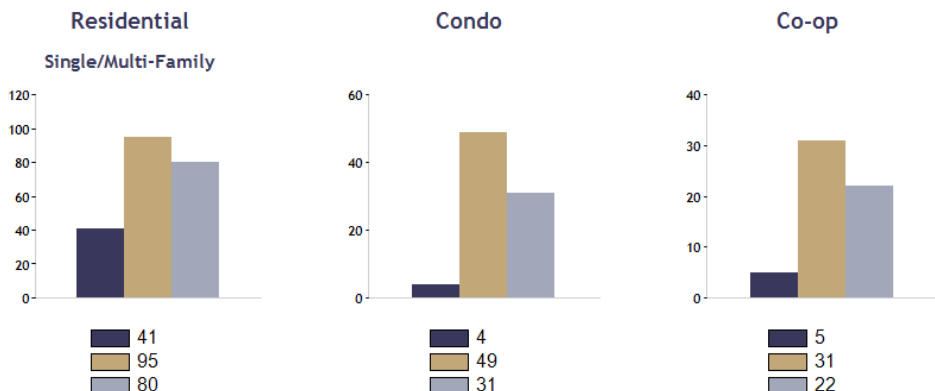
Location: Kings/Brooklyn (County)

Date Range

Oct 2020	Oct 2021	Oct 2022
----------	----------	----------

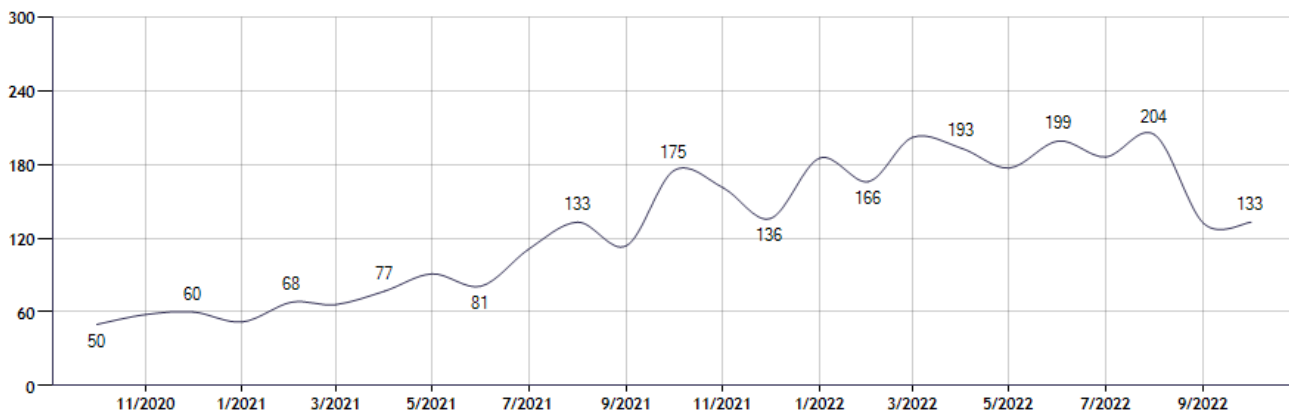
Current Available Inventory - 1,232
 Current Median List Price - \$962,000

Residential, Condo, Co-op Properties



Month	Current Year	Prior Year	% Change
Oct-2022	133	175	-24.0
Sep-2022	132	114	15.8
Aug-2022	204	133	53.4
Jul-2022	186	111	67.6
Jun-2022	199	81	145.7
May-2022	177	91	94.5
Apr-2022	193	77	150.6
Mar-2022	202	66	206.1
Feb-2022	166	68	144.1
Jan-2022	185	52	255.8
Dec-2021	136	60	126.7
Nov-2021	161	58	177.6

Sold Property Counts for: Location: Kings/Brooklyn (County) (Last 24 Months - Residential, Condo, Co-op Properties)



Note: Information displayed in the data table is compiled by OneKey® MLS and represents a combined total of Residential, Condo, Co-op Properties sales for the selected time frame. Only available data will be displayed. Please note that small data samples will skew the % of change year to year. This information is intended for marketing purposes only. To access more detailed market reports visit <https://www.onekeymls.com/market-statistics>

Pending Sales Counts for:

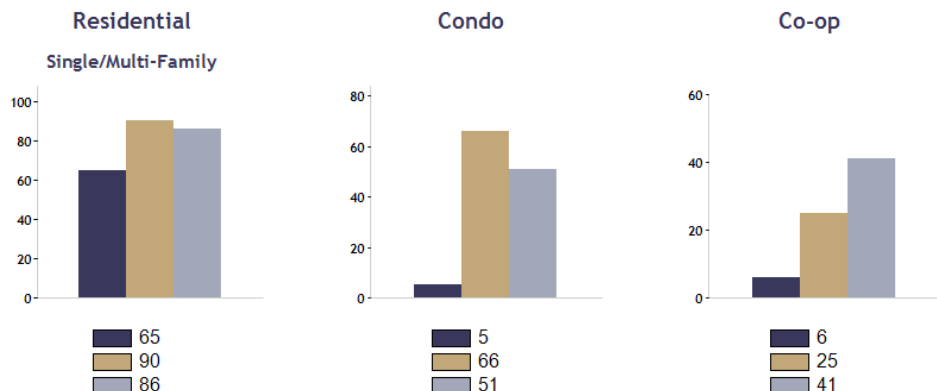
Location: Kings/Brooklyn (County)

Date Range



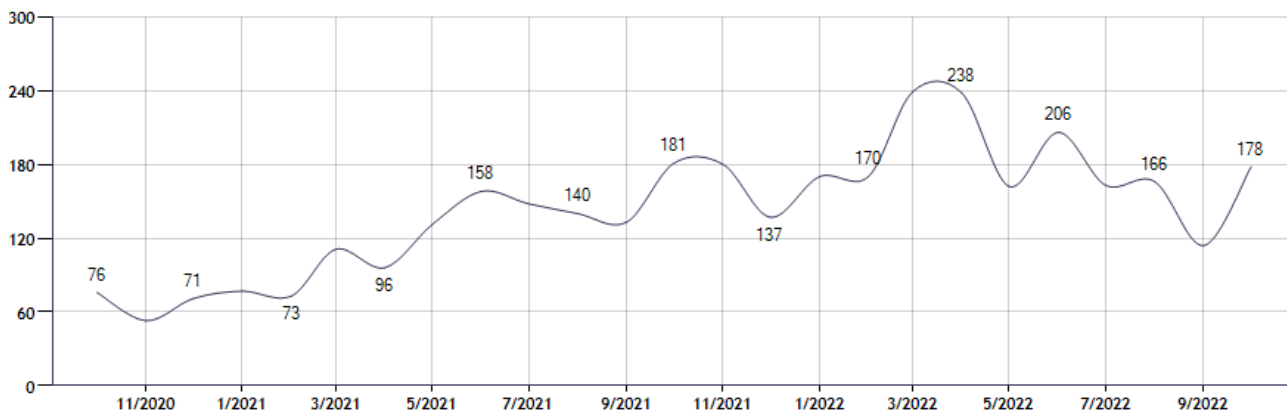
Current Available Inventory - 1,232
Current Median List Price - \$962,000

Residential, Condo, Co-op Properties



Month	Current Year	Prior Year	% Change
Oct-2022	178	181	-1.7
Sep-2022	114	133	-14.3
Aug-2022	166	140	18.6
Jul-2022	163	148	10.1
Jun-2022	206	158	30.4
May-2022	162	131	23.7
Apr-2022	238	96	147.9
Mar-2022	239	111	115.3
Feb-2022	170	73	132.9
Jan-2022	170	77	120.8
Dec-2021	137	71	93.0
Nov-2021	180	53	239.6

Pending Sales Counts for: Location: Kings/Brooklyn (County) (Last 24 Months - Residential, Condo, Co-op Properties)



Note: Information displayed in the data table is compiled by OneKey® MLS and represents a combined total of Residential, Condo, Co-op Properties sales for the selected time frame. Only available data will be displayed. Please note that small data samples will skew the % of change year to year. This information is intended for marketing purposes only. To access more detailed market reports visit <https://www.onekeymls.com/market-statistics>