

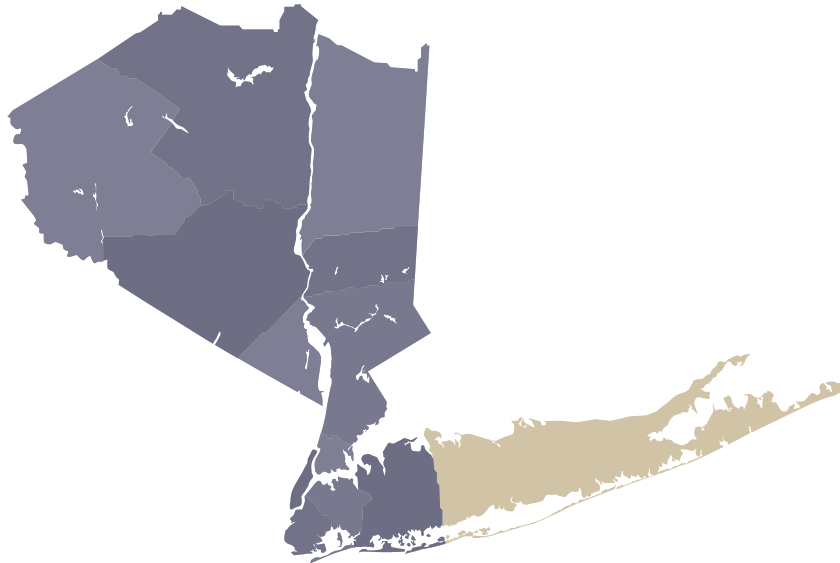
One Key[®] **Suffolk County Market Update**

The One Source Real Estate Marketplace

September 2022

Suffolk County reported a residential closed median sale price of \$550,000 in September 2022, which represents a 4.70% increase from the \$525,000 reported the prior year in September 2021. There were 1,335 closed sales transactions and 1,272 pending transactions reported in September 2022, following 1,686 closed and 1,632 pending transactions reported in the prior month.

The OneKey MLS Regional Area reported a closed median sale price of \$599,900 in September 2022, representing a 4.3% increase as compared to the reported \$575,000 in September 2021. Across the regional coverage area, there were 5,241 closed residential sales reported in September 2022, which is 15.80% fewer than the closed transactions reported in September 2021.



Closed Median Sale Price	2
Pending Median Sale Price	3
Closed Transactions	4
Pending Transactions	5

*Note that Condo Sales reflected in the bar graphs include listings with HOA fees.

Suffolk, easternmost in NY, offers diverse suburban and rural housing options, like rustic farmhouses, modest homes, beach bungalows, and modern apartments. Locals suggest the Walt Whitman Historic Site, Wertheim National Wildlife Refuge, Fire Island National Seashore, and numerous wineries, gourmet restaurants, and bustling downtown districts.

Sold Property Median Price for:

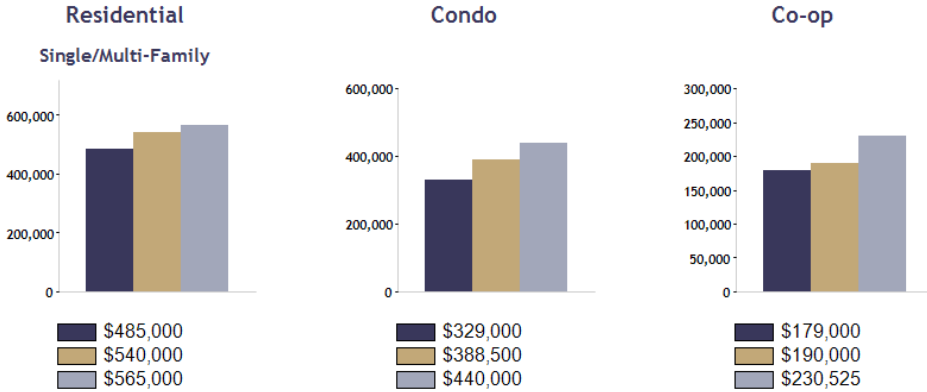
Location: Suffolk (County)

Date Range

Sep 2020	Sep 2021	Sep 2022
----------	----------	----------

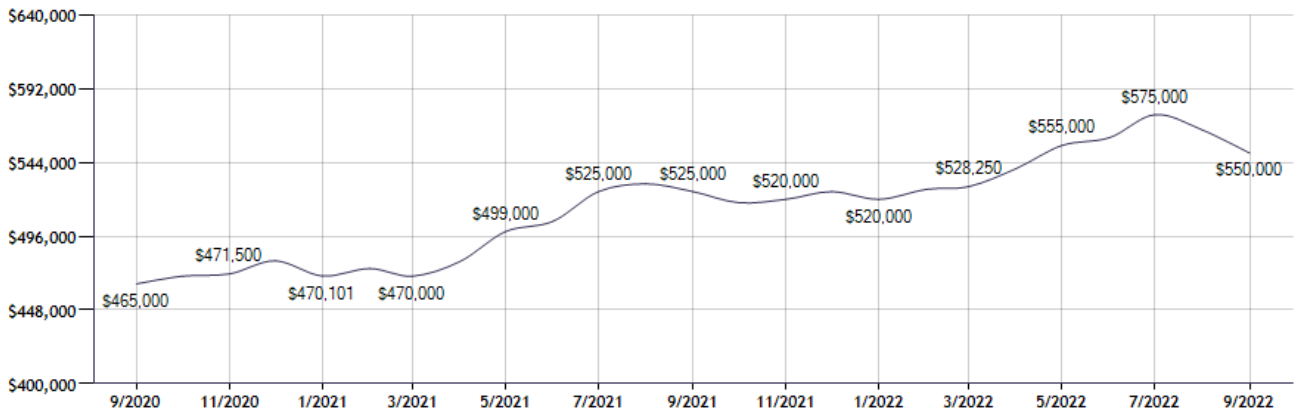
Current Available Inventory - 3,612
 Current Median List Price - \$647,160

Residential, Condo, Co-op Properties



Month	Current Year	Prior Year	% Change
Sep-2022	\$550,000	\$525,000	4.8
Aug-2022	\$565,000	\$530,000	6.6
Jul-2022	\$575,000	\$525,000	9.5
Jun-2022	\$560,000	\$505,585	10.8
May-2022	\$555,000	\$499,000	11.2
Apr-2022	\$540,000	\$479,450	12.6
Mar-2022	\$528,250	\$470,000	12.4
Feb-2022	\$526,500	\$475,000	10.8
Jan-2022	\$520,000	\$470,101	10.6
Dec-2021	\$525,000	\$480,000	9.4
Nov-2021	\$520,000	\$471,500	10.3
Oct-2021	\$517,750	\$470,000	10.2

Sold Property Median Price for: Location: Suffolk (County) (Last 24 Months - Residential, Condo, Co-op Properties)



Note: Information displayed in the data table is compiled by OneKey® MLS and represents a combined total of Residential, Condo, Co-op Properties sales for the selected time frame. Only available data will be displayed. Please note that small data samples will skew the % of change year to year. This information is intended for marketing purposes only. To access more detailed market reports visit <https://www.onekeymls.com/market-statistics>

Pending Sales Median Price for:

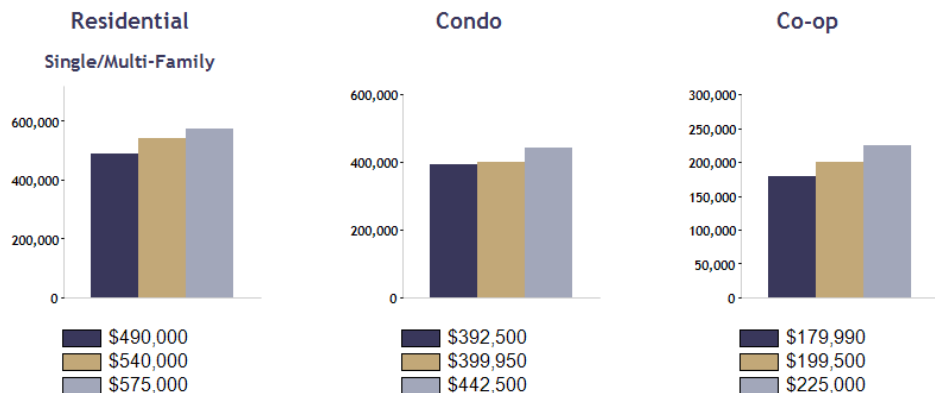
Location: Suffolk (County)

Date Range

Sep 2020	Sep 2021	Sep 2022
----------	----------	----------

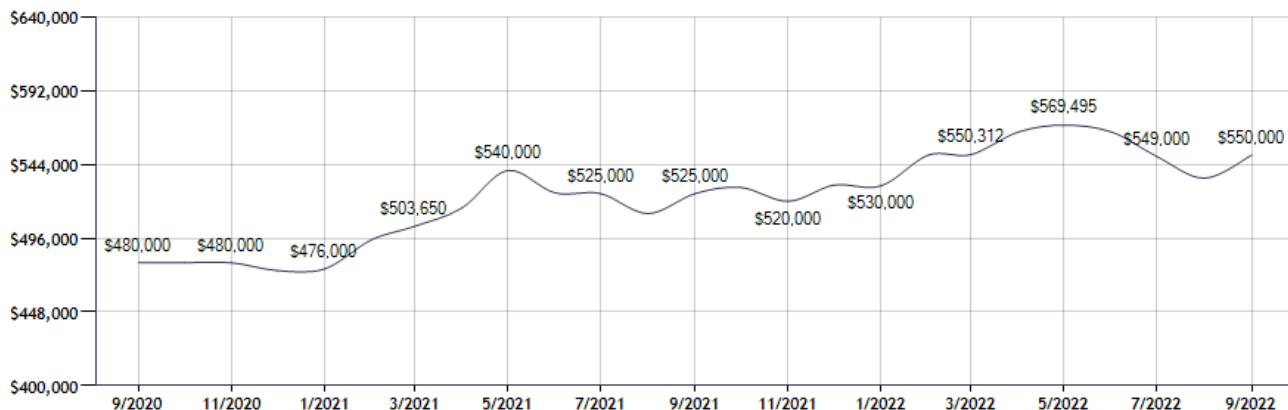
Current Available Inventory - 3,613
 Current Median List Price - \$645,820

Residential, Condo, Co-op Properties



Month	Current Year	Prior Year	% Change
Sep-2022	\$550,000	\$525,000	4.8
Aug-2022	\$535,000	\$512,000	4.5
Jul-2022	\$549,000	\$525,000	4.6
Jun-2022	\$565,000	\$525,500	7.5
May-2022	\$569,495	\$540,000	5.5
Apr-2022	\$565,000	\$515,550	9.6
Mar-2022	\$550,312	\$503,650	9.3
Feb-2022	\$550,000	\$495,000	11.1
Jan-2022	\$530,000	\$476,000	11.3
Dec-2021	\$530,500	\$475,000	11.7
Nov-2021	\$520,000	\$480,000	8.3
Oct-2021	\$529,000	\$480,000	10.2

Pending Sales Median Price for: Location: Suffolk (County) (Last 24 Months - Residential, Condo, Co-op Properties)



Note: Information displayed in the data table is compiled by OneKey® MLS and represents a combined total of Residential, Condo, Co-op Properties sales for the selected time frame. Only available data will be displayed. Please note that small data samples will skew the % of change year to year. This information is intended for marketing purposes only. To access more detailed market reports visit <https://www.onekeymls.com/market-statistics>

Sold Property Counts for:

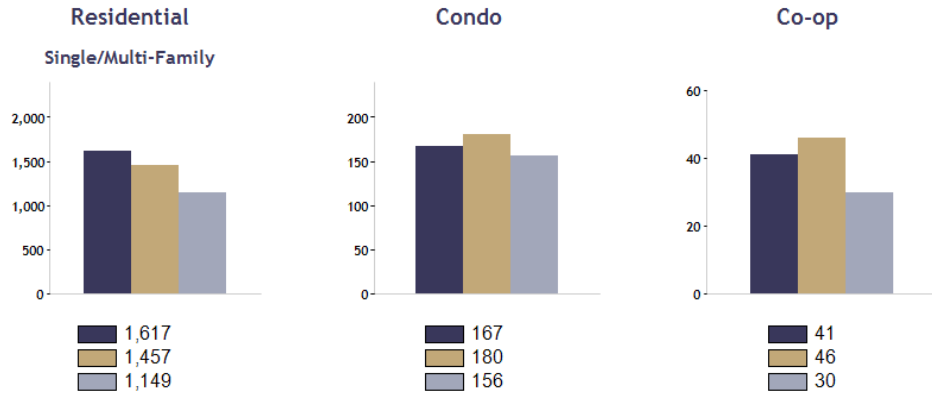
Location: Suffolk (County)

Date Range



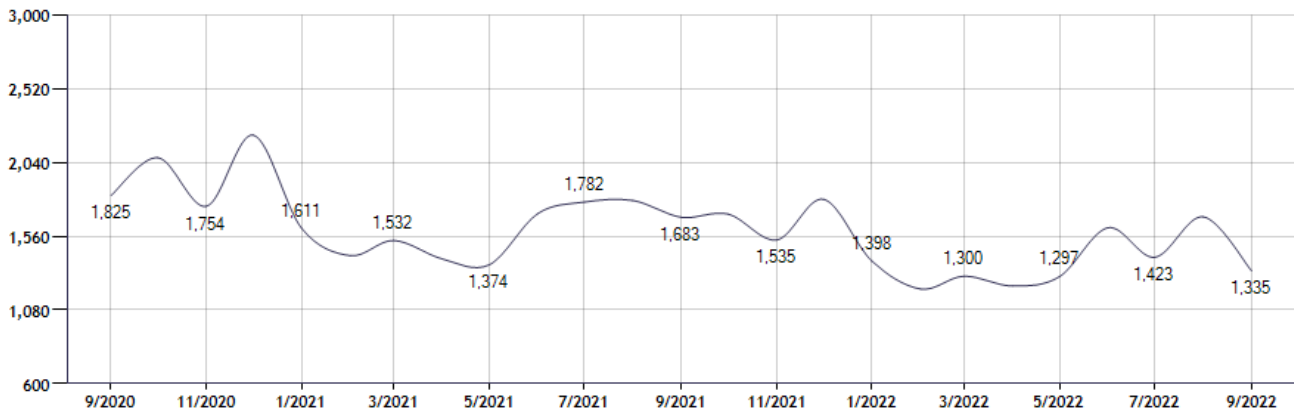
Current Available Inventory - 3,612
 Current Median List Price - \$647,160

Residential, Condo, Co-op Properties



Month	Current Year	Prior Year	% Change
Sep-2022	1,335	1,683	-20.7
Aug-2022	1,686	1,792	-5.9
Jul-2022	1,423	1,782	-20.1
Jun-2022	1,615	1,706	-5.3
May-2022	1,297	1,374	-5.6
Apr-2022	1,236	1,412	-12.5
Mar-2022	1,300	1,532	-15.1
Feb-2022	1,217	1,434	-15.1
Jan-2022	1,398	1,611	-13.2
Dec-2021	1,800	2,217	-18.8
Nov-2021	1,535	1,754	-12.5
Oct-2021	1,704	2,070	-17.7

Sold Property Counts for: Location: Suffolk (County) (Last 24 Months - Residential, Condo, Co-op Properties)



Note: Information displayed in the data table is compiled by OneKey® MLS and represents a combined total of Residential, Condo, Co-op Properties sales for the selected time frame. Only available data will be displayed. Please note that small data samples will skew the % of change year to year. This information is intended for marketing purposes only. To access more detailed market reports visit <https://www.onekeymls.com/market-statistics>

Pending Sales Counts for:

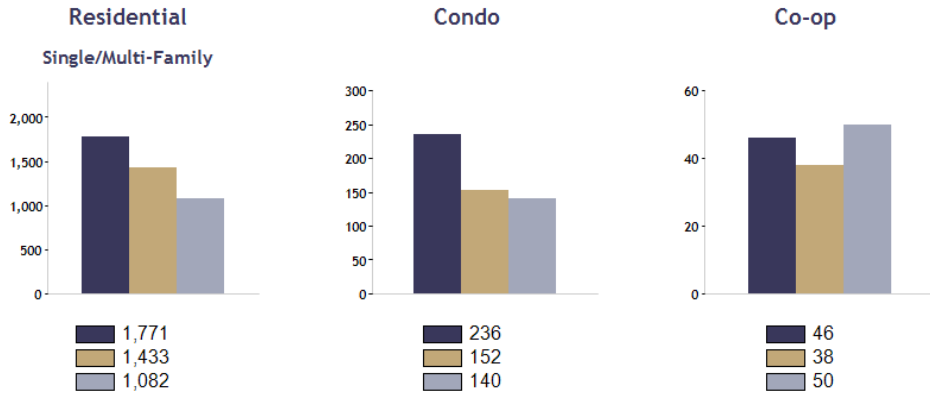
Location: Suffolk (County)

Date Range



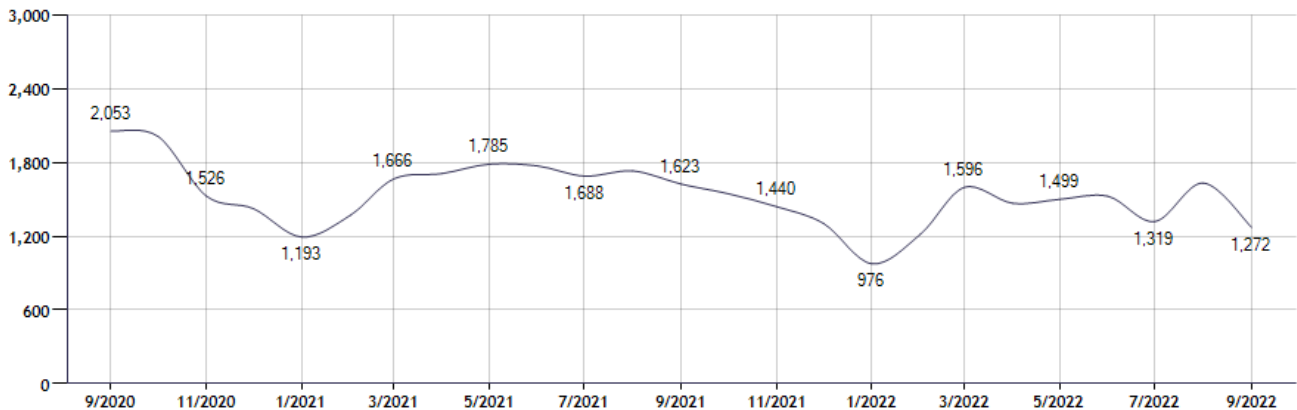
Current Available Inventory - 3,613
 Current Median List Price - \$645,820

Residential, Condo, Co-op Properties



Month	Current Year	Prior Year	% Change
Sep-2022	1,272	1,623	-21.6
Aug-2022	1,632	1,730	-5.7
Jul-2022	1,319	1,688	-21.9
Jun-2022	1,525	1,771	-13.9
May-2022	1,499	1,785	-16.0
Apr-2022	1,468	1,709	-14.1
Mar-2022	1,596	1,666	-4.2
Feb-2022	1,216	1,369	-11.2
Jan-2022	976	1,193	-18.2
Dec-2021	1,303	1,424	-8.5
Nov-2021	1,440	1,526	-5.6
Oct-2021	1,545	2,011	-23.2

Pending Sales Counts for: Location: Suffolk (County) (Last 24 Months - Residential, Condo, Co-op Properties)



Note: Information displayed in the data table is compiled by OneKey® MLS and represents a combined total of Residential, Condo, Co-op Properties sales for the selected time frame. Only available data will be displayed. Please note that small data samples will skew the % of change year to year. This information is intended for marketing purposes only. To access more detailed market reports visit <https://www.onekeymls.com/market-statistics>