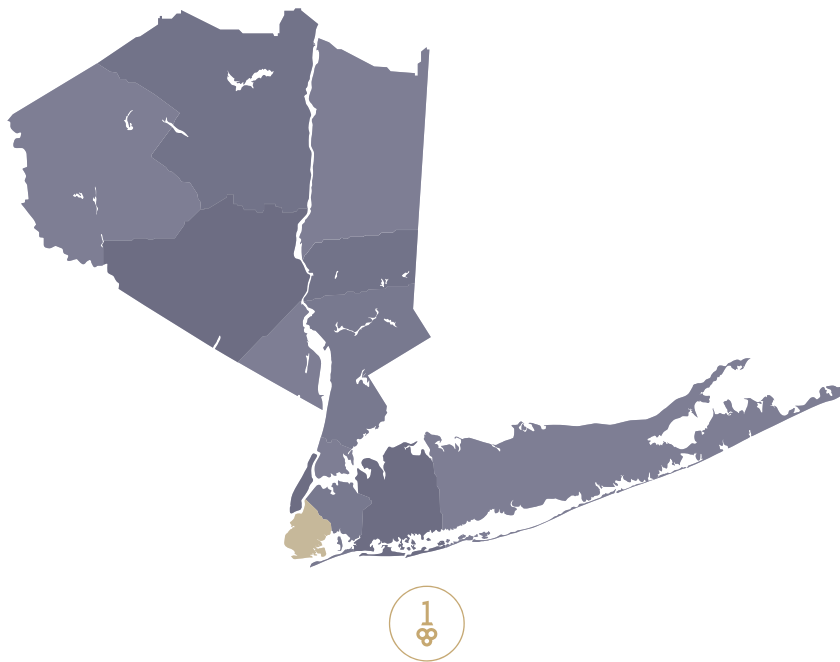


The One Source Real Estate Marketplace

September 2022

Brooklyn reported a residential closed median sales price of \$900,000 in September 2022, no change as compared to the figure reported in September 2021. There were 129 closed residential sales transactions and 152 pending transactions reported in September 2022, following 204 closed and 185 pending transactions reported the month prior.



Closed Median Sale Price	2
Pending Median Sale Price	3
Closed Transactions	4
Pending Transactions	5

*Note that Condo Sales reflected in the bar graphs include listings with HOA fees.

Brooklyn offers a wealth of cultural museums, world-class restaurants, a thriving theater and bar scene, and first-

Sold Property Median Price for:

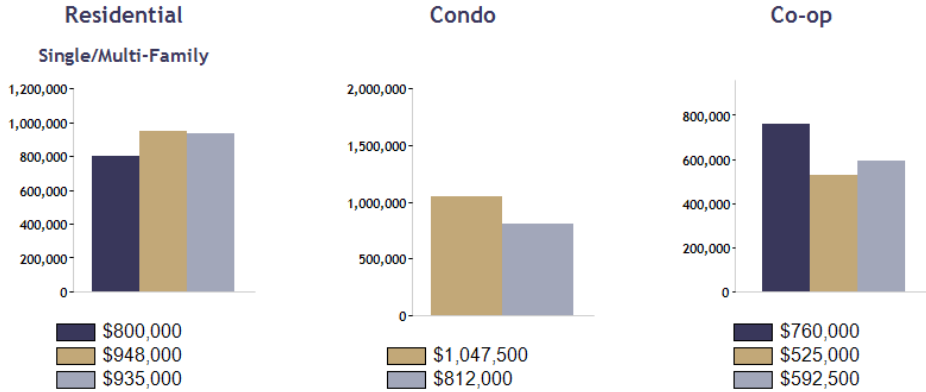
Location: Kings/Brooklyn (County)

Date Range

Sep 2020	Sep 2021	Sep 2022
----------	----------	----------

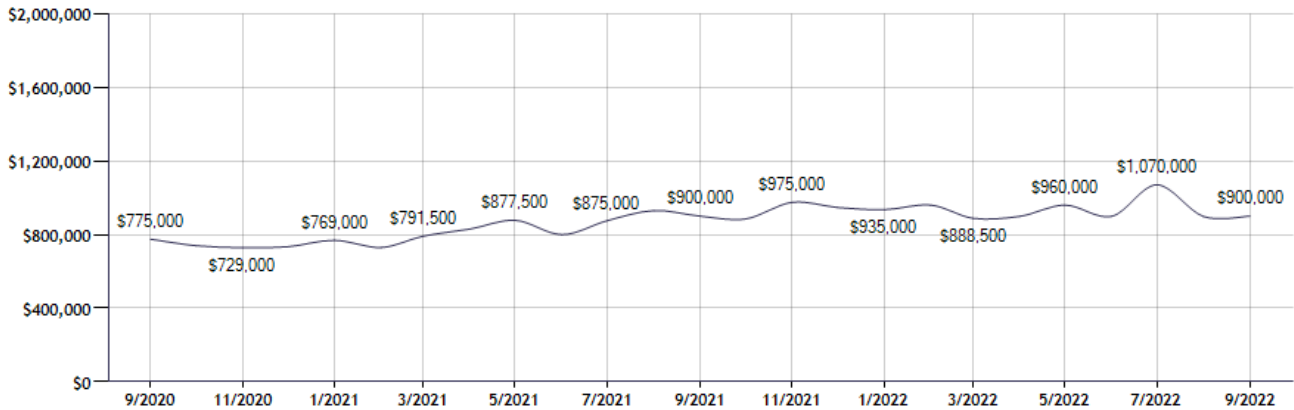
Current Available Inventory - 1,133
 Current Median List Price - \$975,000

Residential, Condo, Co-op Properties



Month	Current Year	Prior Year	% Change
Sep-2022	\$900,000	\$900,000	0.0
Aug-2022	\$898,000	\$930,000	-3.4
Jul-2022	\$1,070,000	\$875,000	22.3
Jun-2022	\$899,000	\$800,000	12.4
May-2022	\$960,000	\$877,500	9.4
Apr-2022	\$899,000	\$830,000	8.3
Mar-2022	\$888,500	\$791,500	12.3
Feb-2022	\$960,000	\$730,000	31.5
Jan-2022	\$935,000	\$769,000	21.6
Dec-2021	\$947,000	\$734,000	29.0
Nov-2021	\$975,000	\$729,000	33.7
Oct-2021	\$885,000	\$740,000	19.6

Sold Property Median Price for: Location: Kings/Brooklyn (County) (Last 24 Months - Residential, Condo, Co-op Properties)



Note: Information displayed in the data table is compiled by OneKey® MLS and represents a combined total of Residential, Condo, Co-op Properties sales for the selected time frame. Only available data will be displayed. Please note that small data samples will skew the % of change year to year. This information is intended for marketing purposes only. To access more detailed market reports visit <https://www.onekeymls.com/market-statistics>

Pending Sales Median Price for:

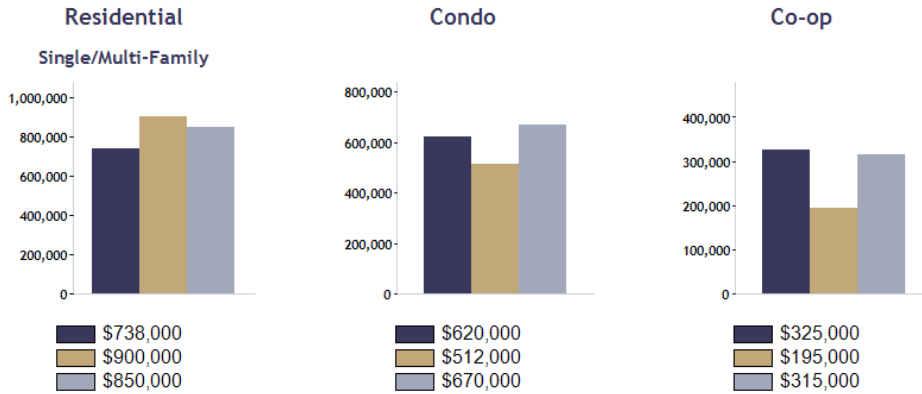
Location: Kings/Brooklyn (County)

Date Range

Sep 2020	Sep 2021	Sep 2022
----------	----------	----------

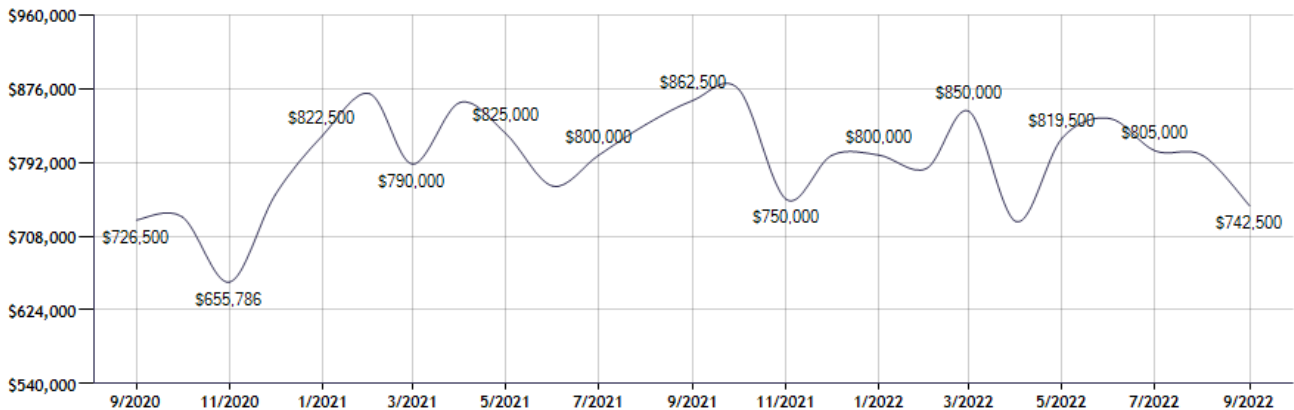
Current Available Inventory - 1,135
 Current Median List Price - \$975,000

Residential, Condo, Co-op Properties



Month	Current Year	Prior Year	% Change
Sep-2022	\$742,500	\$862,500	-13.9
Aug-2022	\$800,000	\$835,000	-4.2
Jul-2022	\$805,000	\$800,000	0.6
Jun-2022	\$842,000	\$765,000	10.1
May-2022	\$819,500	\$825,000	-0.7
Apr-2022	\$724,500	\$860,000	-15.8
Mar-2022	\$850,000	\$790,000	7.6
Feb-2022	\$785,000	\$870,000	-9.8
Jan-2022	\$800,000	\$822,500	-2.7
Dec-2021	\$800,000	\$755,000	6.0
Nov-2021	\$750,000	\$655,786	14.4
Oct-2021	\$875,000	\$730,000	19.9

Pending Sales Median Price for: Location: Kings/Brooklyn (County) (Last 24 Months - Residential, Condo, Co-op Properties)



Note: Information displayed in the data table is compiled by OneKey® MLS and represents a combined total of Residential, Condo, Co-op Properties sales for the selected time frame. Only available data will be displayed. Please note that small data samples will skew the % of change year to year. This information is intended for marketing purposes only. To access more detailed market reports visit <https://www.onekeymls.com/market-statistics>

Sold Property Counts for:

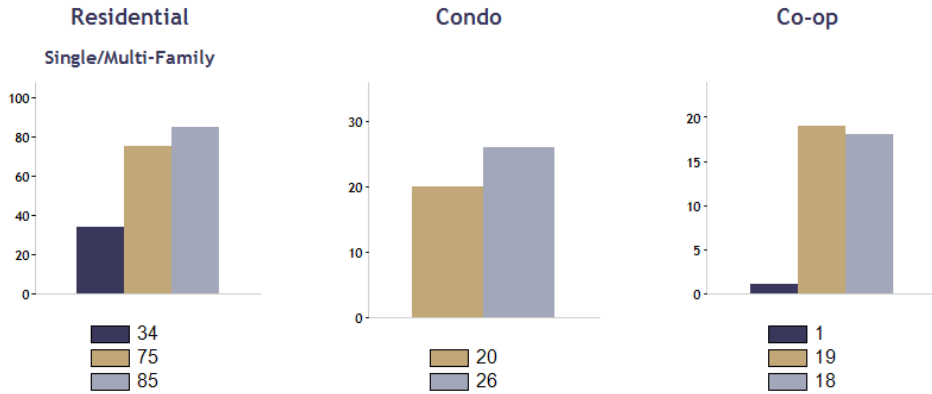
Location: Kings/Brooklyn (County)

Date Range



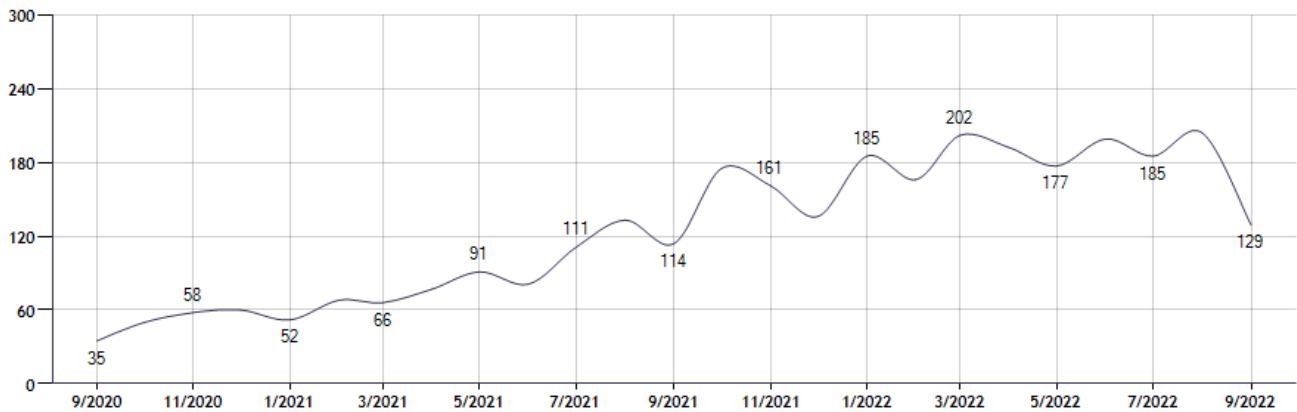
Current Available Inventory - 1,133
 Current Median List Price - \$975,000

Residential, Condo, Co-op Properties



Month	Current Year	Prior Year	% Change
Sep-2022	129	114	13.2
Aug-2022	204	133	53.4
Jul-2022	185	111	66.7
Jun-2022	199	81	145.7
May-2022	177	91	94.5
Apr-2022	192	77	149.4
Mar-2022	202	66	206.1
Feb-2022	166	68	144.1
Jan-2022	185	52	255.8
Dec-2021	136	60	126.7
Nov-2021	161	58	177.6
Oct-2021	175	50	250.0

Sold Property Counts for: Location: Kings/Brooklyn (County) (Last 24 Months - Residential, Condo, Co-op Properties)



Note: Information displayed in the data table is compiled by OneKey® MLS and represents a combined total of Residential, Condo, Co-op Properties sales for the selected time frame. Only available data will be displayed. Please note that small data samples will skew the % of change year to year. This information is intended for marketing purposes only. To access more detailed market reports visit <https://www.onekeymls.com/market-statistics>

Pending Sales Counts for:

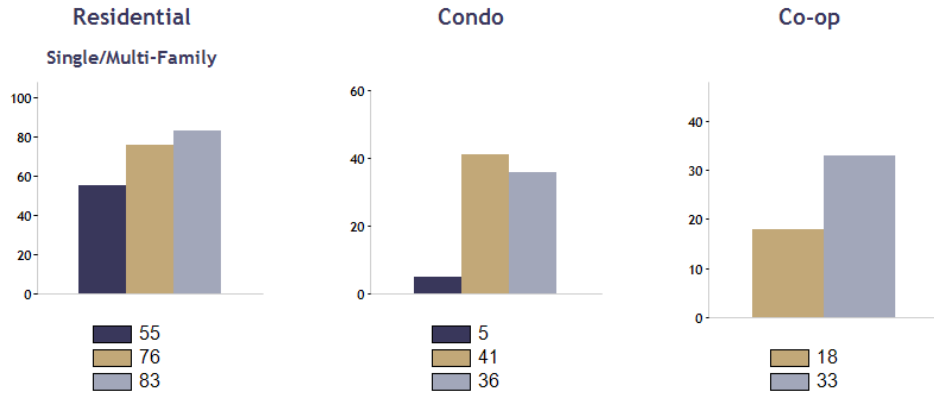
Location: Kings/Brooklyn (County)

Date Range



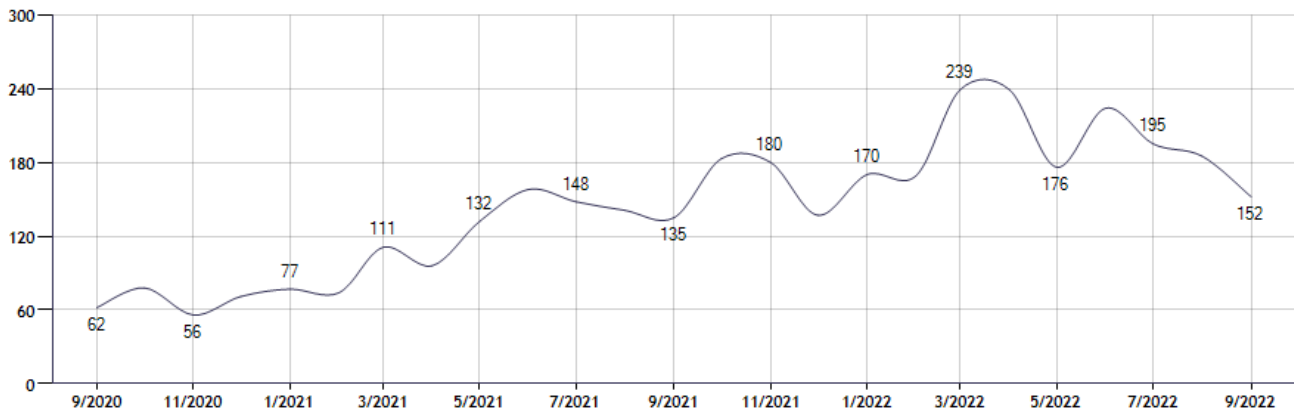
Current Available Inventory - 1,135
Current Median List Price - \$975,000

Residential, Condo, Co-op Properties



Month	Current Year	Prior Year	% Change
Sep-2022	152	135	12.6
Aug-2022	185	141	31.2
Jul-2022	195	148	31.8
Jun-2022	224	158	41.8
May-2022	176	132	33.3
Apr-2022	239	96	149.0
Mar-2022	239	111	115.3
Feb-2022	169	74	128.4
Jan-2022	170	77	120.8
Dec-2021	137	71	93.0
Nov-2021	180	56	221.4
Oct-2021	183	78	134.6

Pending Sales Counts for: Location: Kings/Brooklyn (County) (Last 24 Months - Residential, Condo, Co-op Properties)



Note: Information displayed in the data table is compiled by OneKey® MLS and represents a combined total of Residential, Condo, Co-op Properties sales for the selected time frame. Only available data will be displayed. Please note that small data samples will skew the % of change year to year. This information is intended for marketing purposes only. To access more detailed market reports visit <https://www.onekeymls.com/market-statistics>