

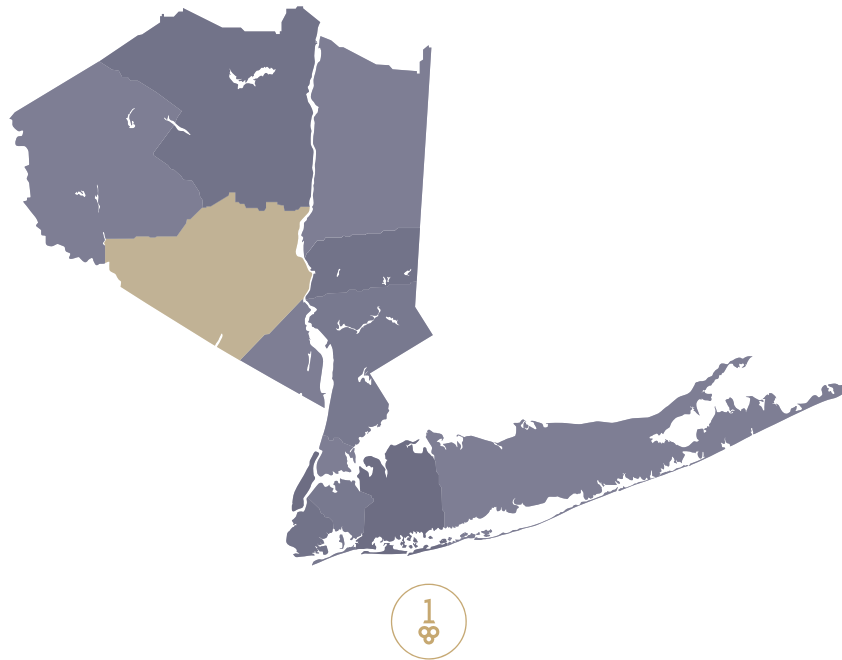
One Key[®] Orange County Market Update

The One Source Real Estate Marketplace

August 2022

Orange County reported a closed median sale price of \$396,750, an increase of 7.50% in August 2022 as compared to the reported figure in August 2021 of \$369,000. There were 404 closed residential sales and 469 pending sales in August 2022, following 394 closed and 430 pending sales in July 2022.

The OneKey MLS Regional Area reported a closed median sale price of \$621,500 in August 2022, representing a 5.90% increase as compared to the reported \$587,000 in August 2021. Across the regional coverage area, there were 6,281 closed residential sales reported in August 2022, 13.50% fewer than the closed transactions reported the prior year.



Closed Median Home Price	2
Closed Transactions	3
Pending Transactions	4

*Note that Condo Sales reflected in the bar graphs include listings with HOA fees.

One of the fastest growing places in the NY Metro area, **Orange** offers convenient, commuter-friendly rail service and boasts some of NY's biggest landmarks, including West Point, Storm King Arts Center and the Appalachian Trail. Drift down the Delaware, dine at riverside bistros and enjoy award-winning wineries in the nation's first wine-producing region.

Sold Property Median Price for:

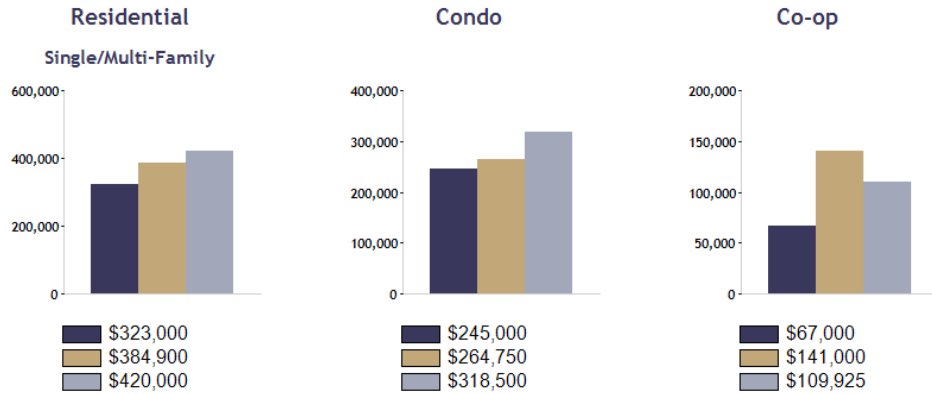
Location: Orange (County)

Date Range



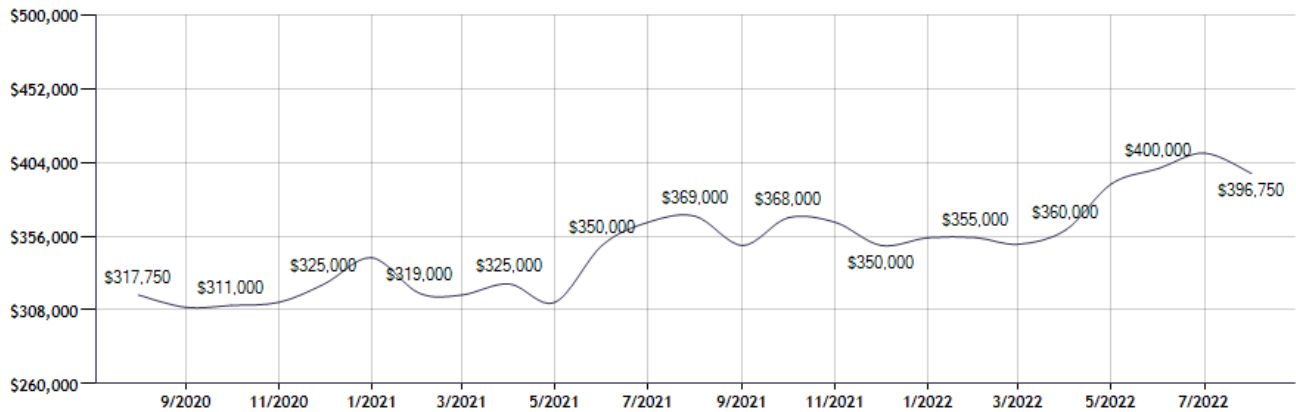
Current Available Inventory - 1,123
 Current Median List Price - \$435,000

Residential, Condo, Co-op Properties



Month	Current Year	Prior Year	% Change
Aug-2022	\$396,750	\$369,000	7.5
Jul-2022	\$410,000	\$365,000	12.3
Jun-2022	\$400,000	\$350,000	14.3
May-2022	\$390,000	\$313,000	24.6
Apr-2022	\$360,000	\$325,000	10.8
Mar-2022	\$350,750	\$317,750	10.4
Feb-2022	\$355,000	\$319,000	11.3
Jan-2022	\$355,000	\$342,000	3.8
Dec-2021	\$350,000	\$325,000	7.7
Nov-2021	\$365,000	\$313,000	16.6
Oct-2021	\$368,000	\$311,000	18.3
Sep-2021	\$350,000	\$309,750	13.0

Sold Property Median Price for: Location: Orange (County) (Last 24 Months - Residential, Condo, Co-op Properties)



Note: Information displayed in the data table is compiled by OneKey® MLS and represents a combined total of Residential, Condo, Co-op Properties sales for the selected time frame. Only available data will be displayed. Please note that small data samples will skew the % of change year to year. This information is intended for marketing purposes only. To access more detailed market reports visit <https://www.onekeymls.com/market-statistics>

Sold Property Counts for:

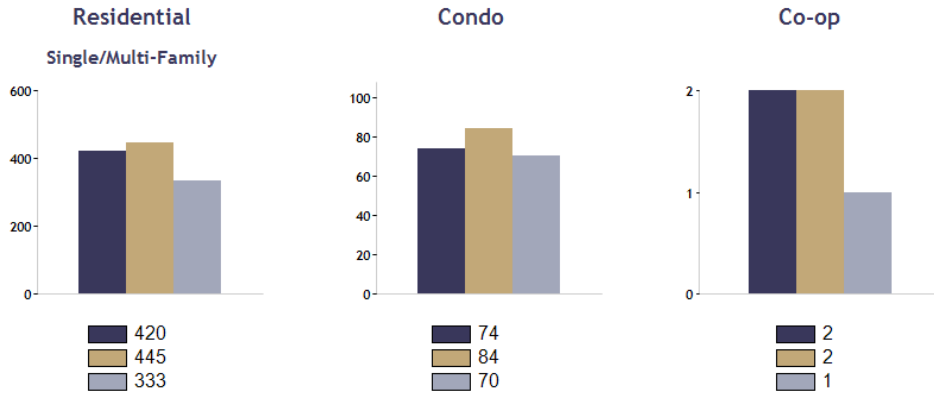
Location: Orange (County)

Date Range



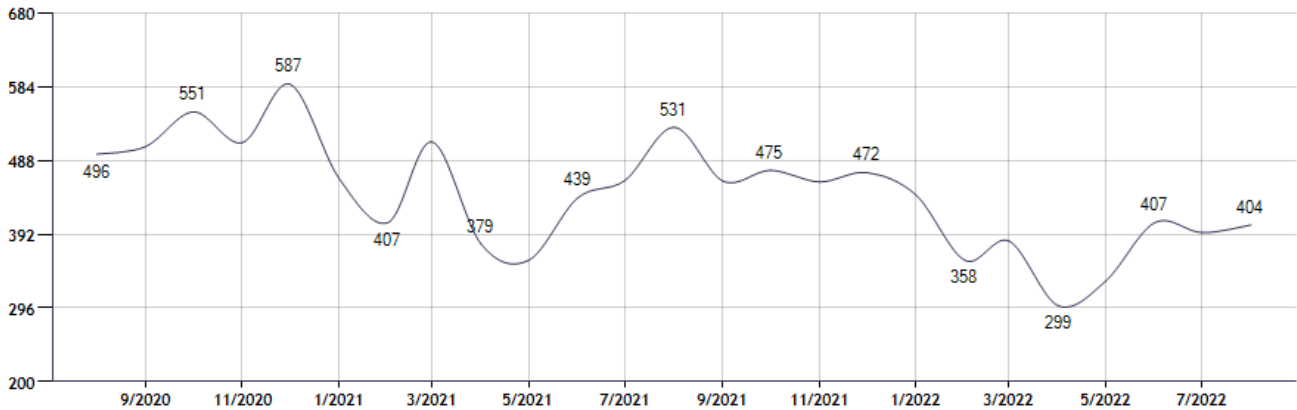
Current Available Inventory - 1,123
 Current Median List Price - \$435,000

Residential, Condo, Co-op Properties



Month	Current Year	Prior Year	% Change
Aug-2022	404	531	-23.9
Jul-2022	394	462	-14.7
Jun-2022	407	439	-7.3
May-2022	331	358	-7.5
Apr-2022	299	379	-21.1
Mar-2022	383	512	-25.2
Feb-2022	358	407	-12.0
Jan-2022	443	465	-4.7
Dec-2021	472	587	-19.6
Nov-2021	460	511	-10.0
Oct-2021	475	551	-13.8
Sep-2021	461	506	-8.9

Sold Property Counts for: Location: Orange (County) (Last 24 Months - Residential, Condo, Co-op Properties)



Note: Information displayed in the data table is compiled by OneKey® MLS and represents a combined total of Residential, Condo, Co-op Properties sales for the selected time frame. Only available data will be displayed. Please note that small data samples will skew the % of change year to year. This information is intended for marketing purposes only. To access more detailed market reports visit <https://www.onekeymls.com/market-statistics>

Pending Sales Counts for:

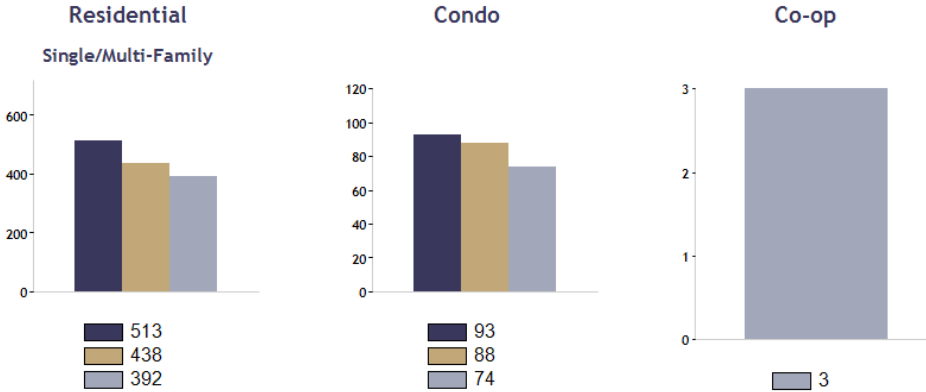
Location: Orange (County)

Date Range



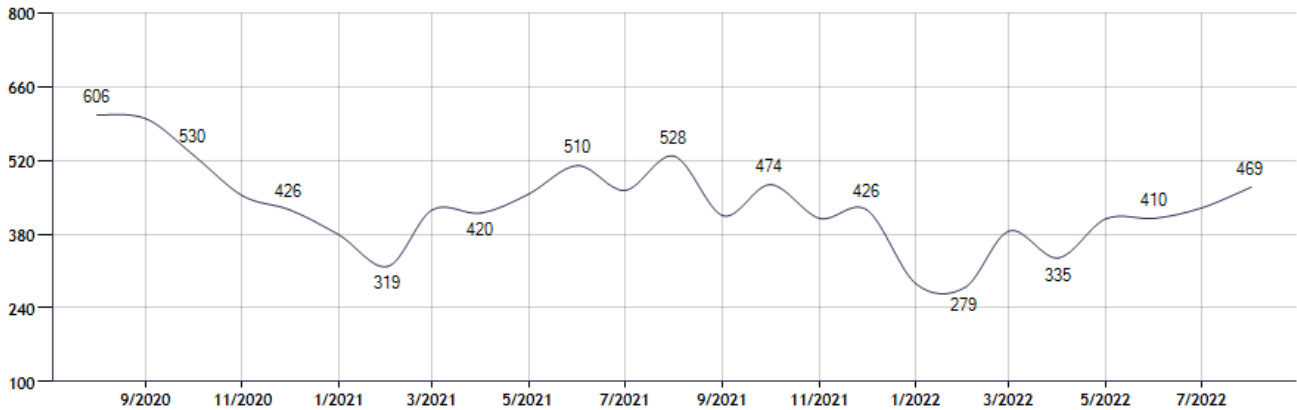
Current Available Inventory - 1,123
Current Median List Price - \$435,000

Residential, Condo, Co-op Properties



Month	Current Year	Prior Year	% Change
Aug-2022	469	528	-11.2
Jul-2022	430	463	-7.1
Jun-2022	410	510	-19.6
May-2022	409	456	-10.3
Apr-2022	335	420	-20.2
Mar-2022	386	426	-9.4
Feb-2022	279	319	-12.5
Jan-2022	286	379	-24.5
Dec-2021	426	426	0.0
Nov-2021	410	453	-9.5
Oct-2021	474	530	-10.6
Sep-2021	415	599	-30.7

Pending Sales Counts for: Location: Orange (County) (Last 24 Months - Residential, Condo, Co-op Properties)



Note: Information displayed in the data table is compiled by OneKey® MLS and represents a combined total of Residential, Condo, Co-op Properties sales for the selected time frame. Only available data will be displayed. Please note that small data samples will skew the % of change year to year. This information is intended for marketing purposes only. To access more detailed market reports visit <https://www.onekeymls.com/market-statistics>