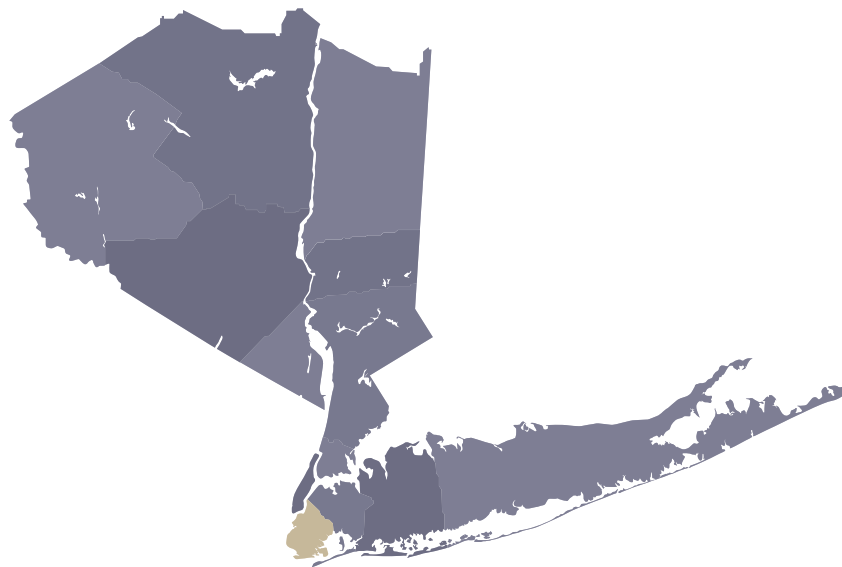


August 2022

Brooklyn reported a residential closed median sales price of \$893,500 in August 2022, which is a 3.90% decrease from \$930,000, reported the prior year in August 2021. There were 202 closed residential sales transactions and 220 pending transactions reported in August 2022, following 185 closed and 206 pending transactions reported a month prior in July 2022.



Closed Median Sale Price	2
Pending Median Sale Price	3
Closed Transactions	4
Pending Transactions	5

*Note that Condo Sales reflected in the bar graphs include listings with HOA fees.

Brooklyn offers a wealth of cultural museums, world-class restaurants, a thriving theater and bar scene, and first-rate housing opportunities. From high-rise apartments to townhomes, co-ops, and condos, Brooklyn has something to suit every budget. Its rich cultural heritage is popular among young professionals looking for an easy commute to Manhattan.

Sold Property Median Price for:

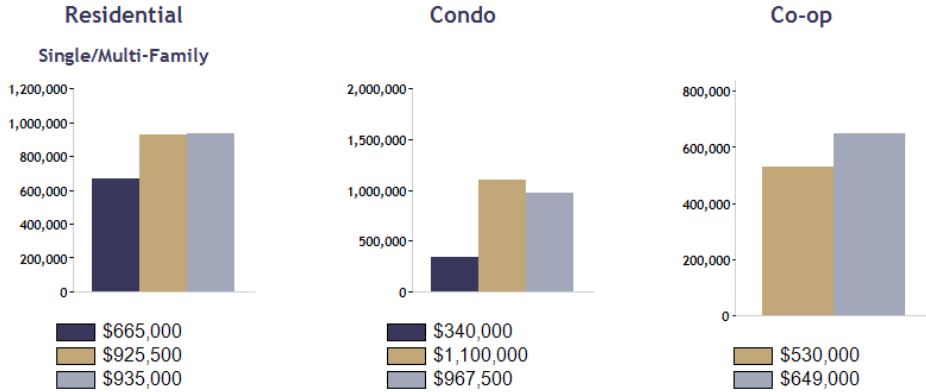
Location: Kings/Brooklyn (County)

Date Range

Aug 2020	Aug 2021	Aug 2022
----------	----------	----------

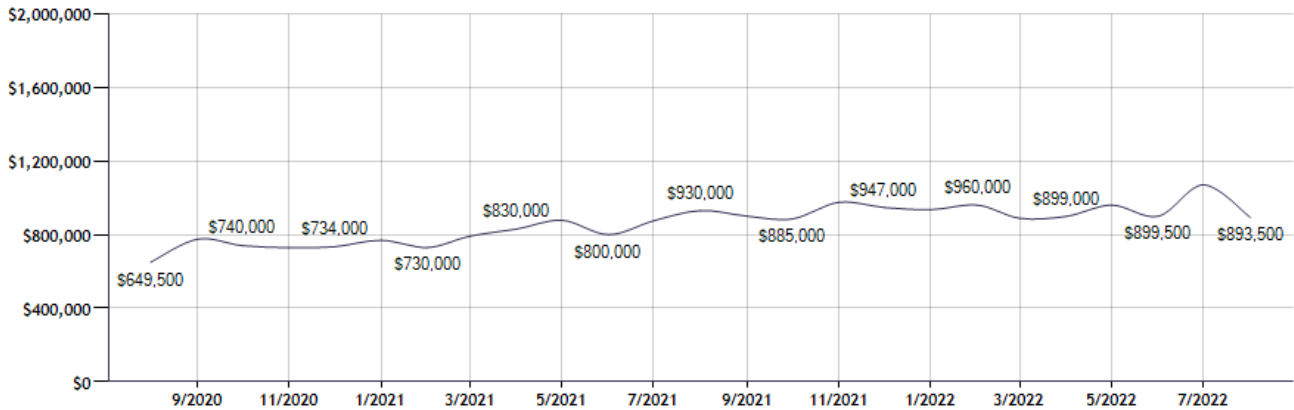
Current Available Inventory - 1,074
 Current Median List Price - \$977,000

Residential, Condo, Co-op Properties



Month	Current Year	Prior Year	% Change
Aug-2022	\$893,500	\$930,000	-3.9
Jul-2022	\$1,070,000	\$875,000	22.3
Jun-2022	\$899,500	\$800,000	12.4
May-2022	\$960,000	\$877,500	9.4
Apr-2022	\$899,000	\$830,000	8.3
Mar-2022	\$888,500	\$791,500	12.3
Feb-2022	\$960,000	\$730,000	31.5
Jan-2022	\$935,000	\$769,000	21.6
Dec-2021	\$947,000	\$734,000	29.0
Nov-2021	\$975,000	\$729,000	33.7
Oct-2021	\$885,000	\$740,000	19.6
Sep-2021	\$900,000	\$775,000	16.1

Sold Property Median Price for: Location: Kings/Brooklyn (County) (Last 24 Months - Residential, Condo, Co-op Properties)



Note: Information displayed in the data table is compiled by OneKey® MLS and represents a combined total of Residential, Condo, Co-op Properties sales for the selected time frame. Only available data will be displayed. Please note that small data samples will skew the % of change year to year. This information is intended for marketing purposes only. To access more detailed market reports visit <https://www.onekeymls.com/market-statistics>

Pending Sales Median Price for:

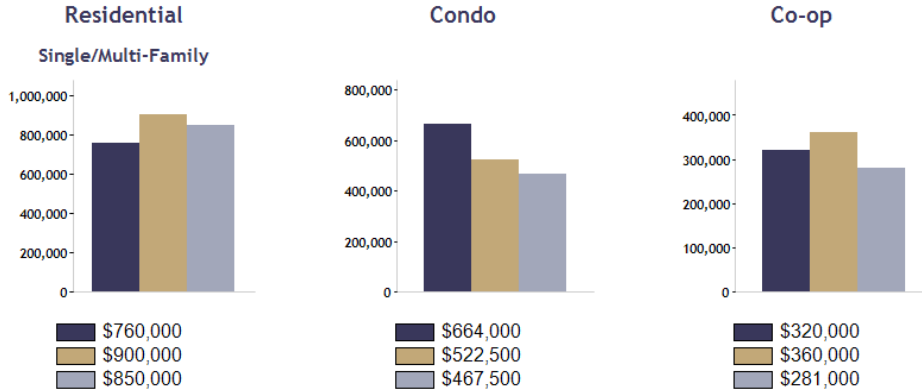
Location: Kings/Brooklyn (County)

Date Range

Aug 2020	Aug 2021	Aug 2022
----------	----------	----------

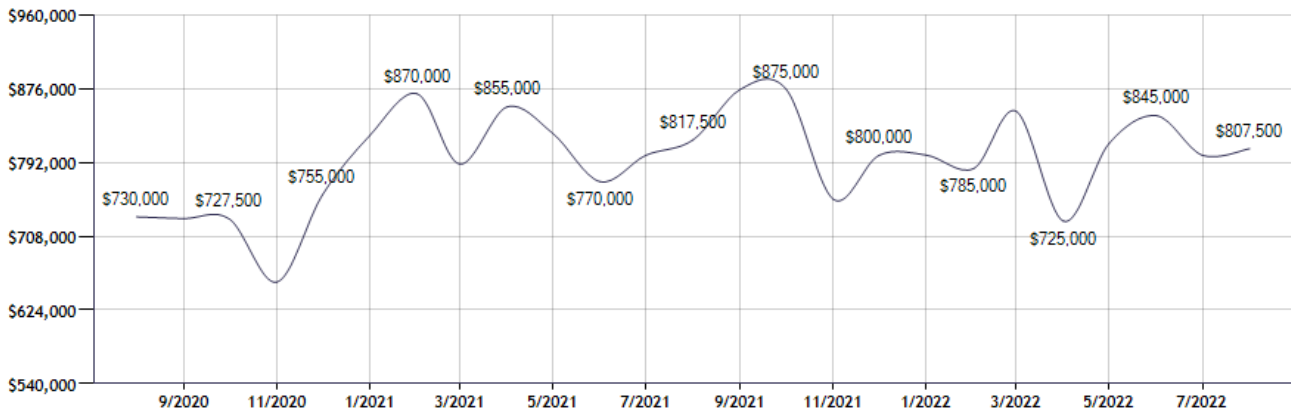
Current Available Inventory - 1,074
 Current Median List Price - \$977,000

Residential, Condo, Co-op Properties



Month	Current Year	Prior Year	% Change
Aug-2022	\$807,500	\$817,500	-1.2
Jul-2022	\$800,000	\$800,000	0.0
Jun-2022	\$845,000	\$770,000	9.7
May-2022	\$814,000	\$825,000	-1.3
Apr-2022	\$725,000	\$855,000	-15.2
Mar-2022	\$850,000	\$790,000	7.6
Feb-2022	\$785,000	\$870,000	-9.8
Jan-2022	\$800,000	\$822,500	-2.7
Dec-2021	\$800,000	\$755,000	6.0
Nov-2021	\$750,000	\$655,786	14.4
Oct-2021	\$875,000	\$727,500	20.3
Sep-2021	\$875,000	\$728,000	20.2

Pending Sales Median Price for: Location: Kings/Brooklyn (County) (Last 24 Months - Residential, Condo, Co-op Properties)



Note: Information displayed in the data table is compiled by OneKey® MLS and represents a combined total of Residential, Condo, Co-op Properties sales for the selected time frame. Only available data will be displayed. Please note that small data samples will skew the % of change year to year. This information is intended for marketing purposes only. To access more detailed market reports visit <https://www.onekeymls.com/market-statistics>

Sold Property Counts for:

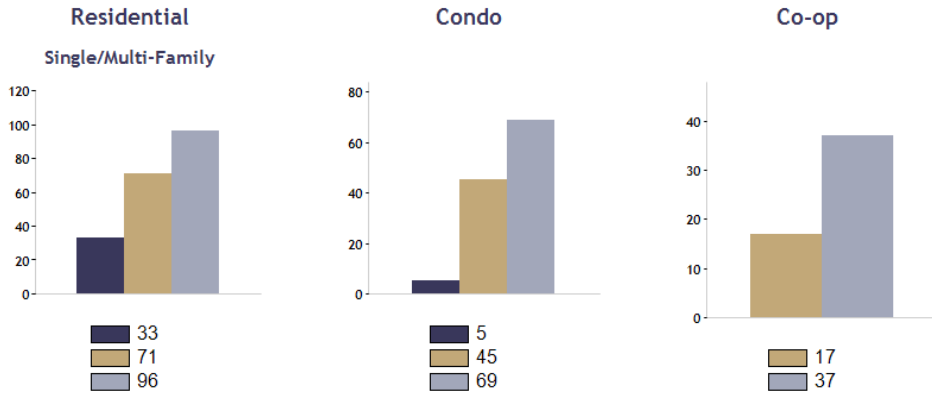
Location: Kings/Brooklyn (County)

Date Range

Aug 2020	Aug 2021	Aug 2022
----------	----------	----------

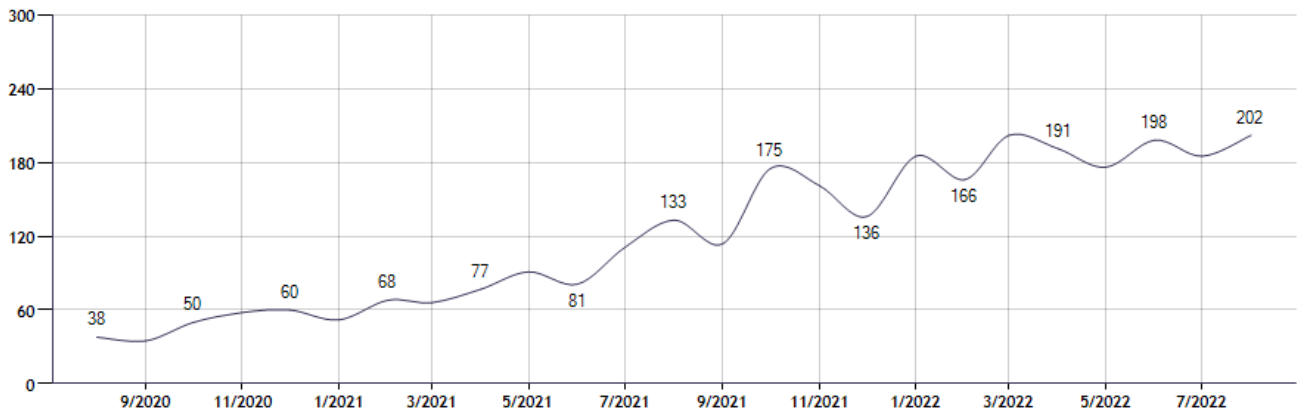
Current Available Inventory - 1,102
 Current Median List Price - \$995,000

Residential, Condo, Co-op Properties



Month	Current Year	Prior Year	% Change
Aug-2022	202	133	51.9
Jul-2022	185	111	66.7
Jun-2022	198	81	144.4
May-2022	176	91	93.4
Apr-2022	191	77	148.1
Mar-2022	202	66	206.1
Feb-2022	166	68	144.1
Jan-2022	185	52	255.8
Dec-2021	136	60	126.7
Nov-2021	161	58	177.6
Oct-2021	175	50	250.0
Sep-2021	114	35	225.7

Sold Property Counts for: Location: Kings/Brooklyn (County) (Last 24 Months - Residential, Condo, Co-op Properties)



Note: Information displayed in the data table is compiled by OneKey® MLS and represents a combined total of Residential, Condo, Co-op Properties sales for the selected time frame. Only available data will be displayed. Please note that small data samples will skew the % of change year to year. This information is intended for marketing purposes only. To access more detailed market reports visit <https://www.onekeymls.com/market-statistics>

Pending Sales Counts for:

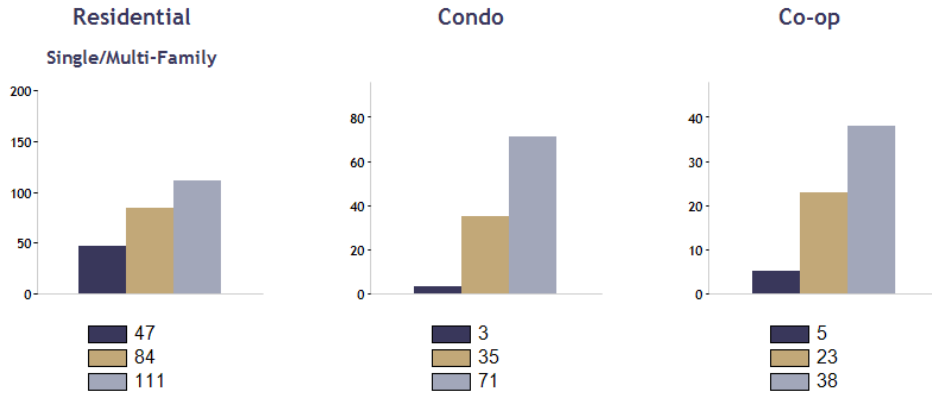
Location: Kings/Brooklyn (County)

Date Range

Aug 2020	Aug 2021	Aug 2022
----------	----------	----------

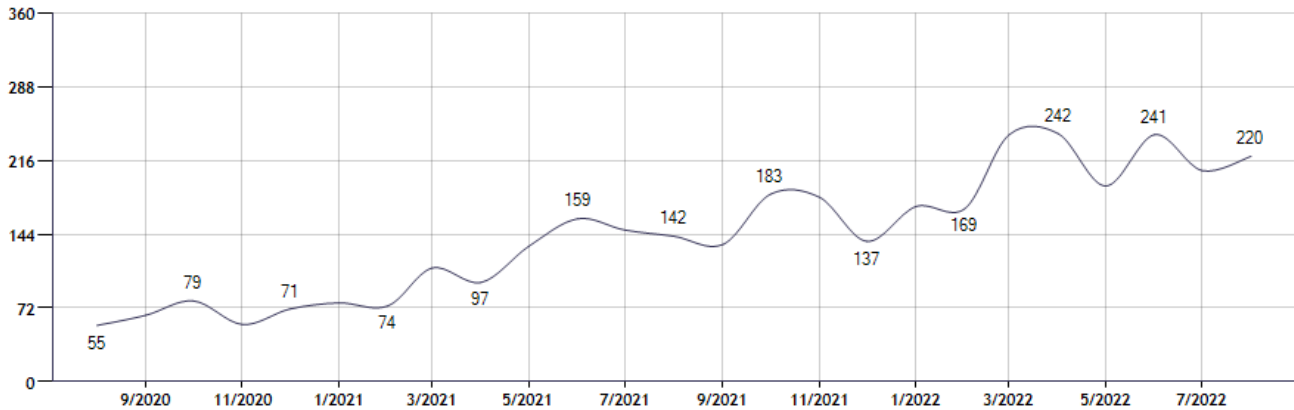
Current Available Inventory - 1,074
 Current Median List Price - \$977,000

Residential, Condo, Co-op Properties



Month	Current Year	Prior Year	% Change
Aug-2022	220	142	54.9
Jul-2022	206	148	39.2
Jun-2022	241	159	51.6
May-2022	191	132	44.7
Apr-2022	242	97	149.5
Mar-2022	241	111	117.1
Feb-2022	169	74	128.4
Jan-2022	171	77	122.1
Dec-2021	137	71	93.0
Nov-2021	180	56	221.4
Oct-2021	183	79	131.6
Sep-2021	134	65	106.2

Pending Sales Counts for: Location: Kings/Brooklyn (County) (Last 24 Months - Residential, Condo, Co-op Properties)



Note: Information displayed in the data table is compiled by OneKey® MLS and represents a combined total of Residential, Condo, Co-op Properties sales for the selected time frame. Only available data will be displayed. Please note that small data samples will skew the % of change year to year. This information is intended for marketing purposes only. To access more detailed market reports visit <https://www.onekeymls.com/market-statistics>