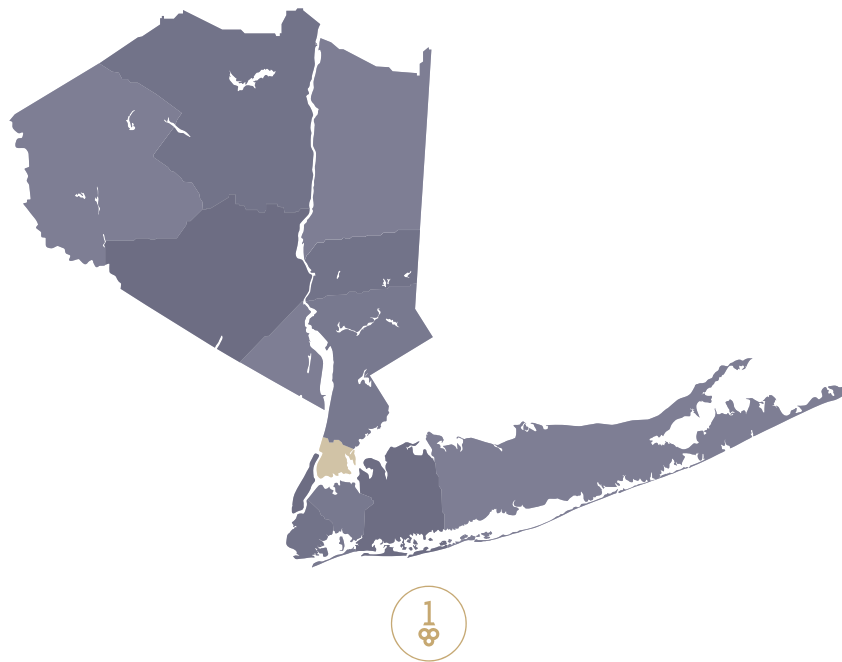


August 2022

The Bronx reported a closed median sale price in August 2022 of \$615,000, an increase of 11.80% from the reported median sale price a year prior of \$550,000. There were 242 closed residential sales transactions and 244 pending transactions in August 2022, following 230 closed and 225 pending transactions in July 2022.

The OneKey MLS Regional Area reported a closed median sale price of \$621,500 in August 2022, representing a 5.90% increase as compared to the reported \$587,000 in August 2021. Across the regional coverage area, there were 6,281 closed residential sales reported in August 2022, 13.50% fewer than the closed transactions reported the prior year.



| | | |
|---------------------------------|-------|----------|
| Closed Median Home Price | | 2 |
| Closed Transactions | | 3 |
| Pending Transactions | | 4 |

*Note that Condo Sales reflected in the bar graphs include listings with HOA fees.

The Bronx has seen numerous revitalization efforts during the past few decades, making it an up-and-coming borough with a richly diverse culture. Home to famous landmarks such as New York Botanical Garden, Yankee Stadium, Orchard Beach, and the Bronx Zoo, and a thriving music and art scene, families are proud to live here and enjoy all the area has to offer.

Sold Property Median Price for:

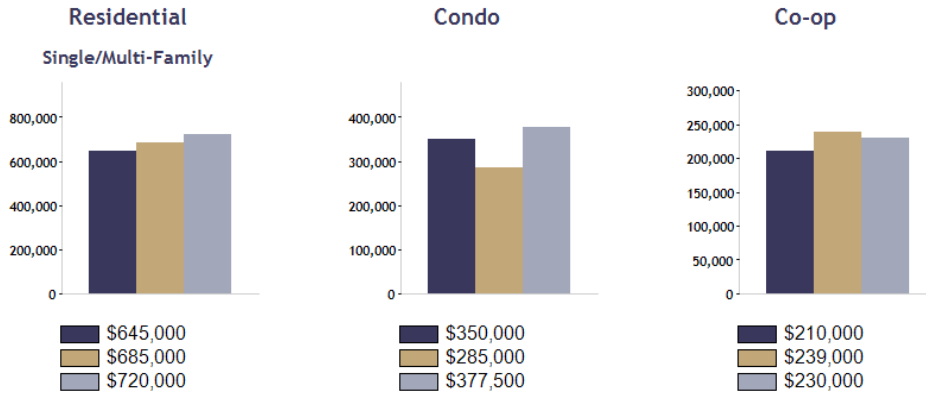
Location: Bronx (County)

Date Range



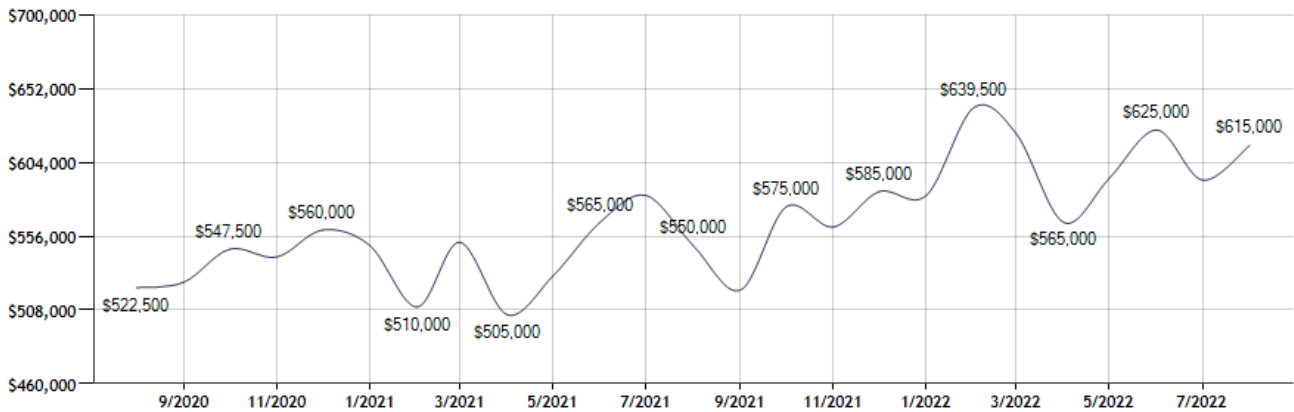
Current Available Inventory - 1,465
Current Median List Price - \$599,000

Residential, Condo, Co-op Properties



| Month | Current Year | Prior Year | % Change |
|----------|--------------|------------|----------|
| Aug-2022 | \$615,000 | \$550,000 | 11.8 |
| Jul-2022 | \$592,500 | \$582,500 | 1.7 |
| Jun-2022 | \$625,000 | \$565,000 | 10.6 |
| May-2022 | \$593,750 | \$530,000 | 12.0 |
| Apr-2022 | \$565,000 | \$505,000 | 11.9 |
| Mar-2022 | \$622,500 | \$552,000 | 12.8 |
| Feb-2022 | \$639,500 | \$510,000 | 25.4 |
| Jan-2022 | \$582,500 | \$550,000 | 5.9 |
| Dec-2021 | \$585,000 | \$560,000 | 4.5 |
| Nov-2021 | \$562,000 | \$542,500 | 3.6 |
| Oct-2021 | \$575,000 | \$547,500 | 5.0 |
| Sep-2021 | \$521,000 | \$526,000 | -1.0 |

Sold Property Median Price for: Location: Bronx (County) (Last 24 Months - Residential, Condo, Co-op Properties)



Note: Information displayed in the data table is compiled by OneKey® MLS and represents a combined total of Residential, Condo, Co-op Properties sales for the selected time frame. Only available data will be displayed. Please note that small data samples will skew the % of change year to year. This information is intended for marketing purposes only. To access more detailed market reports visit <https://www.onekeymls.com/market-statistics>

Sold Property Counts for:

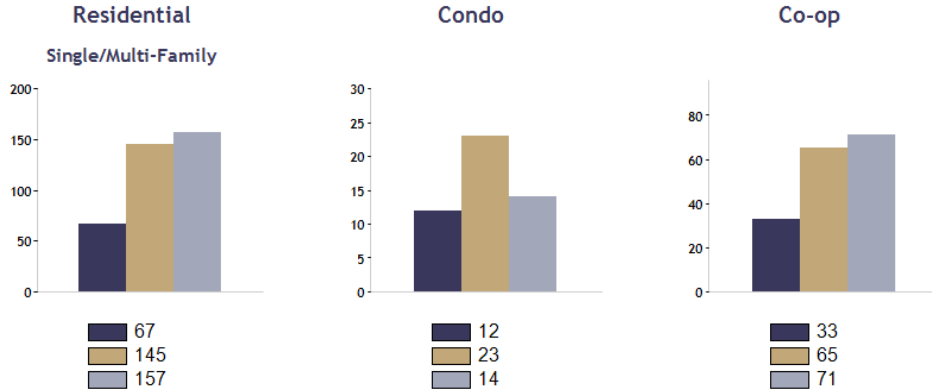
Location: Bronx (County)

Date Range



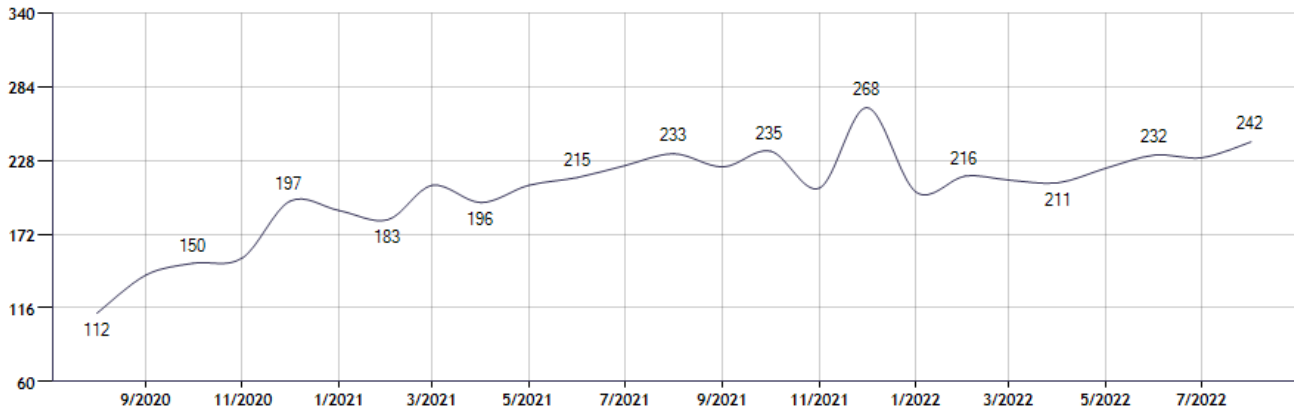
Current Available Inventory - 1,465
Current Median List Price - \$599,000

Residential, Condo, Co-op Properties



| Month | Current Year | Prior Year | % Change |
|----------|--------------|------------|----------|
| Aug-2022 | 242 | 233 | 3.9 |
| Jul-2022 | 230 | 224 | 2.7 |
| Jun-2022 | 232 | 215 | 7.9 |
| May-2022 | 222 | 209 | 6.2 |
| Apr-2022 | 211 | 196 | 7.7 |
| Mar-2022 | 213 | 209 | 1.9 |
| Feb-2022 | 216 | 183 | 18.0 |
| Jan-2022 | 204 | 190 | 7.4 |
| Dec-2021 | 268 | 197 | 36.0 |
| Nov-2021 | 207 | 154 | 34.4 |
| Oct-2021 | 235 | 150 | 56.7 |
| Sep-2021 | 223 | 141 | 58.2 |

Sold Property Counts for: Location: Bronx (County) (Last 24 Months - Residential, Condo, Co-op Properties)



Note: Information displayed in the data table is compiled by OneKey® MLS and represents a combined total of Residential, Condo, Co-op Properties sales for the selected time frame. Only available data will be displayed. Please note that small data samples will skew the % of change year to year. This information is intended for marketing purposes only. To access more detailed market reports visit <https://www.onekeymls.com/market-statistics>

Pending Sales Counts for:

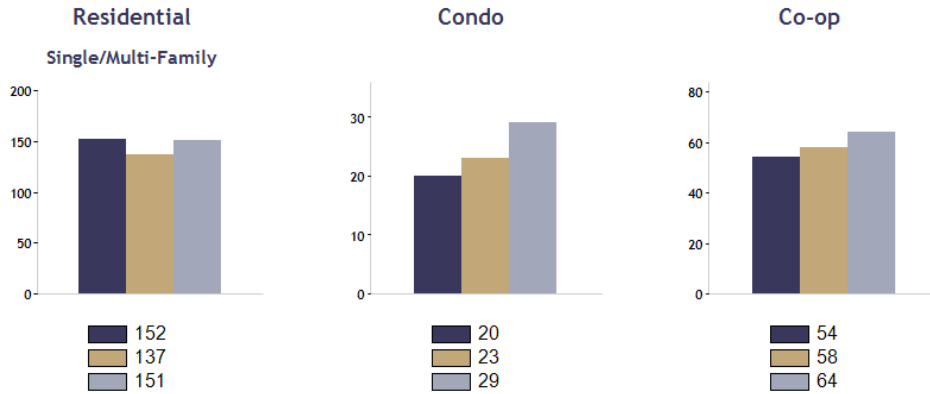
Location: Bronx (County)

Date Range



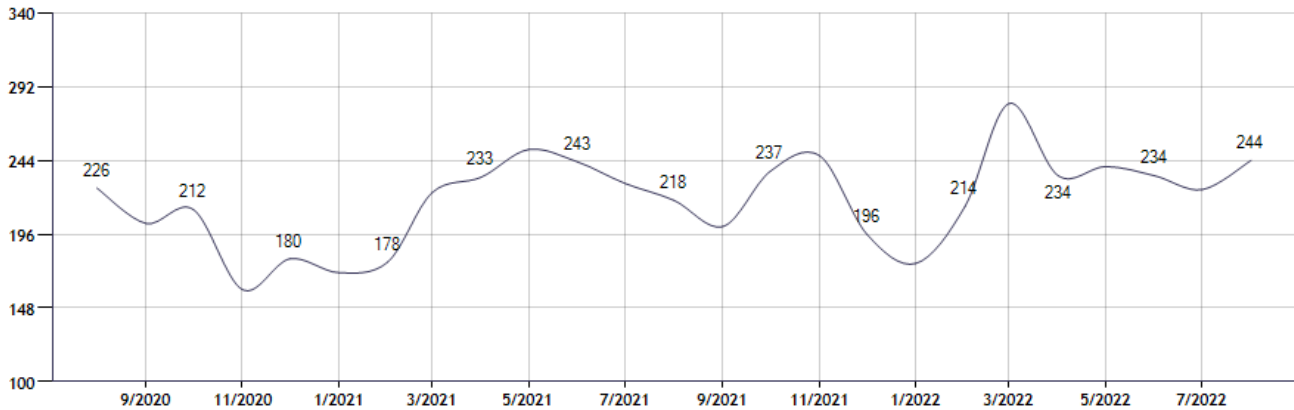
Current Available Inventory - 1,465
 Current Median List Price - \$599,000

Residential, Condo, Co-op Properties



| Month | Current Year | Prior Year | % Change |
|----------|--------------|------------|----------|
| Aug-2022 | 244 | 218 | 11.9 |
| Jul-2022 | 225 | 229 | -1.7 |
| Jun-2022 | 234 | 243 | -3.7 |
| May-2022 | 240 | 251 | -4.4 |
| Apr-2022 | 234 | 233 | 0.4 |
| Mar-2022 | 281 | 223 | 26.0 |
| Feb-2022 | 214 | 178 | 20.2 |
| Jan-2022 | 177 | 171 | 3.5 |
| Dec-2021 | 196 | 180 | 8.9 |
| Nov-2021 | 247 | 160 | 54.4 |
| Oct-2021 | 237 | 212 | 11.8 |
| Sep-2021 | 201 | 203 | -1.0 |

Pending Sales Counts for: Location: Bronx (County) (Last 24 Months - Residential, Condo, Co-op Properties)



Note: Information displayed in the data table is compiled by OneKey® MLS and represents a combined total of Residential, Condo, Co-op Properties sales for the selected time frame. Only available data will be displayed. Please note that small data samples will skew the % of change year to year. This information is intended for marketing purposes only. To access more detailed market reports visit <https://www.onekeymls.com/market-statistics>