

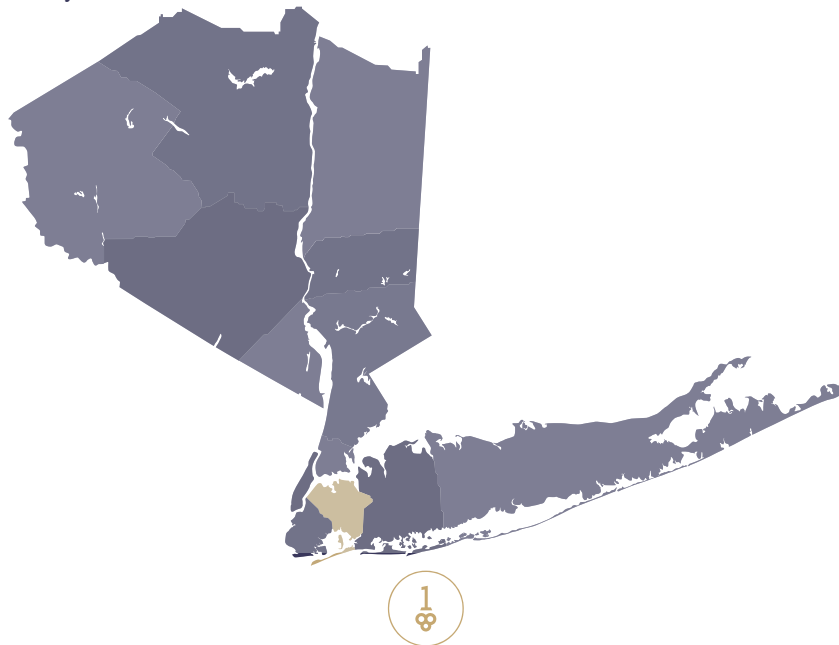
One Key[®] Queens County MLS Market Update

The One Source Real Estate Marketplace

July 2022

Queens County reported a residential closed median sales price of \$671,000 in July 2022, which represents a 3.50% increase from the reported figure of \$648,000 reported the prior year in July 2021. There were 945 closed sales transactions and 854 pending transactions reported in July 2022, following 1,050 closed and 1,007 pending transactions reported in June 2022.

The OneKey MLS Regional Area reported a closed median sale price of \$620,000 in July 2022, representing a 6.90% increase as compared to the reported \$580,000 in July 2021. Across the regional coverage area, there were 5,641 closed residential sales reported in July 2022, which is 9.00% fewer closed transactions than the 6,202 reported the month prior.



Closed Median Sale Price	2
Pending Median Sale Price	3
Closed Transactions	4
Pending Transactions	5

*Note that Condo Sales reflected in the bar graphs include listings with HOA fees.

Queens is NYC's largest and most diverse borough with equally diverse housing options, including high-rise apartments, single-family homes, and brownstones. Lively and engaging, it is renowned for its art scene, the NY Hall of Science, and the many family-owned restaurants serving authentic cuisine using ingredients from the area's many specialty markets.

Sold Property Median Price for:

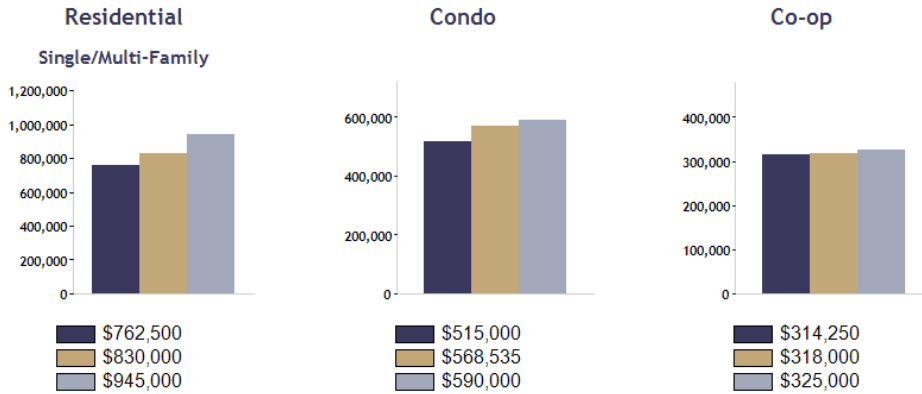
Location: Queens (County)

Date Range

Jul 2020	Jul 2021	Jul 2022
----------	----------	----------

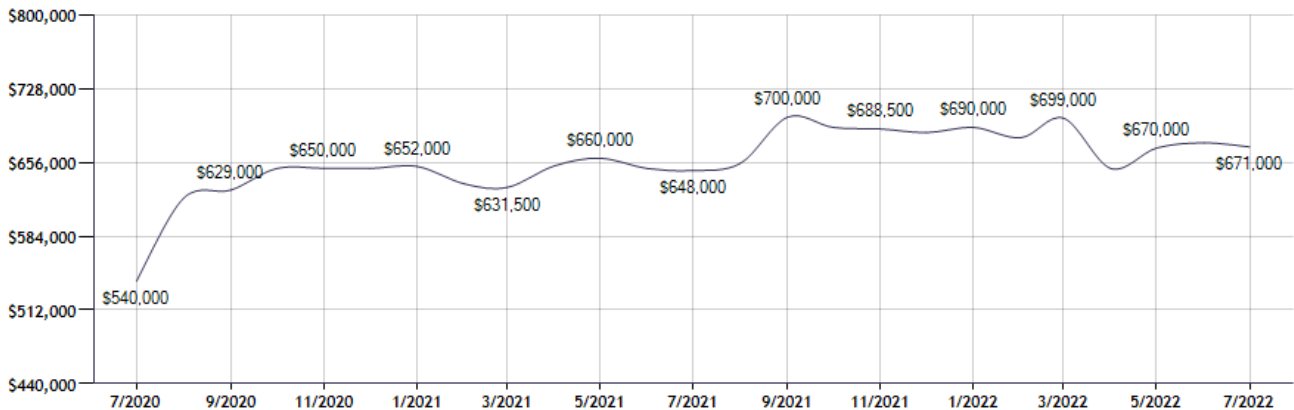
Current Available Inventory - 5,472
 Current Median List Price - \$688,000

Residential, Condo, Co-op Properties



Month	Current Year	Prior Year	% Change
Jul-2022	\$671,000	\$648,000	3.5
Jun-2022	\$675,000	\$650,000	3.8
May-2022	\$670,000	\$660,000	1.5
Apr-2022	\$650,000	\$652,500	-0.4
Mar-2022	\$699,000	\$631,500	10.7
Feb-2022	\$680,000	\$635,000	7.1
Jan-2022	\$690,000	\$652,000	5.8
Dec-2021	\$685,000	\$650,000	5.4
Nov-2021	\$688,500	\$650,000	5.9
Oct-2021	\$690,000	\$650,000	6.2
Sep-2021	\$700,000	\$629,000	11.3
Aug-2021	\$655,000	\$621,063	5.5

Sold Property Median Price for: Location: Queens (County) (Last 24 Months - Residential, Condo, Co-op Properties)



Note: Information displayed in the data table is compiled by OneKey® MLS and represents a combined total of Residential, Condo, Co-op Properties sales for the selected time frame. Only available data will be displayed. Please note that small data samples will skew the % of change year to year. This information is intended for marketing purposes only. To access more detailed market reports visit <https://www.onekeymls.com/market-statistics>

Pending Sales Median Price for:

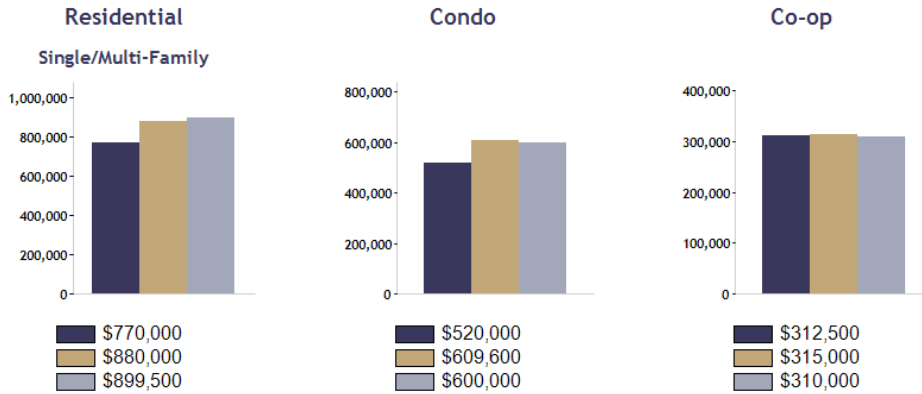
Location: Queens (County)

Date Range

Jul 2020	Jul 2021	Jul 2022
----------	----------	----------

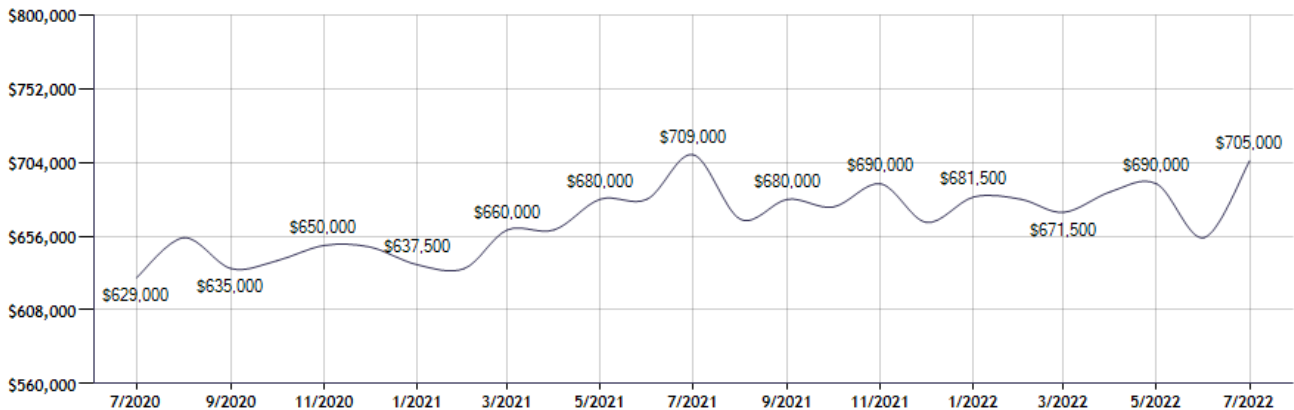
Current Available Inventory - 5,472
 Current Median List Price - \$688,000

Residential, Condo, Co-op Properties



Month	Current Year	Prior Year	% Change
Jul-2022	\$705,000	\$709,000	-0.6
Jun-2022	\$655,000	\$680,000	-3.7
May-2022	\$690,000	\$680,000	1.5
Apr-2022	\$685,000	\$660,000	3.8
Mar-2022	\$671,500	\$660,000	1.7
Feb-2022	\$680,000	\$635,000	7.1
Jan-2022	\$681,500	\$637,500	6.9
Dec-2021	\$665,000	\$649,000	2.5
Nov-2021	\$690,000	\$650,000	6.2
Oct-2021	\$675,000	\$640,000	5.5
Sep-2021	\$680,000	\$635,000	7.1
Aug-2021	\$667,000	\$655,000	1.8

Pending Sales Median Price for: Location: Queens (County) (Last 24 Months - Residential, Condo, Co-op Properties)



Note: Information displayed in the data table is compiled by OneKey® MLS and represents a combined total of Residential, Condo, Co-op Properties sales for the selected time frame. Only available data will be displayed. Please note that small data samples will skew the % of change year to year. This information is intended for marketing purposes only. To access more detailed market reports visit <https://www.onekeymls.com/market-statistics>

Sold Property Counts for:

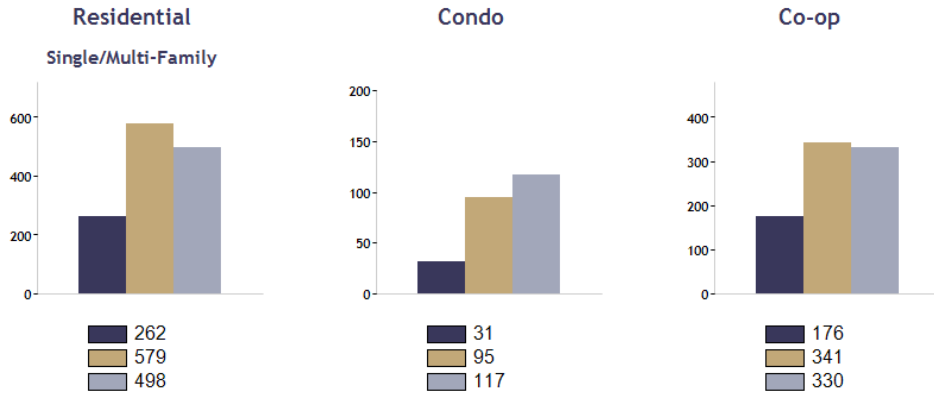
Location: Queens (County)

Date Range



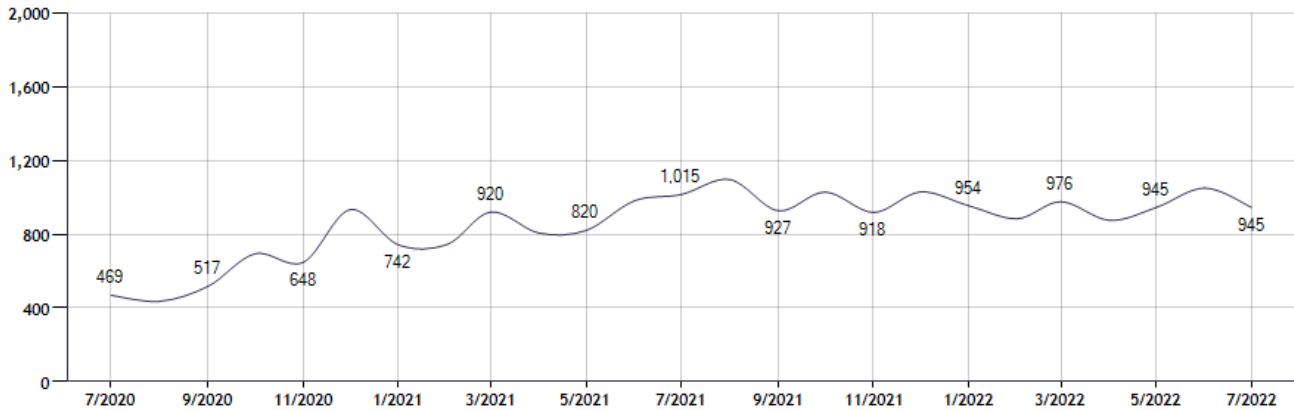
Current Available Inventory - 5,472
 Current Median List Price - \$688,000

Residential, Condo, Co-op Properties



Month	Current Year	Prior Year	% Change
Jul-2022	945	1,015	-6.9
Jun-2022	1,050	981	7.0
May-2022	945	820	15.2
Apr-2022	875	806	8.6
Mar-2022	976	920	6.1
Feb-2022	884	744	18.8
Jan-2022	954	742	28.6
Dec-2021	1,029	933	10.3
Nov-2021	918	648	41.7
Oct-2021	1,028	694	48.1
Sep-2021	927	517	79.3
Aug-2021	1,096	436	151.4

Sold Property Counts for: Location: Queens (County) (Last 24 Months - Residential, Condo, Co-op Properties)



Note: Information displayed in the data table is compiled by OneKey® MLS and represents a combined total of Residential, Condo, Co-op Properties sales for the selected time frame. Only available data will be displayed. Please note that small data samples will skew the % of change year to year. This information is intended for marketing purposes only. To access more detailed market reports visit <https://www.onekeymls.com/market-statistics>

Pending Sales Counts for:

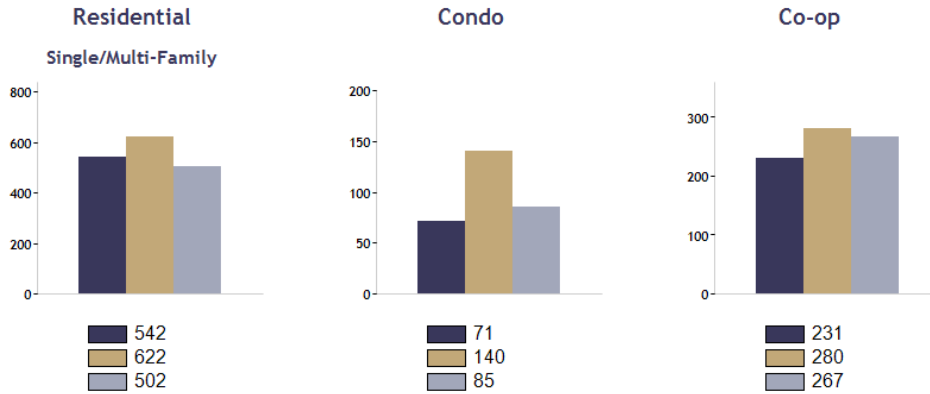
Location: Queens (County)

Date Range



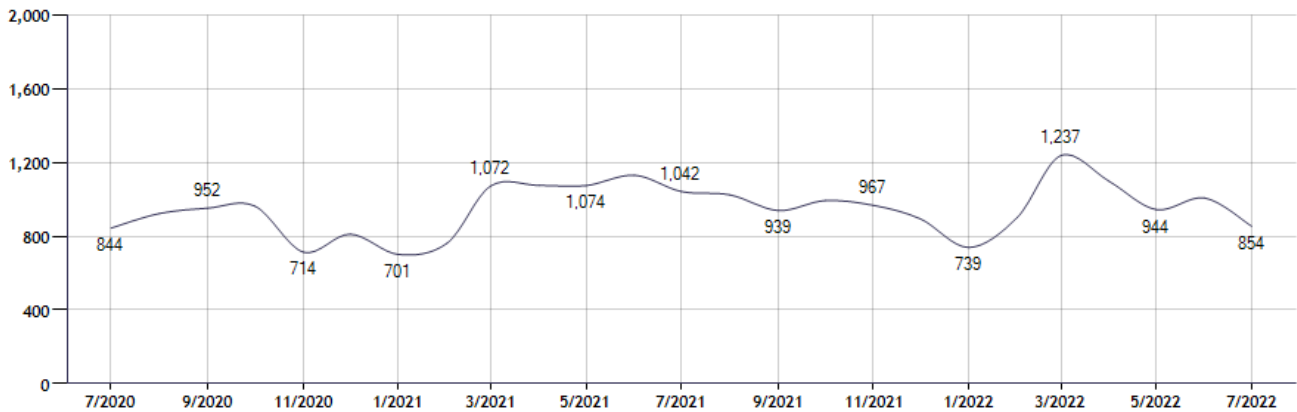
Current Available Inventory - 5,472
 Current Median List Price - \$688,000

Residential, Condo, Co-op Properties



Month	Current Year	Prior Year	% Change
Jul-2022	854	1,042	-18.0
Jun-2022	1,007	1,130	-10.9
May-2022	944	1,074	-12.1
Apr-2022	1,096	1,075	2.0
Mar-2022	1,237	1,072	15.4
Feb-2022	902	762	18.4
Jan-2022	739	701	5.4
Dec-2021	894	811	10.2
Nov-2021	967	714	35.4
Oct-2021	993	963	3.1
Sep-2021	939	952	-1.4
Aug-2021	1,024	923	10.9

Pending Sales Counts for: Location: Queens (County) (Last 24 Months - Residential, Condo, Co-op Properties)



Note: Information displayed in the data table is compiled by OneKey® MLS and represents a combined total of Residential, Condo, Co-op Properties sales for the selected time frame. Only available data will be displayed. Please note that small data samples will skew the % of change year to year. This information is intended for marketing purposes only. To access more detailed market reports visit <https://www.onekeymls.com/market-statistics>