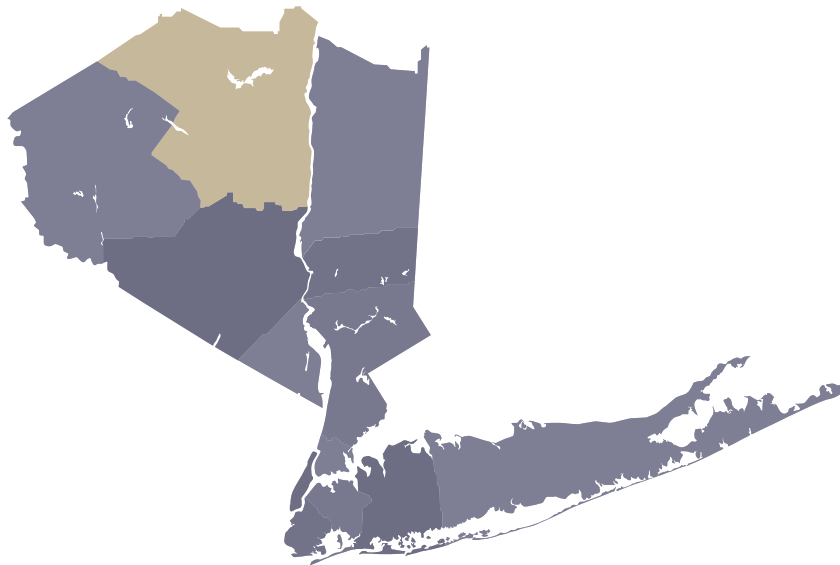


June 2022

Ulster County reported a residential closed median sales price of \$385,000 in June 2022, which is an increase of 16.70% from the reported figure of \$330,000 in June 2021. There were 83 closed residential sales transactions and 75 pending transactions reported in June 2022.



Closed Median Home Price	2
Closed Transactions	3
Pending Transactions	4

*Note that Condo Sales reflected in the bar graphs include listings with HOA fees.

Ulster, rich in wild woodlands and fertile farmland, is known for its thriving farms, wide-open spaces, charming shops and restaurants, and the opportunity to live free of NYC congestion. Those seeking a secluded spot find respite on remote properties, just beyond the Catskill Forest Preserve, and enjoy local farmers' markets, kayaking, and plentiful historic sites.

Sold Property Median Price for:

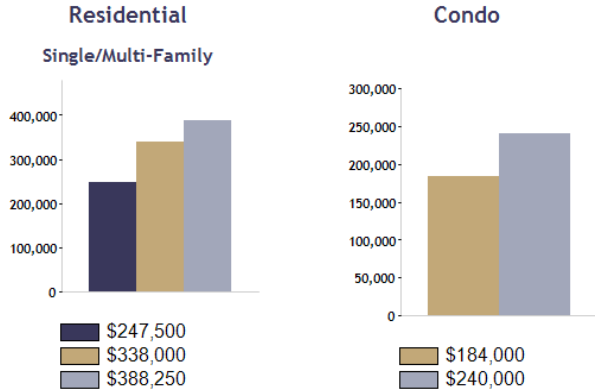
Location: Ulster (County)

Date Range



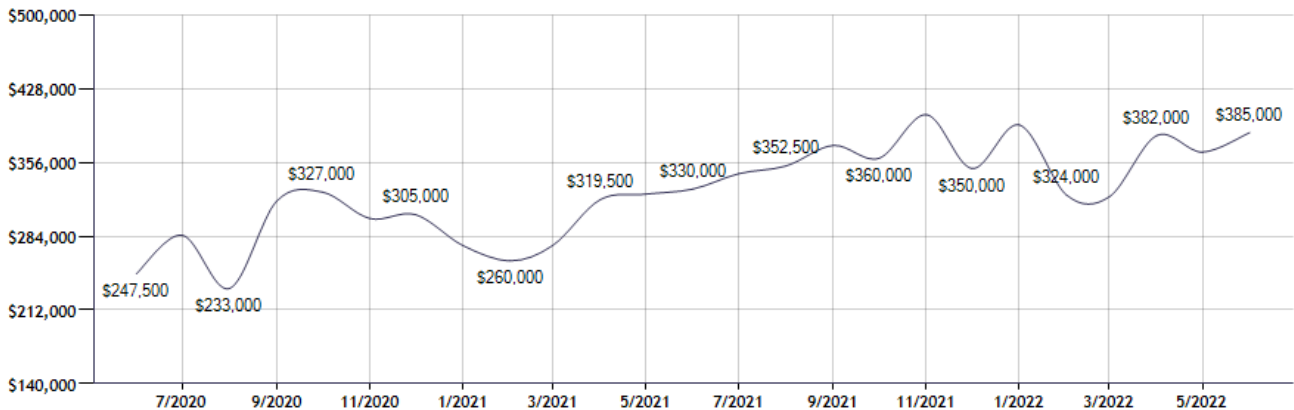
Current Available Inventory - 301
 Current Median List Price - \$469,000

Residential, Condo, Co-op Properties



Month	Current Year	Prior Year	% Change
Jun-2022	\$385,000	\$330,000	16.7
May-2022	\$366,000	\$325,000	12.6
Apr-2022	\$382,000	\$319,500	19.6
Mar-2022	\$322,500	\$275,000	17.3
Feb-2022	\$324,000	\$260,000	24.6
Jan-2022	\$392,500	\$275,000	42.7
Dec-2021	\$350,000	\$305,000	14.8
Nov-2021	\$402,500	\$301,250	33.6
Oct-2021	\$360,000	\$327,000	10.1
Sep-2021	\$372,500	\$318,250	17.0
Aug-2021	\$352,500	\$233,000	51.3
Jul-2021	\$344,950	\$285,000	21.0

Sold Property Median Price for: Location: Ulster (County) (Last 24 Months - Residential, Condo, Co-op Properties)



Note: Information displayed in the data table is compiled by OneKey® MLS and represents a combined total of Residential, Condo, Co-op Properties sales for the selected time frame. Only available data will be displayed. Please note that small data samples will skew the % of change year to year. This information is intended for marketing purposes only. To access more detailed market reports visit <https://www.onekeymls.com/market-statistics>

Sold Property Counts for:

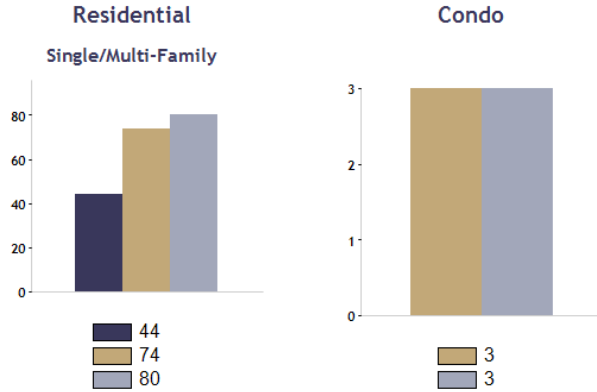
Location: Ulster (County)

Date Range



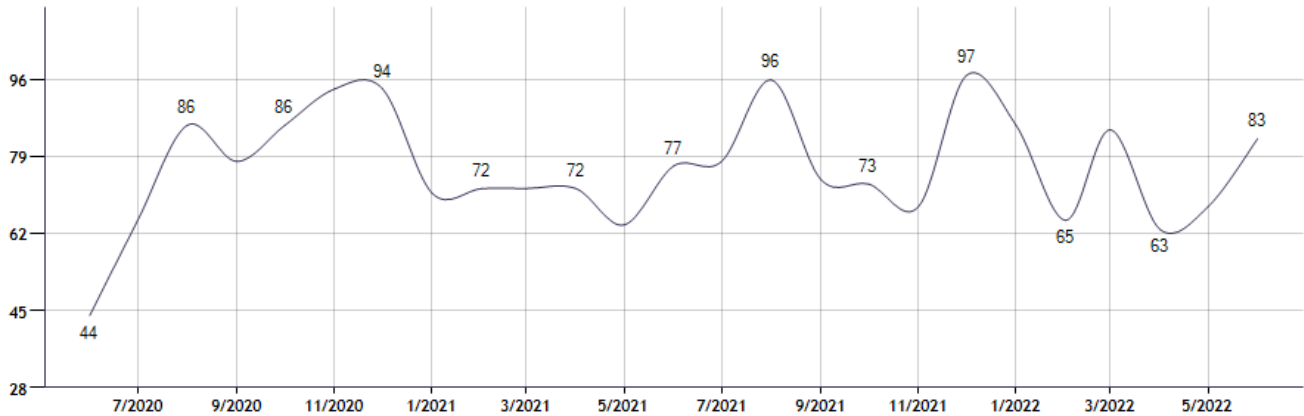
Current Available Inventory - 301
Current Median List Price - \$469,000

Residential, Condo, Co-op Properties



Month	Current Year	Prior Year	% Change
Jun-2022	83	77	7.8
May-2022	68	64	6.3
Apr-2022	63	72	-12.5
Mar-2022	85	72	18.1
Feb-2022	65	72	-9.7
Jan-2022	86	71	21.1
Dec-2021	97	94	3.2
Nov-2021	68	94	-27.7
Oct-2021	73	86	-15.1
Sep-2021	74	78	-5.1
Aug-2021	96	86	11.6
Jul-2021	78	65	20.0

Sold Property Counts for:
Location: Ulster (County) (Last 24 Months - Residential, Condo, Co-op Properties)



Note: Information displayed in the data table is compiled by OneKey® MLS and represents a combined total of Residential, Condo, Co-op Properties sales for the selected time frame. Only available data will be displayed. Please note that small data samples will skew the % of change year to year. This information is intended for marketing purposes only. To access more detailed market reports visit <https://www.onekeymls.com/market-statistics>

Pending Sales Counts for:

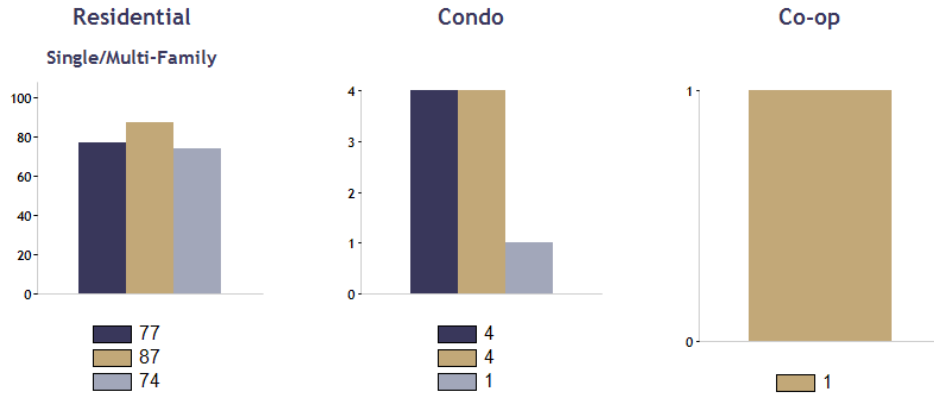
Location: Ulster (County)

Date Range



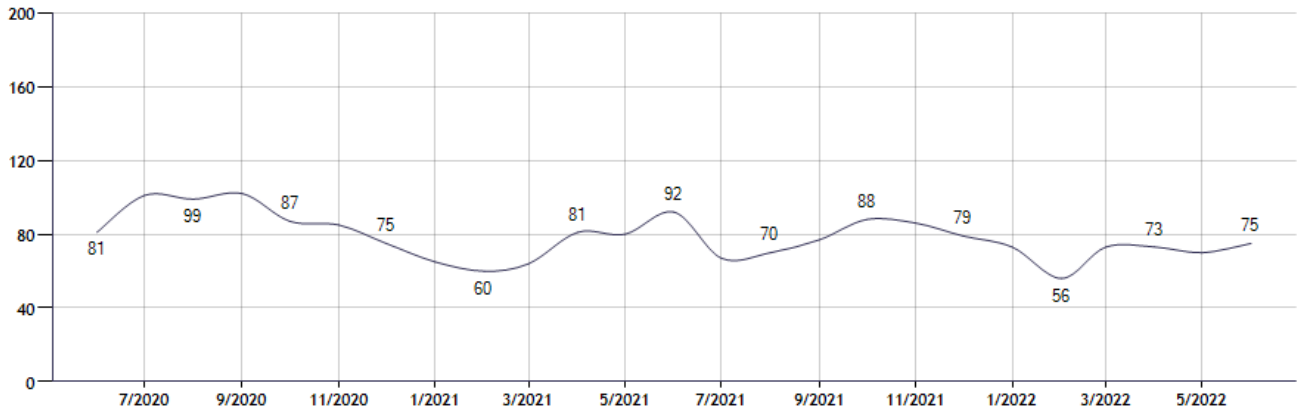
Current Available Inventory - 301
 Current Median List Price - \$469,000

Residential, Condo, Co-op Properties



Month	Current Year	Prior Year	% Change
Jun-2022	75	92	-18.5
May-2022	70	80	-12.5
Apr-2022	73	81	-9.9
Mar-2022	73	64	14.1
Feb-2022	56	60	-6.7
Jan-2022	73	65	12.3
Dec-2021	79	75	5.3
Nov-2021	86	85	1.2
Oct-2021	88	87	1.1
Sep-2021	77	102	-24.5
Aug-2021	70	99	-29.3
Jul-2021	67	101	-33.7

Pending Sales Counts for: Location: Ulster (County) (Last 24 Months - Residential, Condo, Co-op Properties)



Note: Information displayed in the data table is compiled by OneKey® MLS and represents a combined total of Residential, Condo, Co-op Properties sales for the selected time frame. Only available data will be displayed. Please note that small data samples will skew the % of change year to year. This information is intended for marketing purposes only. To access more detailed market reports visit <https://www.onekeymls.com/market-statistics>