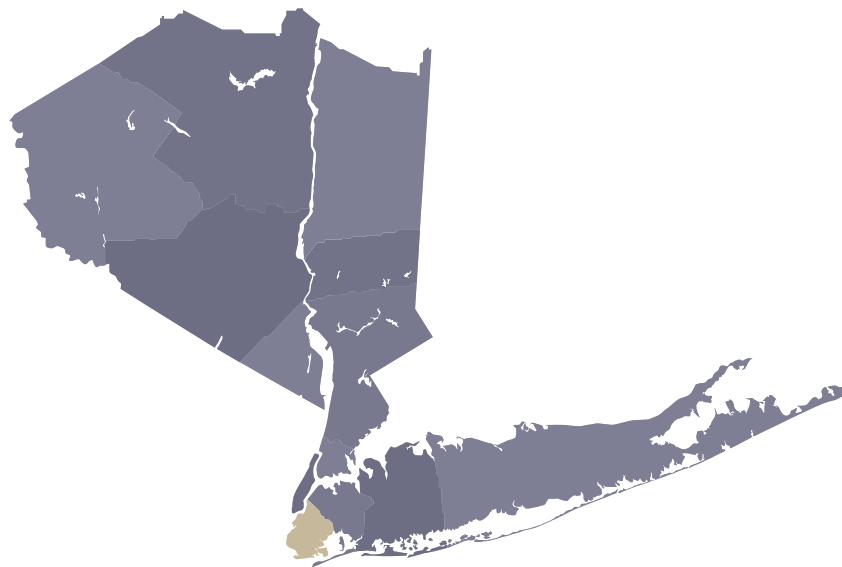


One Key[®] **Brooklyn County** MLS **Market Update** *The One Source Real Estate Marketplace*

June 2022

Brooklyn reported a residential closed median sales price of \$900,000 in June 2022, which is an increase of 12.50% from the figure reported a year prior in June 2021 of \$800,000. There were 193 closed residential sales transactions and 303 pending transactions reported in June 2022, following 175 closed and 232 pending transactions reported a month prior in May 2022.



Closed Median Sale Price	2
Pending Median Sale Price	3
Closed Transactions	4
Pending Transactions	5

*Note that Condo Sales reflected in the bar graphs include listings with HOA fees.

Brooklyn offers a wealth of cultural museums, world-class restaurants, a thriving theater and bar scene, and first-rate housing opportunities. From high-rise apartments to townhomes, co-ops, and condos, Brooklyn has something to suit every budget. Its rich cultural heritage is popular among young professionals looking for an easy commute to Manhattan.

Sold Property Median Price for:

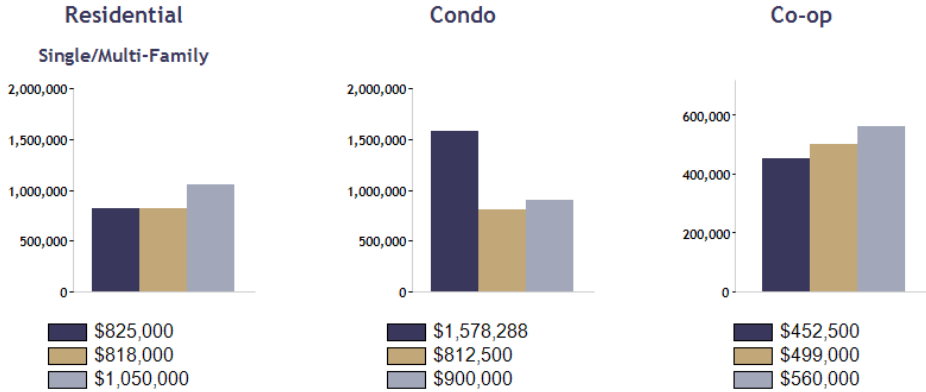
Location: Kings/Brooklyn (County)

Date Range

Jun 2020	Jun 2021	Jun 2022
----------	----------	----------

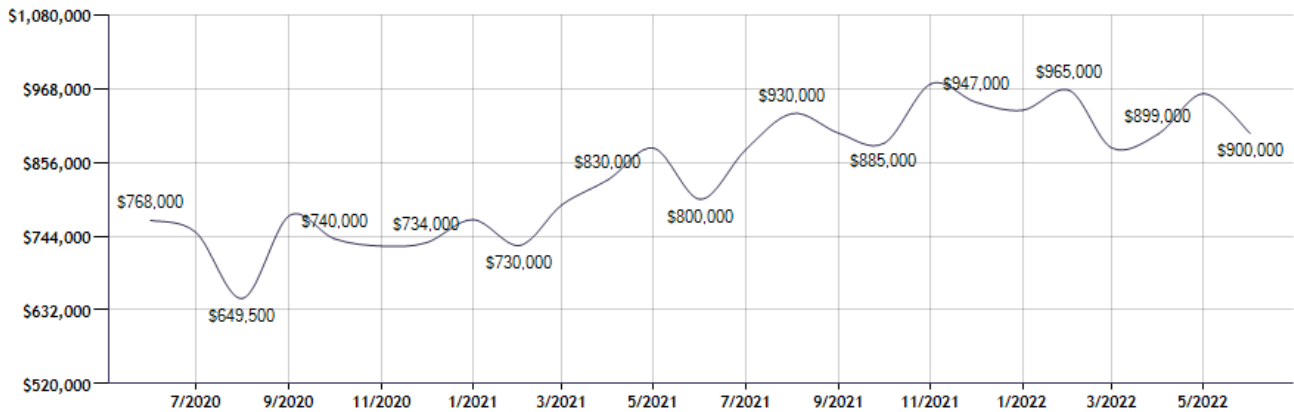
Current Available Inventory - 1,191
 Current Median List Price - \$975,000

Residential, Condo, Co-op Properties



Month	Current Year	Prior Year	% Change
Jun-2022	\$900,000	\$800,000	12.5
May-2022	\$960,000	\$877,500	9.4
Apr-2022	\$899,000	\$830,000	8.3
Mar-2022	\$878,000	\$791,500	10.9
Feb-2022	\$965,000	\$730,000	32.2
Jan-2022	\$935,000	\$769,000	21.6
Dec-2021	\$947,000	\$734,000	29.0
Nov-2021	\$975,000	\$729,000	33.7
Oct-2021	\$885,000	\$740,000	19.6
Sep-2021	\$900,000	\$775,000	16.1
Aug-2021	\$930,000	\$649,500	43.2
Jul-2021	\$875,000	\$750,000	16.7

Sold Property Median Price for: Location: Kings/Brooklyn (County) (Last 24 Months - Residential, Condo, Co-op Properties)



Note: Information displayed in the data table is compiled by OneKey® MLS and represents a combined total of Residential, Condo, Co-op Properties sales for the selected time frame. Only available data will be displayed. Please note that small data samples will skew the % of change year to year. This information is intended for marketing purposes only. To access more detailed market reports visit <https://www.onekeymls.com/market-statistics>

Pending Sales Median Price for:

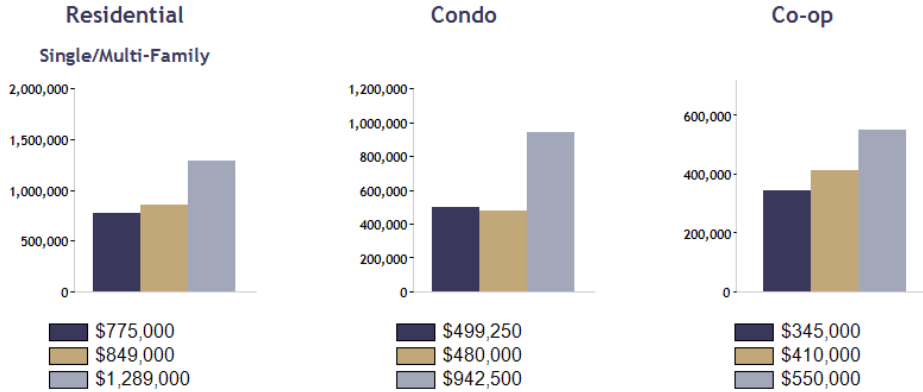
Location: Kings/Brooklyn (County)

Date Range

Jun 2020	Jun 2021	Jun 2022
----------	----------	----------

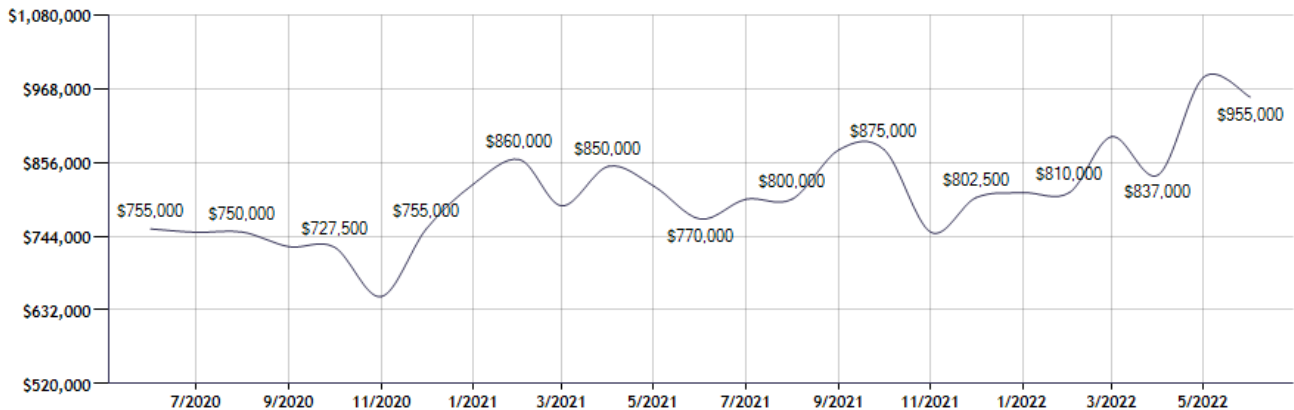
Current Available Inventory - 1,191
 Current Median List Price - \$975,000

Residential, Condo, Co-op Properties



Month	Current Year	Prior Year	% Change
Jun-2022	\$955,000	\$770,000	24.0
May-2022	\$985,000	\$820,000	20.1
Apr-2022	\$837,000	\$850,000	-1.5
Mar-2022	\$895,000	\$790,000	13.3
Feb-2022	\$810,000	\$860,000	-5.8
Jan-2022	\$810,000	\$822,500	-1.5
Dec-2021	\$802,500	\$755,000	6.3
Nov-2021	\$750,000	\$652,393	15.0
Oct-2021	\$875,000	\$727,500	20.3
Sep-2021	\$875,000	\$728,000	20.2
Aug-2021	\$800,000	\$750,000	6.7
Jul-2021	\$800,000	\$750,000	6.7

Pending Sales Median Price for: Location: Kings/Brooklyn (County) (Last 24 Months - Residential, Condo, Co-op Properties)



Note: Information displayed in the data table is compiled by OneKey® MLS and represents a combined total of Residential, Condo, Co-op Properties sales for the selected time frame. Only available data will be displayed. Please note that small data samples will skew the % of change year to year. This information is intended for marketing purposes only. To access more detailed market reports visit <https://www.onekeymls.com/market-statistics>

Sold Property Counts for:

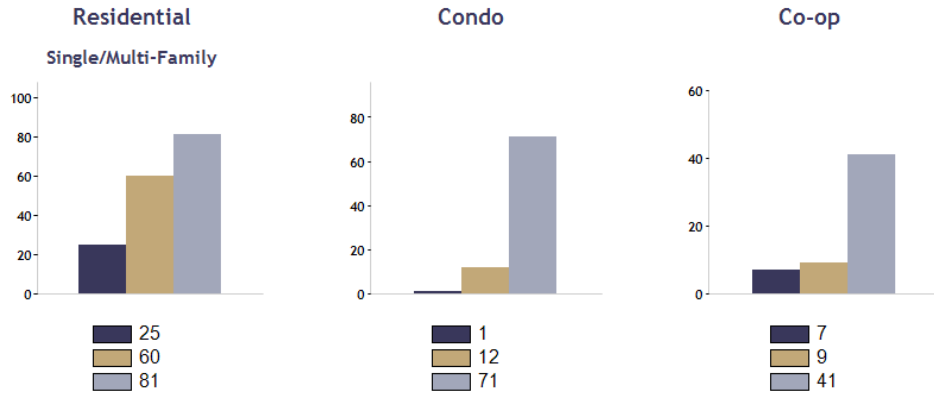
Location: Kings/Brooklyn (County)

Date Range



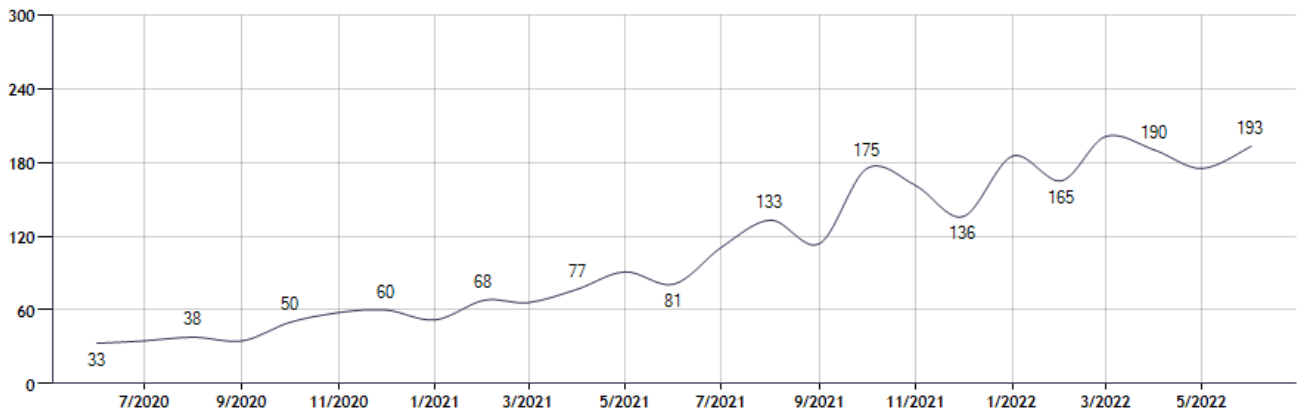
Current Available Inventory - 1,191
 Current Median List Price - \$975,000

Residential, Condo, Co-op Properties



Month	Current Year	Prior Year	% Change
Jun-2022	193	81	138.3
May-2022	175	91	92.3
Apr-2022	190	77	146.8
Mar-2022	201	66	204.5
Feb-2022	165	68	142.6
Jan-2022	185	52	255.8
Dec-2021	136	60	126.7
Nov-2021	161	58	177.6
Oct-2021	175	50	250.0
Sep-2021	114	35	225.7
Aug-2021	133	38	250.0
Jul-2021	111	35	217.1

Sold Property Counts for: Location: Kings/Brooklyn (County) (Last 24 Months - Residential, Condo, Co-op Properties)



Note: Information displayed in the data table is compiled by OneKey® MLS and represents a combined total of Residential, Condo, Co-op Properties sales for the selected time frame. Only available data will be displayed. Please note that small data samples will skew the % of change year to year. This information is intended for marketing purposes only. To access more detailed market reports visit <https://www.onekeymls.com/market-statistics>

Pending Sales Counts for:

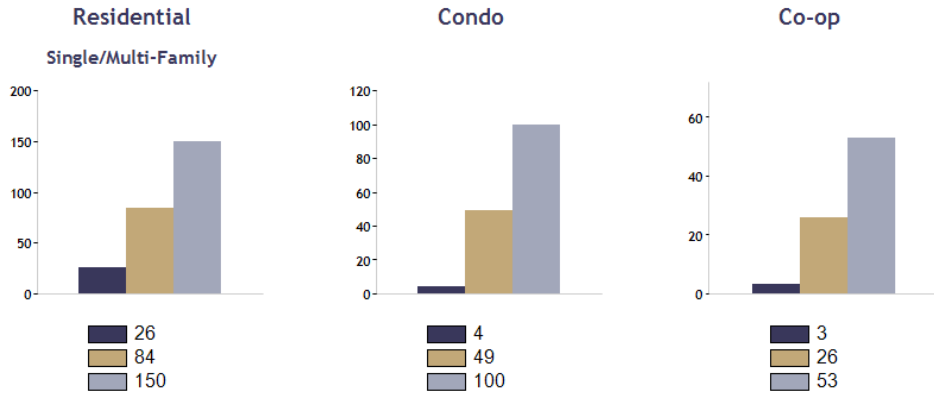
Location: Kings/Brooklyn (County)

Date Range



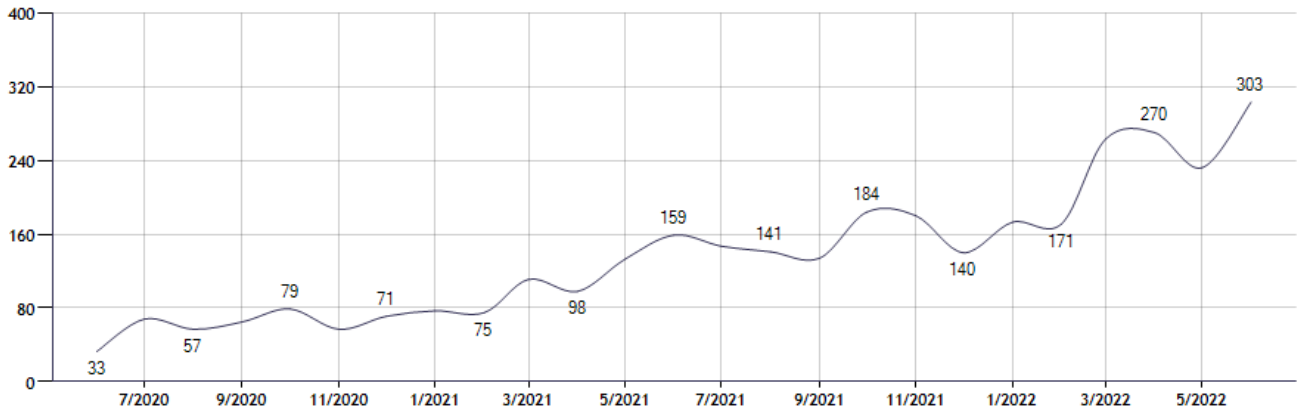
Current Available Inventory - 1,191
 Current Median List Price - \$975,000

Residential, Condo, Co-op Properties



Month	Current Year	Prior Year	% Change
Jun-2022	303	159	90.6
May-2022	232	133	74.4
Apr-2022	270	98	175.5
Mar-2022	263	111	136.9
Feb-2022	171	75	128.0
Jan-2022	173	77	124.7
Dec-2021	140	71	97.2
Nov-2021	180	57	215.8
Oct-2021	184	79	132.9
Sep-2021	134	65	106.2
Aug-2021	141	57	147.4
Jul-2021	147	68	116.2

Pending Sales Counts for: Location: Kings/Brooklyn (County) (Last 24 Months - Residential, Condo, Co-op Properties)



Note: Information displayed in the data table is compiled by OneKey® MLS and represents a combined total of Residential, Condo, Co-op Properties sales for the selected time frame. Only available data will be displayed. Please note that small data samples will skew the % of change year to year. This information is intended for marketing purposes only. To access more detailed market reports visit <https://www.onekeymls.com/market-statistics>