



Ulster County Market Updates

March 2022

Closed Median Home Price 2
Closed Median Transactions 3
Contracted Transactions 4

*Note that Condo Sales reflected in the bar graphs include listings with HOA fees.

Sold Property Median Price for:

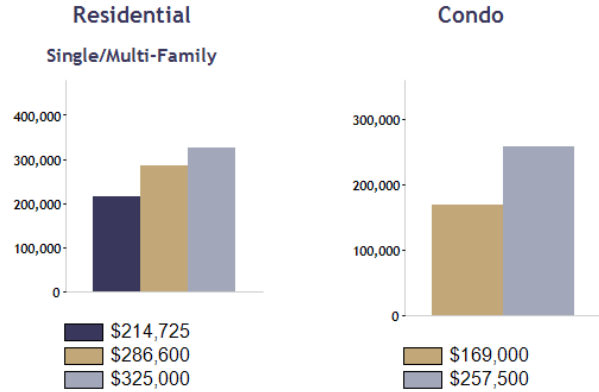
Location: Ulster (County)

Date Range



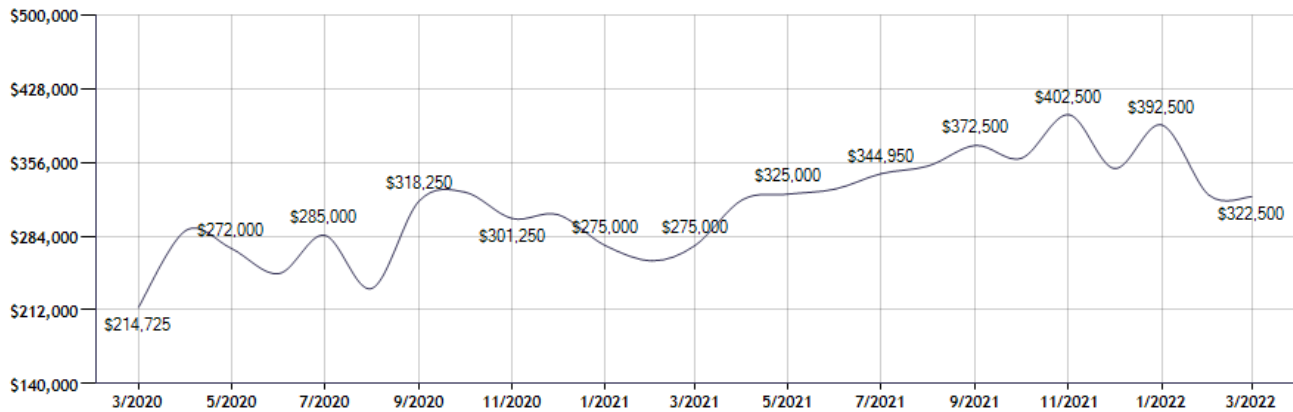
Current Available Inventory - 183
 Current Median List Price - \$425,000

Residential, Condo, Co-op Properties



Month	Current Year	Prior Year	% Change
Mar-2022	\$322,500	\$275,000	17.3
Feb-2022	\$324,000	\$260,000	24.6
Jan-2022	\$392,500	\$275,000	42.7
Dec-2021	\$350,000	\$305,000	14.8
Nov-2021	\$402,500	\$301,250	33.6
Oct-2021	\$360,000	\$327,000	10.1
Sep-2021	\$372,500	\$318,250	17.0
Aug-2021	\$352,500	\$233,000	51.3
Jul-2021	\$344,950	\$285,000	21.0
Jun-2021	\$330,000	\$247,500	33.3
May-2021	\$325,000	\$272,000	19.5
Apr-2021	\$319,500	\$289,500	10.4

Sold Property Median Price for: Location: Ulster (County) (Last 24 Months - Residential, Condo, Co-op Properties)



Note: Information displayed in the data table is compiled by OneKey™ MLS and represents a combined total of Residential, Condo, Co-op Properties sales for the selected time frame. Only available data will be displayed. Please note that small data samples will skew the % of change year to year. This information is intended for marketing purposes only.

Sold Property Counts for:

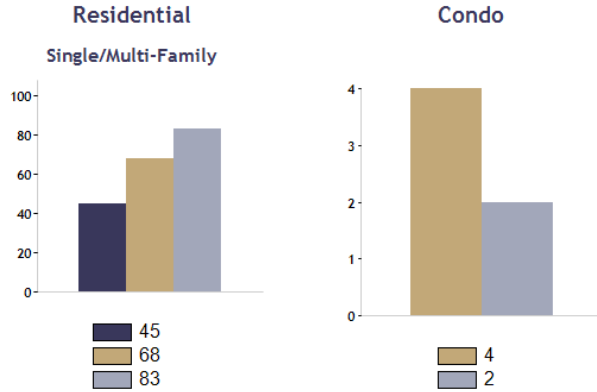
Location: Ulster (County)

Date Range

Mar 2020	Mar 2021	Mar 2022
----------	----------	----------

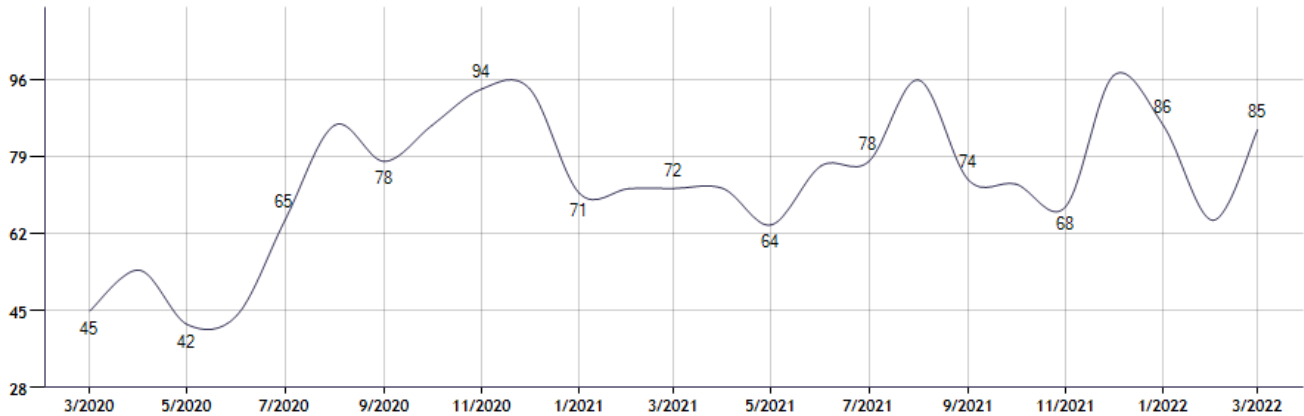
Current Available Inventory - 183
 Current Median List Price - \$425,000

Residential, Condo, Co-op Properties



Month	Current Year	Prior Year	% Change
Mar-2022	85	72	18.1
Feb-2022	65	72	-9.7
Jan-2022	86	71	21.1
Dec-2021	97	94	3.2
Nov-2021	68	94	-27.7
Oct-2021	73	86	-15.1
Sep-2021	74	78	-5.1
Aug-2021	96	86	11.6
Jul-2021	78	65	20.0
Jun-2021	77	44	75.0
May-2021	64	42	52.4
Apr-2021	72	54	33.3

Sold Property Counts for: Location: Ulster (County) (Last 24 Months - Residential, Condo, Co-op Properties)



Note: Information displayed in the data table is compiled by OneKey™ MLS and represents a combined total of Residential, Condo, Co-op Properties sales for the selected time frame. Only available data will be displayed. Please note that small data samples will skew the % of change year to year. This information is intended for marketing purposes only.

Pending Sales Counts for:

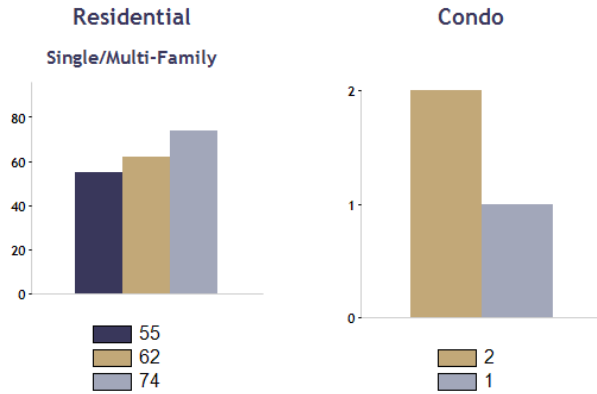
Location: Ulster (County)

Date Range



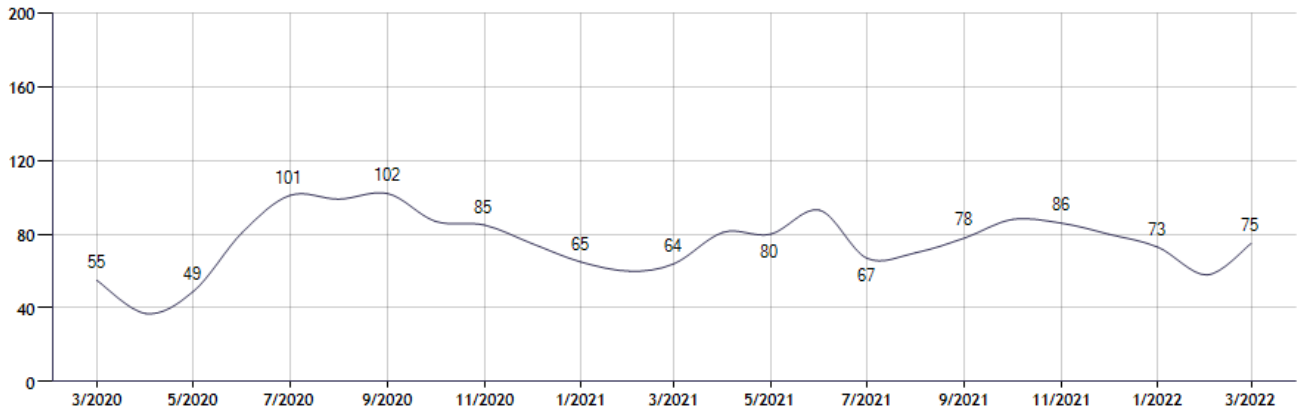
Current Available Inventory - 183
 Current Median List Price - \$425,000

Residential, Condo, Co-op Properties



Month	Current Year	Prior Year	% Change
Mar-2022	75	64	17.2
Feb-2022	58	60	-3.3
Jan-2022	73	65	12.3
Dec-2021	80	75	6.7
Nov-2021	86	85	1.2
Oct-2021	88	87	1.1
Sep-2021	78	102	-23.5
Aug-2021	70	99	-29.3
Jul-2021	67	101	-33.7
Jun-2021	93	81	14.8
May-2021	80	49	63.3
Apr-2021	81	37	118.9

Pending Sales Counts for: Location: Ulster (County) (Last 24 Months - Residential, Condo, Co-op Properties)



Note: Information displayed in the data table is compiled by OneKey™ MLS and represents a combined total of Residential, Condo, Co-op Properties sales for the selected time frame. Only available data will be displayed. Please note that small data samples will skew the % of change year to year. This information is intended for marketing purposes only.