



Suffolk County Market Updates

March 2022

Closed Median Sale Price 2
Pending Median Sale Price 3
Number of Closed Monthly Transactions 4
Number of Pending Monthly Transaction 5

Sold Property Median Price for:

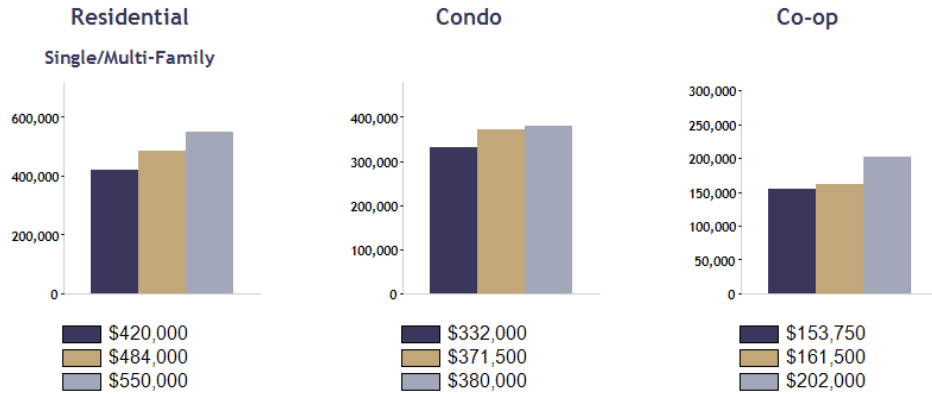
Location: Suffolk (County)

Date Range



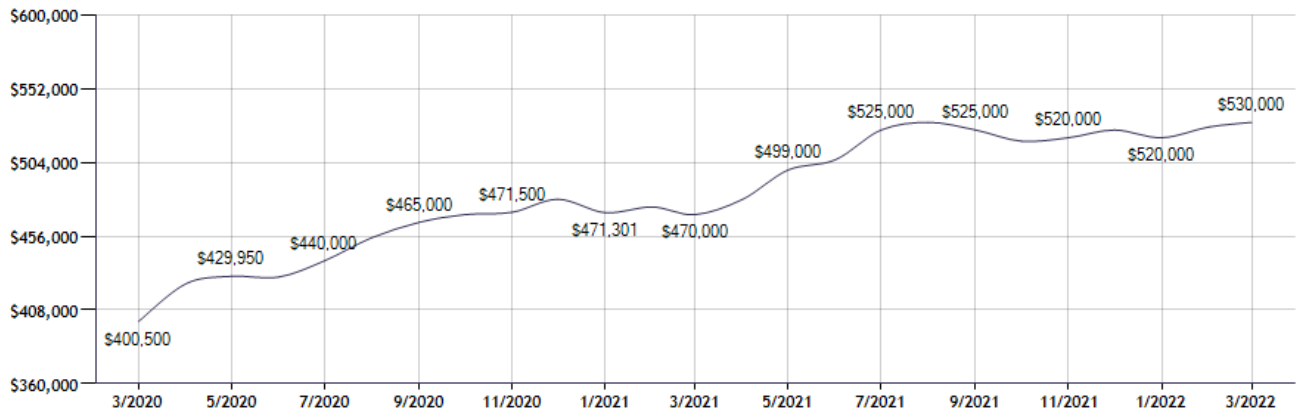
Current Available Inventory - 2,540
Current Median List Price - \$616,500

Residential, Condo, Co-op Properties



Month	Current Year	Prior Year	% Change
Mar-2022	\$530,000	\$470,000	12.8
Feb-2022	\$527,000	\$475,000	10.9
Jan-2022	\$520,000	\$471,301	10.3
Dec-2021	\$525,000	\$480,000	9.4
Nov-2021	\$520,000	\$471,500	10.3
Oct-2021	\$517,750	\$470,000	10.2
Sep-2021	\$525,000	\$465,000	12.9
Aug-2021	\$530,000	\$455,000	16.5
Jul-2021	\$525,000	\$440,000	19.3
Jun-2021	\$505,669	\$429,450	17.7
May-2021	\$499,000	\$429,950	16.1
Apr-2021	\$479,900	\$425,000	12.9

Sold Property Median Price for: Location: Suffolk (County) (Last 24 Months - Residential, Condo, Co-op Properties)



Note: Information displayed in the data table is compiled by OneKey™ MLS and represents a combined total of Residential, Condo, Co-op Properties sales for the selected time frame. Only available data will be displayed. Please note that small data samples will skew the % of change year to year. This information is intended for marketing purposes only.

Pending Sales Median Price for:

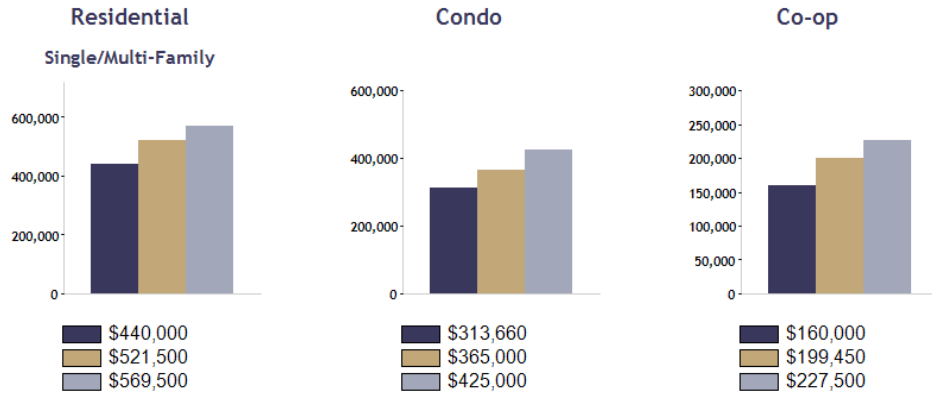
Location: Suffolk (County)

Date Range



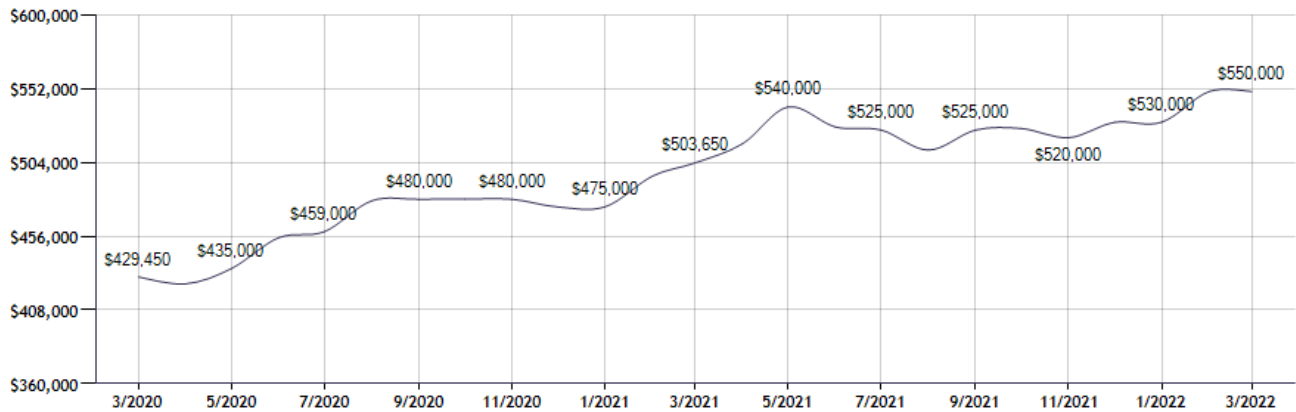
Current Available Inventory - 2,540
Current Median List Price - \$616,500

Residential, Condo, Co-op Properties



Month	Current Year	Prior Year	% Change
Mar-2022	\$550,000	\$503,650	9.2
Feb-2022	\$550,000	\$495,000	11.1
Jan-2022	\$530,000	\$475,000	11.6
Dec-2021	\$530,000	\$475,000	11.6
Nov-2021	\$520,000	\$480,000	8.3
Oct-2021	\$526,000	\$480,000	9.6
Sep-2021	\$525,000	\$480,000	9.4
Aug-2021	\$512,000	\$479,000	6.9
Jul-2021	\$525,000	\$459,000	14.4
Jun-2021	\$527,000	\$455,000	15.8
May-2021	\$540,000	\$435,000	24.1
Apr-2021	\$516,000	\$425,000	21.4

Pending Sales Median Price for: Location: Suffolk (County) (Last 24 Months - Residential, Condo, Co-op Properties)



Note: Information displayed in the data table is compiled by OneKey™ MLS and represents a combined total of Residential, Condo, Co-op Properties sales for the selected time frame. Only available data will be displayed. Please note that small data samples will skew the % of change year to year. This information is intended for marketing purposes only.

Sold Property Counts for:

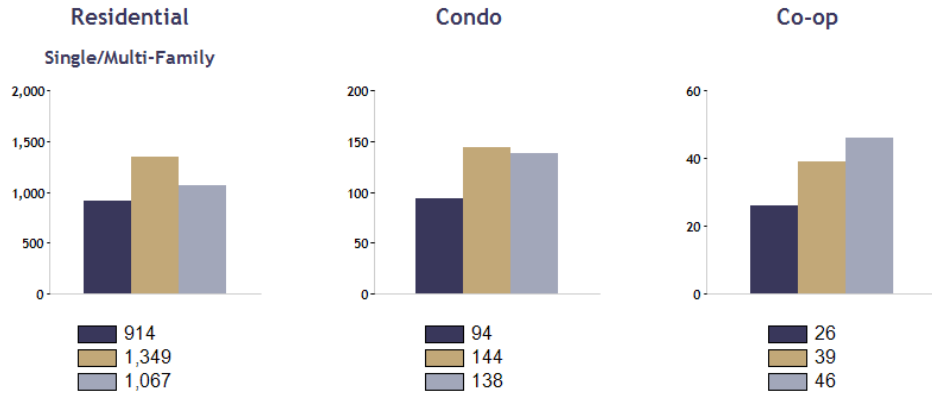
Location: Suffolk (County)

Date Range



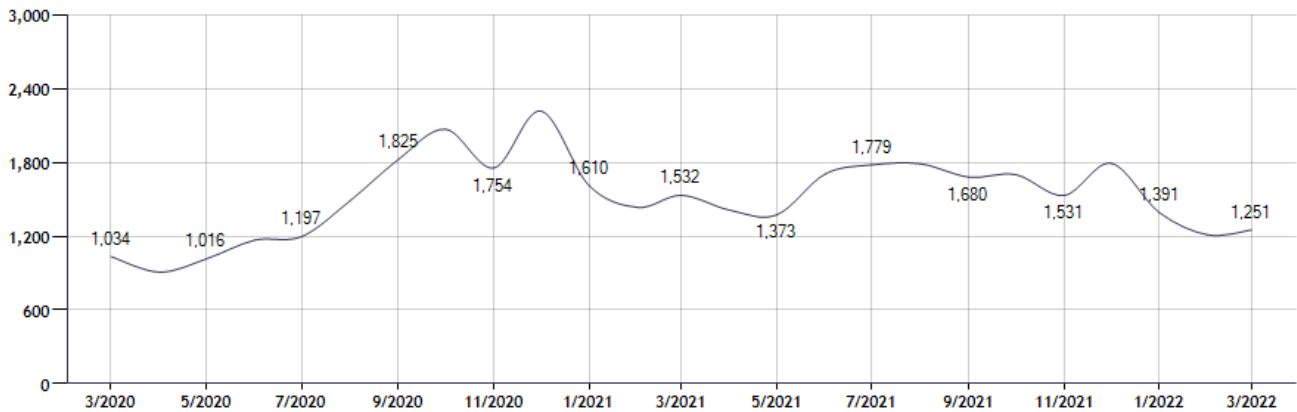
Current Available Inventory - 2,540
 Current Median List Price - \$616,500

Residential, Condo, Co-op Properties



Month	Current Year	Prior Year	% Change
Mar-2022	1,251	1,532	-18.3
Feb-2022	1,211	1,434	-15.6
Jan-2022	1,391	1,610	-13.6
Dec-2021	1,792	2,217	-19.2
Nov-2021	1,531	1,754	-12.7
Oct-2021	1,700	2,069	-17.8
Sep-2021	1,680	1,825	-7.9
Aug-2021	1,788	1,489	20.1
Jul-2021	1,779	1,197	48.6
Jun-2021	1,705	1,168	46.0
May-2021	1,373	1,016	35.1
Apr-2021	1,411	908	55.4

Sold Property Counts for: Location: Suffolk (County) (Last 24 Months - Residential, Condo, Co-op Properties)



Note: Information displayed in the data table is compiled by OneKey™ MLS and represents a combined total of Residential, Condo, Co-op Properties sales for the selected time frame. Only available data will be displayed. Please note that small data samples will skew the % of change year to year. This information is intended for marketing purposes only.

Pending Sales Counts for:

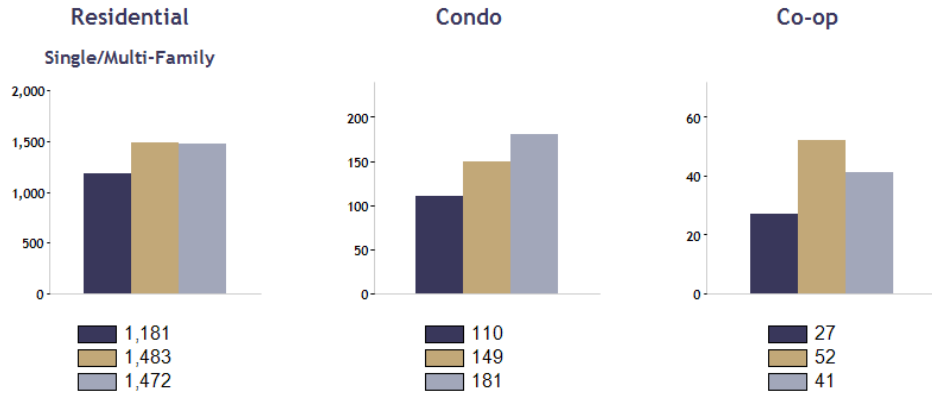
Location: Suffolk (County)

Date Range



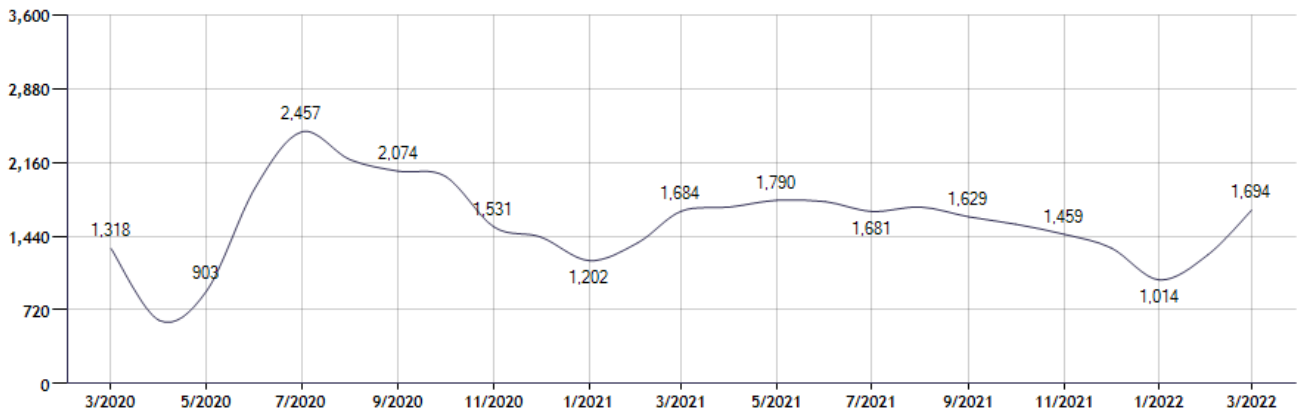
Current Available Inventory - 2,540
 Current Median List Price - \$616,500

Residential, Condo, Co-op Properties



Month	Current Year	Prior Year	% Change
Mar-2022	1,694	1,684	0.6
Feb-2022	1,259	1,375	-8.4
Jan-2022	1,014	1,202	-15.6
Dec-2021	1,326	1,432	-7.4
Nov-2021	1,459	1,531	-4.7
Oct-2021	1,557	2,023	-23.0
Sep-2021	1,629	2,074	-21.5
Aug-2021	1,724	2,185	-21.1
Jul-2021	1,681	2,457	-31.6
Jun-2021	1,777	1,907	-6.8
May-2021	1,790	903	98.2
Apr-2021	1,724	618	179.0

Pending Sales Counts for: Location: Suffolk (County) (Last 24 Months - Residential, Condo, Co-op Properties)



Note: Information displayed in the data table is compiled by OneKey™ MLS and represents a combined total of Residential, Condo, Co-op Properties sales for the selected time frame. Only available data will be displayed. Please note that small data samples will skew the % of change year to year. This information is intended for marketing purposes only.