



Brooklyn Market Updates

March 2022

Closed Median Sale Price 2
Pending Median Sale Price 3
Number of Closed Monthly Transactions 4
Number of Pending Monthly Transaction 5

Sold Property Median Price for:

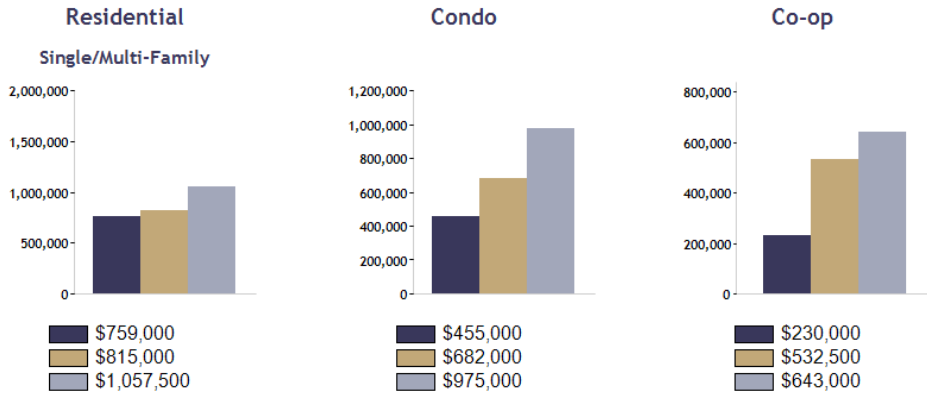
Location: Kings/Brooklyn (County)

Date Range

Mar 2020	Mar 2021	Mar 2022
----------	----------	----------

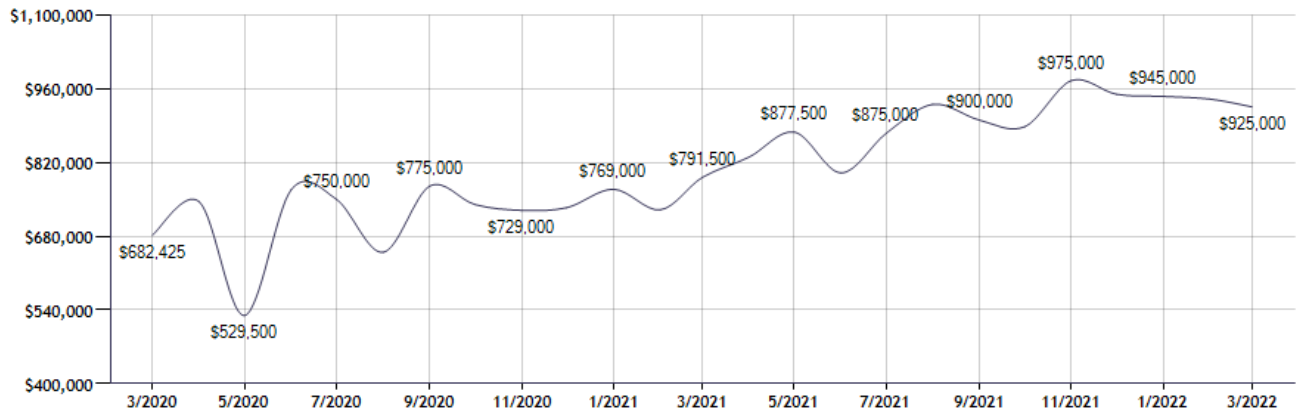
Current Available Inventory - 1,079
 Current Median List Price - \$925,000

Residential, Condo, Co-op Properties



Month	Current Year	Prior Year	% Change
Mar-2022	\$925,000	\$791,500	16.9
Feb-2022	\$940,000	\$730,000	28.8
Jan-2022	\$945,000	\$769,000	22.9
Dec-2021	\$949,000	\$734,000	29.3
Nov-2021	\$975,000	\$729,000	33.7
Oct-2021	\$887,500	\$740,000	19.9
Sep-2021	\$900,000	\$775,000	16.1
Aug-2021	\$930,000	\$649,500	43.2
Jul-2021	\$875,000	\$750,000	16.7
Jun-2021	\$800,000	\$768,000	4.2
May-2021	\$877,500	\$529,500	65.7
Apr-2021	\$830,000	\$745,000	11.4

Sold Property Median Price for: Location: Kings/Brooklyn (County) (Last 24 Months - Residential, Condo, Co-op Properties)



Note: Information displayed in the data table is compiled by OneKey™ MLS and represents a combined total of Residential, Condo, Co-op Properties sales for the selected time frame. Only available data will be displayed. Please note that small data samples will skew the % of change year to year. This information is intended for marketing purposes only.

Pending Sales Median Price for:

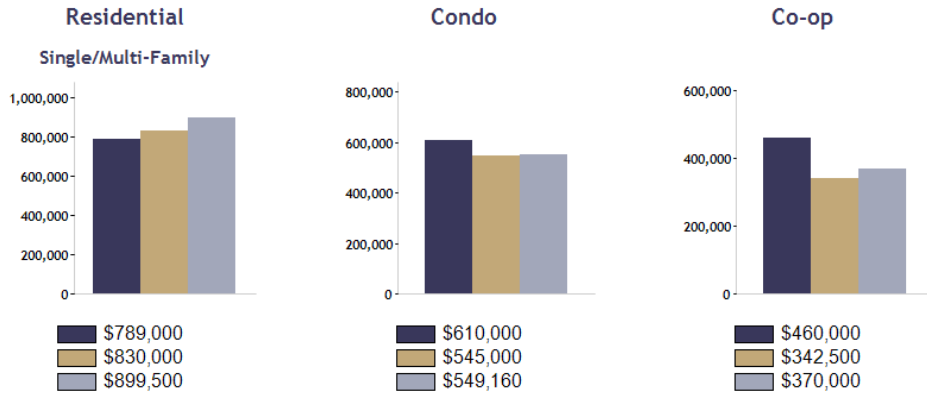
Location: Kings/Brooklyn (County)

Date Range



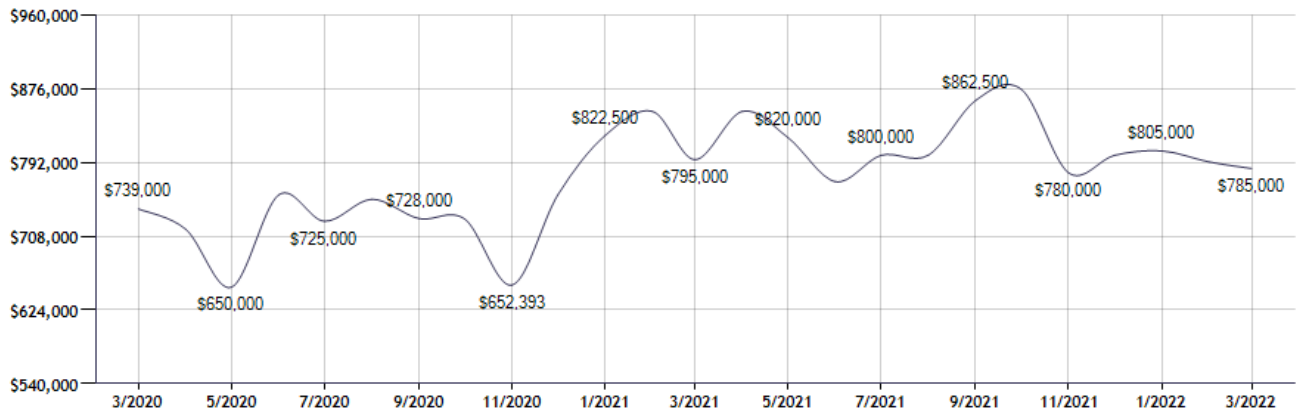
Current Available Inventory - 1,079
 Current Median List Price - \$925,000

Residential, Condo, Co-op Properties



Month	Current Year	Prior Year	% Change
Mar-2022	\$785,000	\$795,000	-1.3
Feb-2022	\$792,500	\$850,000	-6.8
Jan-2022	\$805,000	\$822,500	-2.1
Dec-2021	\$800,000	\$755,000	6.0
Nov-2021	\$780,000	\$652,393	19.6
Oct-2021	\$875,000	\$727,500	20.3
Sep-2021	\$862,500	\$728,000	18.5
Aug-2021	\$800,000	\$750,000	6.7
Jul-2021	\$800,000	\$725,000	10.3
Jun-2021	\$770,000	\$755,000	2.0
May-2021	\$820,000	\$650,000	26.2
Apr-2021	\$850,000	\$716,000	18.7

Pending Sales Median Price for: Location: Kings/Brooklyn (County) (Last 24 Months - Residential, Condo, Co-op Properties)



Note: Information displayed in the data table is compiled by OneKey™ MLS and represents a combined total of Residential, Condo, Co-op Properties sales for the selected time frame. Only available data will be displayed. Please note that small data samples will skew the % of change year to year. This information is intended for marketing purposes only.

Sold Property Counts for:

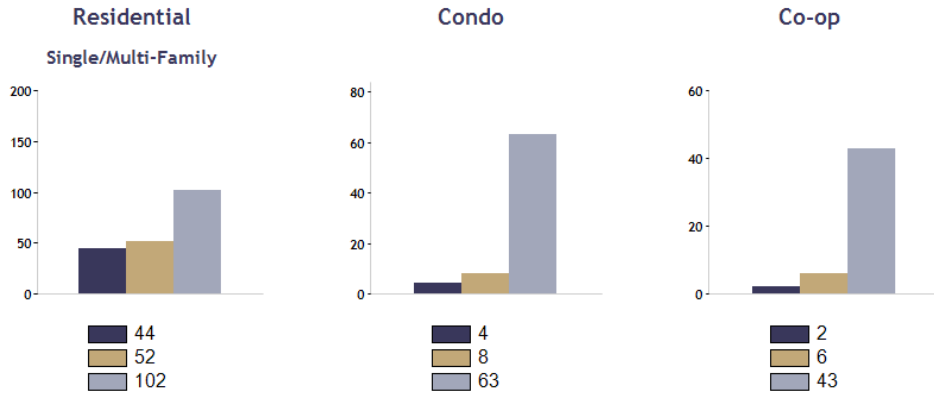
Location: Kings/Brooklyn (County)

Date Range



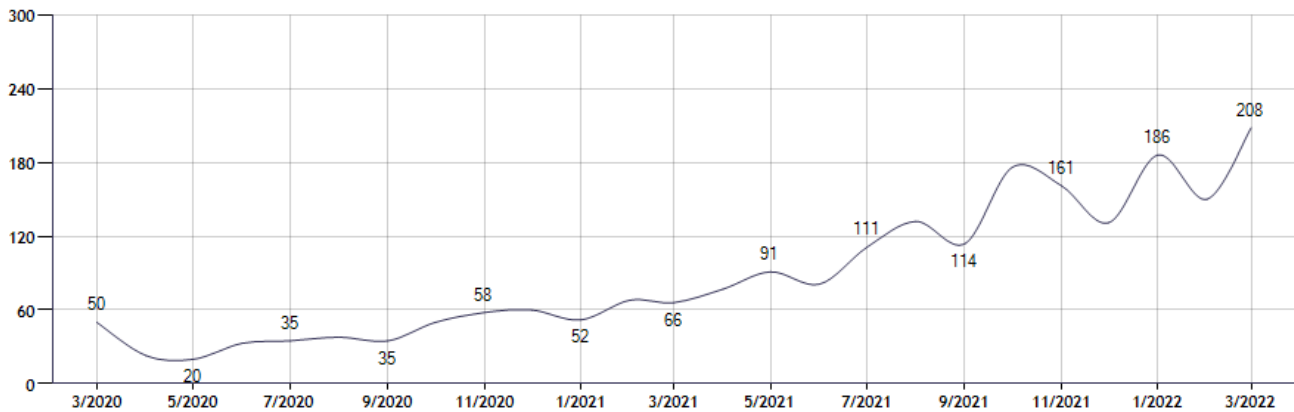
Current Available Inventory - 1,079
Current Median List Price - \$925,000

Residential, Condo, Co-op Properties



Month	Current Year	Prior Year	% Change
Mar-2022	208	66	215.2
Feb-2022	150	68	120.6
Jan-2022	186	52	257.7
Dec-2021	131	60	118.3
Nov-2021	161	58	177.6
Oct-2021	176	50	252.0
Sep-2021	114	35	225.7
Aug-2021	132	38	247.4
Jul-2021	111	35	217.1
Jun-2021	81	33	145.5
May-2021	91	20	355.0
Apr-2021	77	23	234.8

Sold Property Counts for: Location: Kings/Brooklyn (County) (Last 24 Months - Residential, Condo, Co-op Properties)



Note: Information displayed in the data table is compiled by OneKey™ MLS and represents a combined total of Residential, Condo, Co-op Properties sales for the selected time frame. Only available data will be displayed. Please note that small data samples will skew the % of change year to year. This information is intended for marketing purposes only.

Pending Sales Counts for:

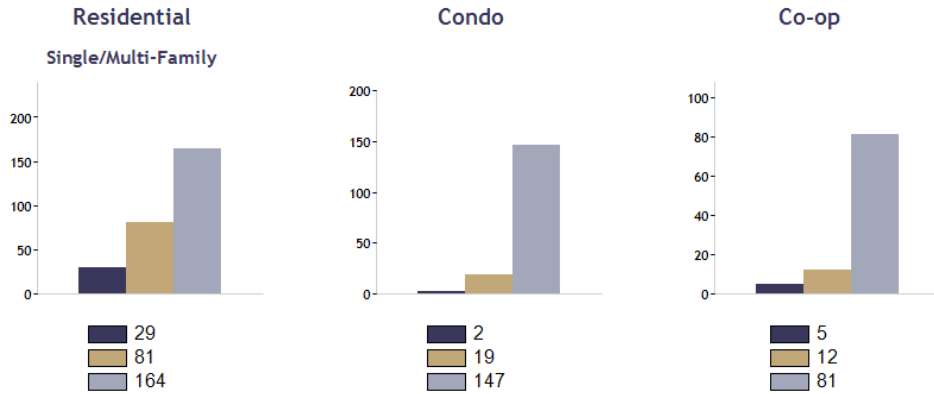
Location: Kings/Brooklyn (County)

Date Range



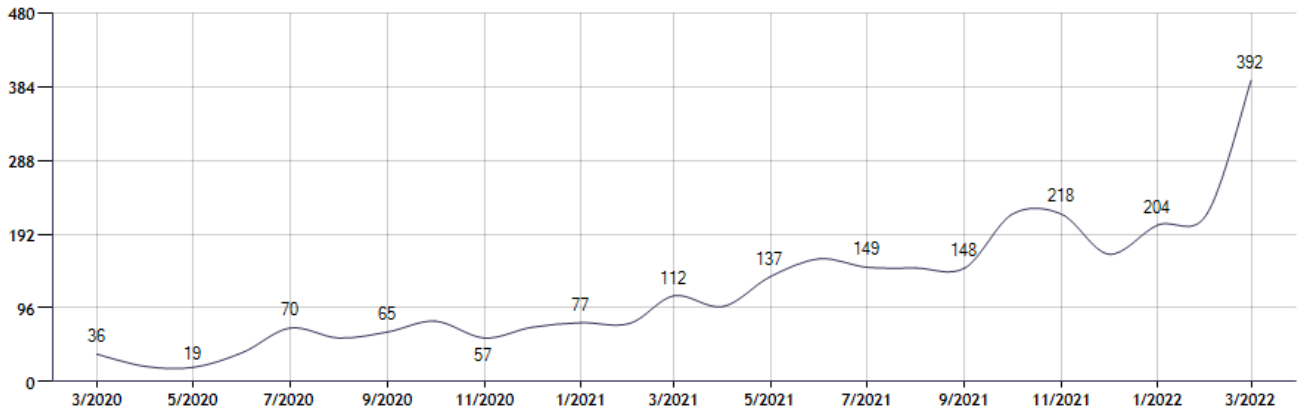
Current Available Inventory - 1,079
Current Median List Price - \$925,000

Residential, Condo, Co-op Properties



Month	Current Year	Prior Year	% Change
Mar-2022	392	112	250.0
Feb-2022	218	76	186.8
Jan-2022	204	77	164.9
Dec-2021	166	71	133.8
Nov-2021	218	57	282.5
Oct-2021	218	79	175.9
Sep-2021	148	65	127.7
Aug-2021	148	57	159.6
Jul-2021	149	70	112.9
Jun-2021	160	38	321.1
May-2021	137	19	621.1
Apr-2021	98	20	390.0

Pending Sales Counts for: Location: Kings/Brooklyn (County) (Last 24 Months - Residential, Condo, Co-op Properties)



Note: Information displayed in the data table is compiled by OneKey™ MLS and represents a combined total of Residential, Condo, Co-op Properties sales for the selected time frame. Only available data will be displayed. Please note that small data samples will skew the % of change year to year. This information is intended for marketing purposes only.