



Ulster County Market Updates

January 2022

Closed Median Home Price 2
Closed Median Transactions 3
Contracted Transactions 4

*Note that Condo Sales reflected in the bar graphs include listings with HOA fees.

Sold Property Median Price for:

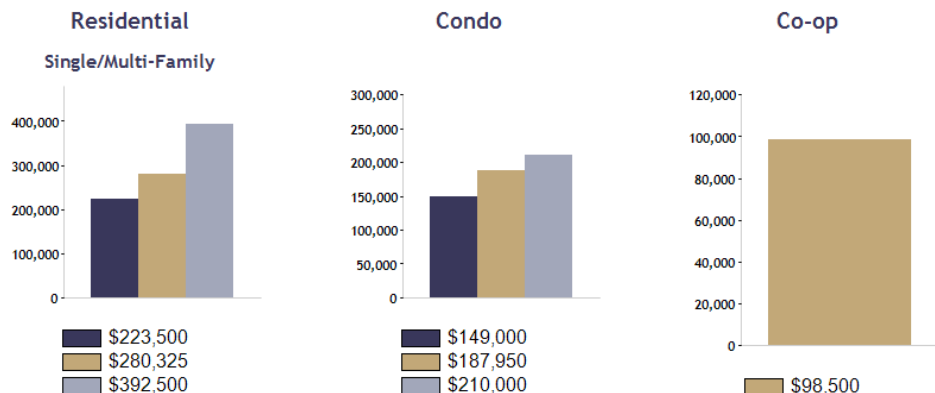
Location: Ulster (County)

Date Range

Jan 2020	Jan 2021	Jan 2022
----------	----------	----------

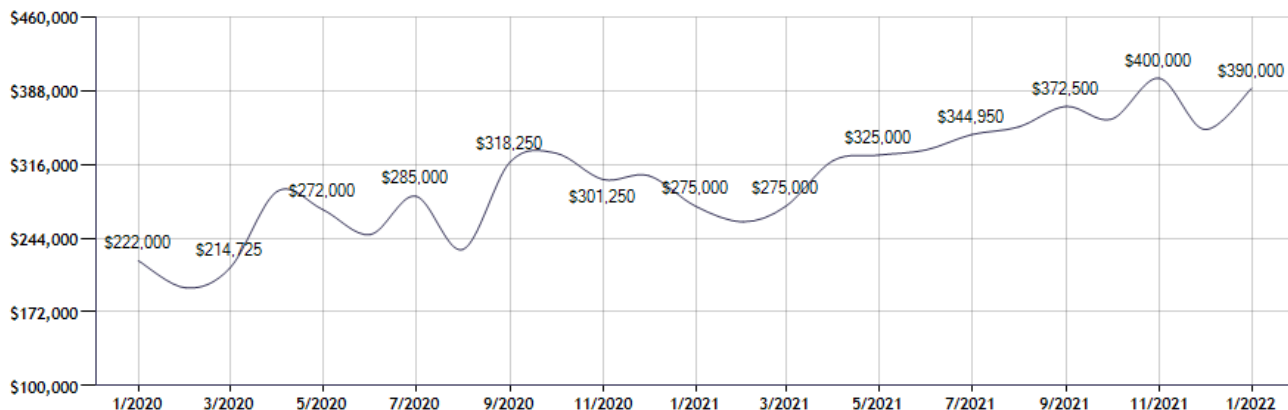
Current Available Inventory - 181
 Current Median List Price - \$379,900

Residential, Condo, Co-op Properties



Month	Current Year	Prior Year	% Change
Jan-2022	\$390,000	\$275,000	41.8
Dec-2021	\$350,000	\$305,000	14.8
Nov-2021	\$400,000	\$301,250	32.8
Oct-2021	\$360,000	\$327,000	10.1
Sep-2021	\$372,500	\$318,250	17.0
Aug-2021	\$352,500	\$233,000	51.3
Jul-2021	\$344,950	\$285,000	21.0
Jun-2021	\$330,000	\$247,500	33.3
May-2021	\$325,000	\$272,000	19.5
Apr-2021	\$319,500	\$289,500	10.4
Mar-2021	\$275,000	\$214,725	28.1
Feb-2021	\$260,000	\$195,620	32.9

Sold Property Median Price for: Location: Ulster (County) (Last 24 Months - Residential, Condo, Co-op Properties)



Note: Information displayed in the data table is compiled by OneKey™ MLS and represents a combined total of Residential, Condo, Co-op Properties sales for the selected time frame. Only available data will be displayed. Please note that small data samples will skew the % of change year to year. This information is intended for marketing purposes only.

Sold Property Counts for:

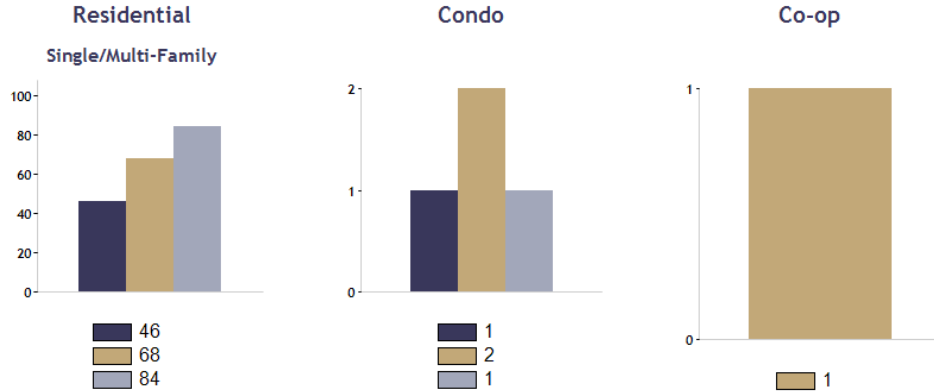
Location: Ulster (County)

Date Range



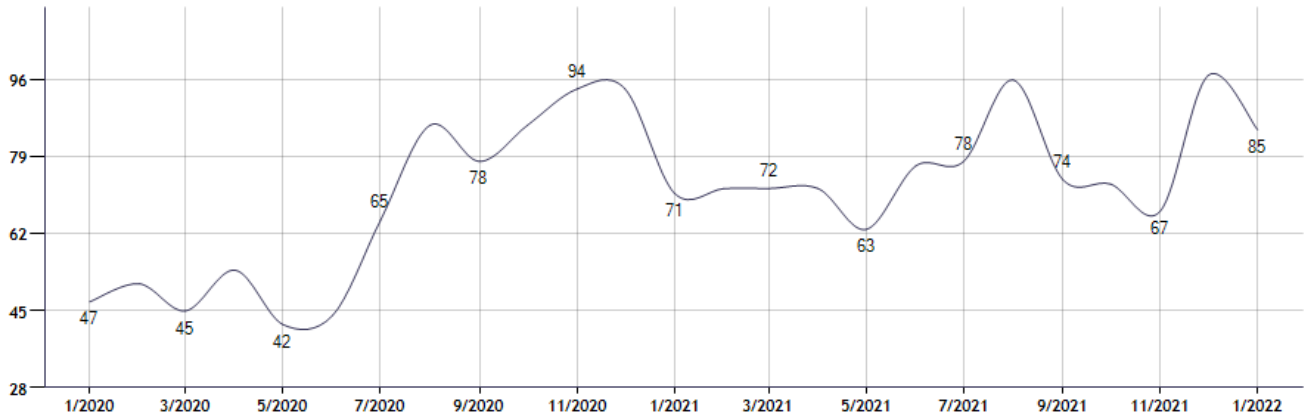
Current Available Inventory - 181
 Current Median List Price - \$379,900

Residential, Condo, Co-op Properties



Month	Current Year	Prior Year	% Change
Jan-2022	85	71	19.7
Dec-2021	97	94	3.2
Nov-2021	67	94	-28.7
Oct-2021	73	86	-15.1
Sep-2021	74	78	-5.1
Aug-2021	96	86	11.6
Jul-2021	78	65	20.0
Jun-2021	77	44	75.0
May-2021	63	42	50.0
Apr-2021	72	54	33.3
Mar-2021	72	45	60.0
Feb-2021	72	51	41.2

Sold Property Counts for: Location: Ulster (County) (Last 24 Months - Residential, Condo, Co-op Properties)



Note: Information displayed in the data table is compiled by OneKey™ MLS and represents a combined total of Residential, Condo, Co-op Properties sales for the selected time frame. Only available data will be displayed. Please note that small data samples will skew the % of change year to year. This information is intended for marketing purposes only.

Pending Sales Counts for:

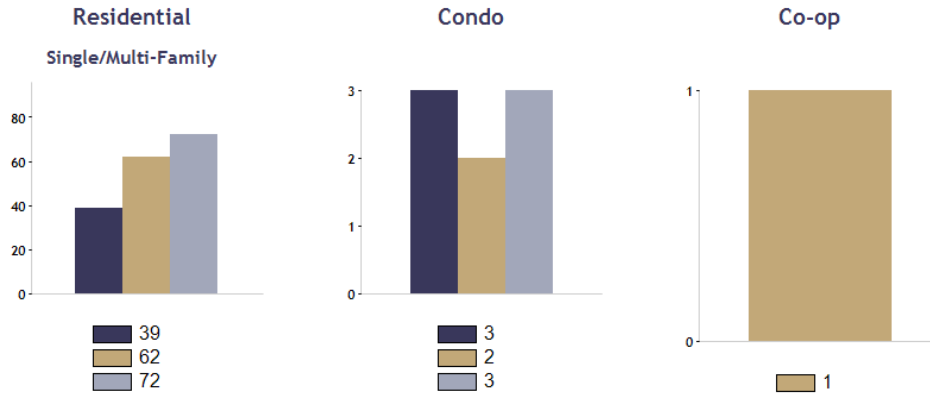
Location: Ulster (County)

Date Range



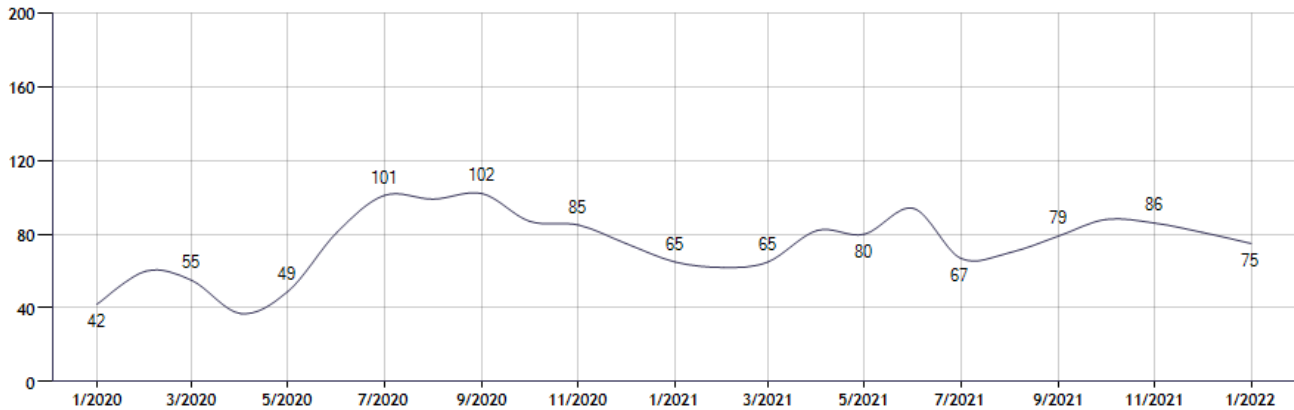
Current Available Inventory - 181
 Current Median List Price - \$379,900

Residential, Condo, Co-op Properties



Month	Current Year	Prior Year	% Change
Jan-2022	75	65	15.4
Dec-2021	81	75	8.0
Nov-2021	86	85	1.2
Oct-2021	88	87	1.1
Sep-2021	79	102	-22.5
Aug-2021	70	99	-29.3
Jul-2021	67	101	-33.7
Jun-2021	94	81	16.0
May-2021	80	49	63.3
Apr-2021	82	37	121.6
Mar-2021	65	55	18.2
Feb-2021	62	60	3.3

Pending Sales Counts for: Location: Ulster (County) (Last 24 Months - Residential, Condo, Co-op Properties)



Note: Information displayed in the data table is compiled by OneKey™ MLS and represents a combined total of Residential, Condo, Co-op Properties sales for the selected time frame. Only available data will be displayed. Please note that small data samples will skew the % of change year to year. This information is intended for marketing purposes only.