



Suffolk County Market Updates

December 2021

Closed Median Sale Price 2
Pending Median Sale Price 3
Number of Closed Monthly Transactions 4
Number of Pending Monthly Transaction 5

Sold Property Median Price for:

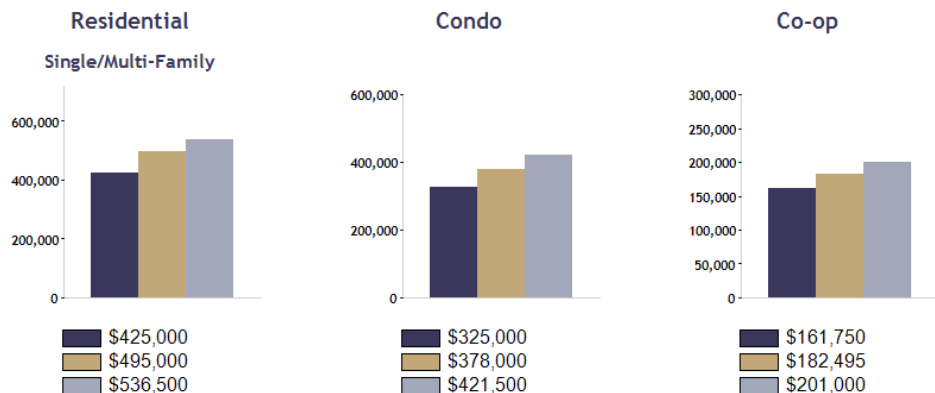
Location: Suffolk (County)

Date Range

Dec 2019	Dec 2020	Dec 2021
----------	----------	----------

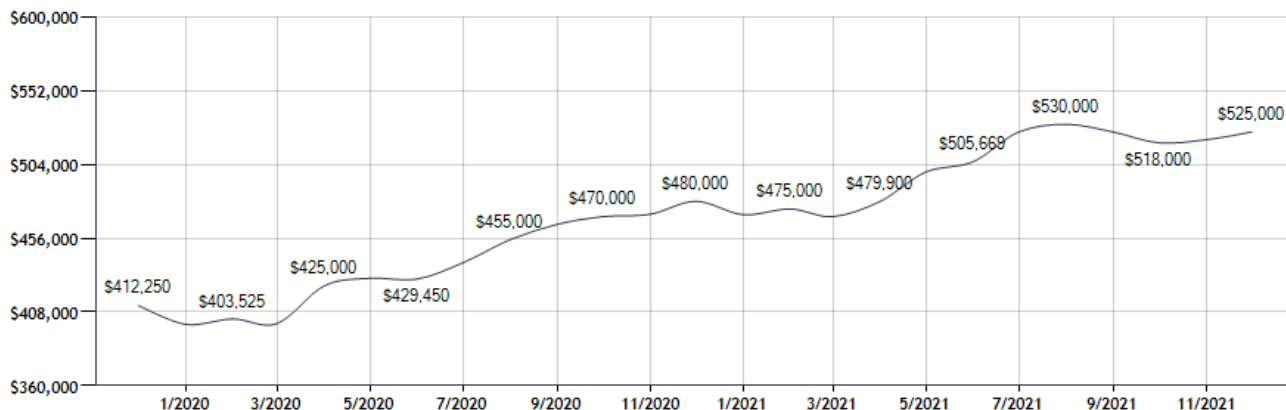
Current Available Inventory - 2,291
 Current Median List Price - \$599,000

Residential, Condo, Co-op Properties



Month	Current Year	Prior Year	% Change
Dec-2021	\$525,000	\$480,000	9.4
Nov-2021	\$520,000	\$471,500	10.3
Oct-2021	\$518,000	\$470,000	10.2
Sep-2021	\$525,000	\$465,000	12.9
Aug-2021	\$530,000	\$455,000	16.5
Jul-2021	\$525,000	\$440,000	19.3
Jun-2021	\$505,669	\$429,450	17.7
May-2021	\$499,000	\$429,950	16.1
Apr-2021	\$479,900	\$425,000	12.9
Mar-2021	\$470,000	\$400,500	17.4
Feb-2021	\$475,000	\$403,525	17.7
Jan-2021	\$471,301	\$400,000	17.8

Sold Property Median Price for: Location: Suffolk (County) (Last 24 Months - Residential, Condo, Co-op Properties)



Note: Information displayed in the data table is compiled by OneKey™ MLS and represents a combined total of Residential, Condo, Co-op Properties sales for the selected time frame. Only available data will be displayed. Please note that small data samples will skew the % of change year to year. This information is intended for marketing purposes only.

Pending Sales Median Price for:

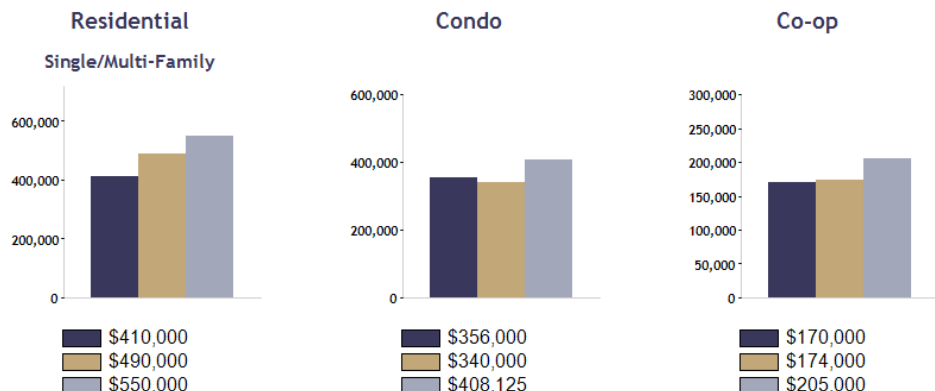
Location: Suffolk (County)

Date Range

Dec 2019	Dec 2020	Dec 2021
----------	----------	----------

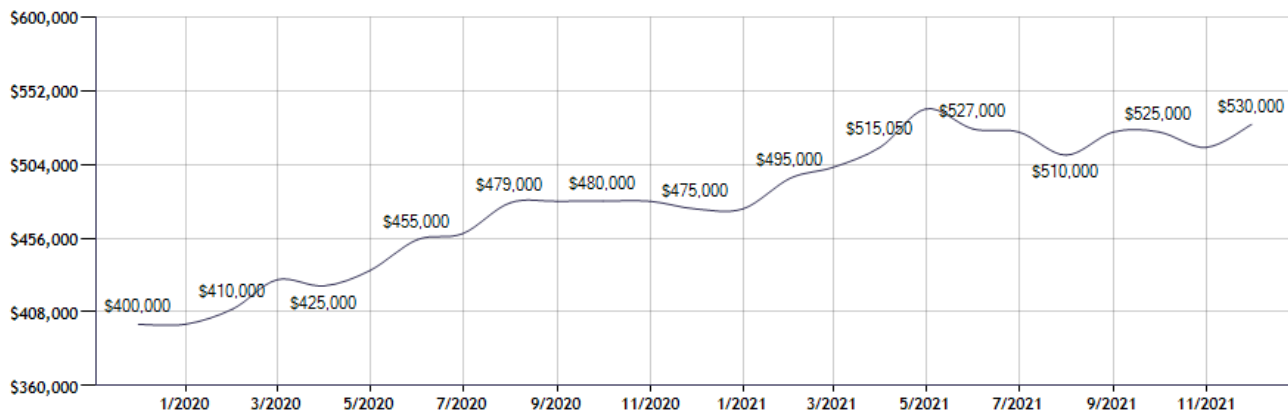
Current Available Inventory - 2,291
 Current Median List Price - \$599,000

Residential, Condo, Co-op Properties



Month	Current Year	Prior Year	% Change
Dec-2021	\$530,000	\$475,000	11.6
Nov-2021	\$515,000	\$480,000	7.3
Oct-2021	\$525,000	\$480,000	9.4
Sep-2021	\$525,000	\$480,000	9.4
Aug-2021	\$510,000	\$479,000	6.5
Jul-2021	\$525,000	\$459,000	14.4
Jun-2021	\$527,000	\$455,000	15.8
May-2021	\$540,000	\$435,000	24.1
Apr-2021	\$515,050	\$425,000	21.2
Mar-2021	\$502,000	\$429,000	17.0
Feb-2021	\$495,000	\$410,000	20.7
Jan-2021	\$475,000	\$400,000	18.8

Pending Sales Median Price for: Location: Suffolk (County) (Last 24 Months - Residential, Condo, Co-op Properties)



Note: Information displayed in the data table is compiled by OneKey™ MLS and represents a combined total of Residential, Condo, Co-op Properties sales for the selected time frame. Only available data will be displayed. Please note that small data samples will skew the % of change year to year. This information is intended for marketing purposes only.

Sold Property Counts for:

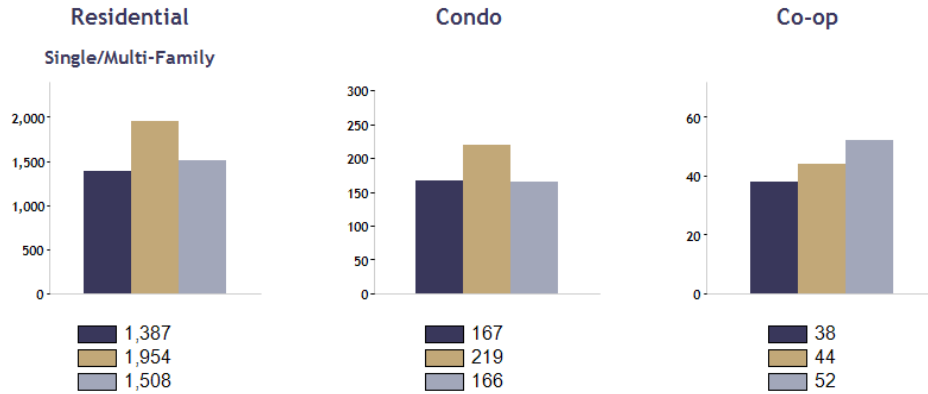
Location: Suffolk (County)

Date Range



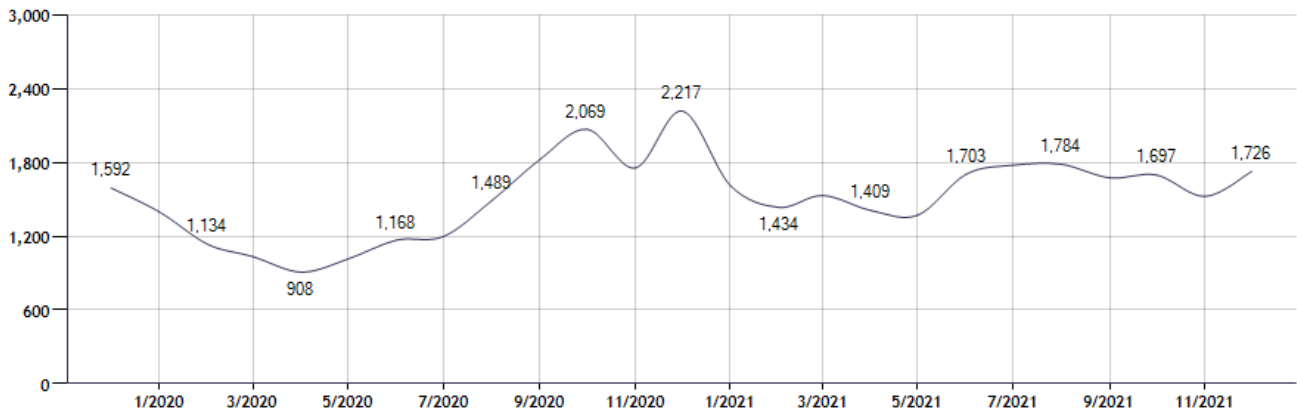
Current Available Inventory - 2,291
 Current Median List Price - \$599,000

Residential, Condo, Co-op Properties



Month	Current Year	Prior Year	% Change
Dec-2021	1,726	2,217	-22.1
Nov-2021	1,523	1,754	-13.2
Oct-2021	1,697	2,069	-18.0
Sep-2021	1,674	1,825	-8.3
Aug-2021	1,784	1,489	19.8
Jul-2021	1,777	1,197	48.5
Jun-2021	1,703	1,168	45.8
May-2021	1,371	1,016	34.9
Apr-2021	1,409	908	55.2
Mar-2021	1,531	1,034	48.1
Feb-2021	1,434	1,134	26.5
Jan-2021	1,610	1,397	15.2

Sold Property Counts for: Location: Suffolk (County) (Last 24 Months - Residential, Condo, Co-op Properties)



Note: Information displayed in the data table is compiled by OneKey™ MLS and represents a combined total of Residential, Condo, Co-op Properties sales for the selected time frame. Only available data will be displayed. Please note that small data samples will skew the % of change year to year. This information is intended for marketing purposes only.

Pending Sales Counts for:

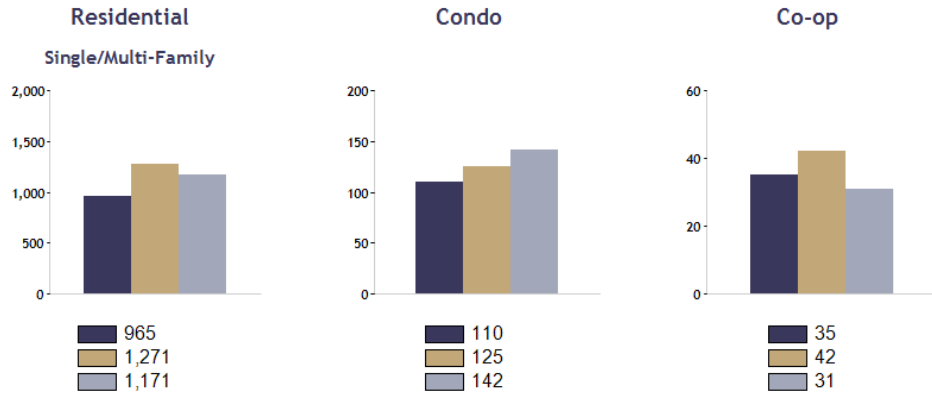
Location: Suffolk (County)

Date Range



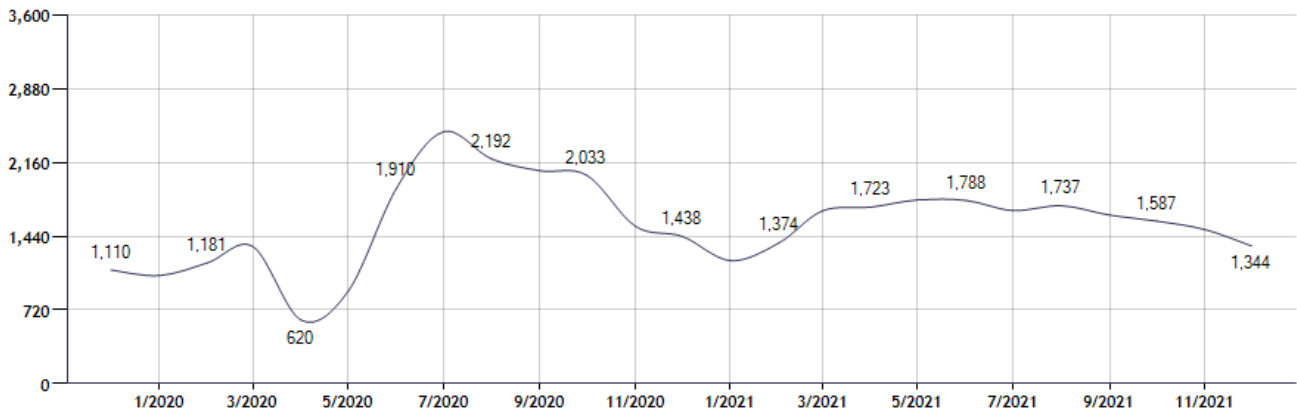
Current Available Inventory - 2,291
 Current Median List Price - \$599,000

Residential, Condo, Co-op Properties



Month	Current Year	Prior Year	% Change
Dec-2021	1,344	1,438	-6.5
Nov-2021	1,505	1,537	-2.1
Oct-2021	1,587	2,033	-21.9
Sep-2021	1,646	2,078	-20.8
Aug-2021	1,737	2,192	-20.8
Jul-2021	1,690	2,458	-31.2
Jun-2021	1,788	1,910	-6.4
May-2021	1,794	904	98.5
Apr-2021	1,723	620	177.9
Mar-2021	1,687	1,338	26.1
Feb-2021	1,374	1,181	16.3
Jan-2021	1,202	1,056	13.8

Pending Sales Counts for: Location: Suffolk (County) (Last 24 Months - Residential, Condo, Co-op Properties)



Note: Information displayed in the data table is compiled by OneKey™ MLS and represents a combined total of Residential, Condo, Co-op Properties sales for the selected time frame. Only available data will be displayed. Please note that small data samples will skew the % of change year to year. This information is intended for marketing purposes only.