



Suffolk County Market Updates

November 2021

Closed Median Sale Price 2
Pending Median Sale Price 3
Number of Closed Monthly Transactions 4
Number of Pending Monthly Transaction 5

Sold Property Median Price for:

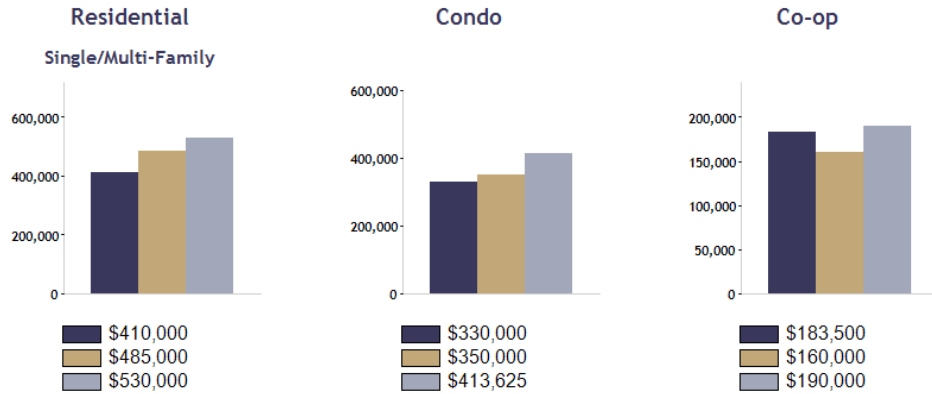
Location: Suffolk (County)

Date Range



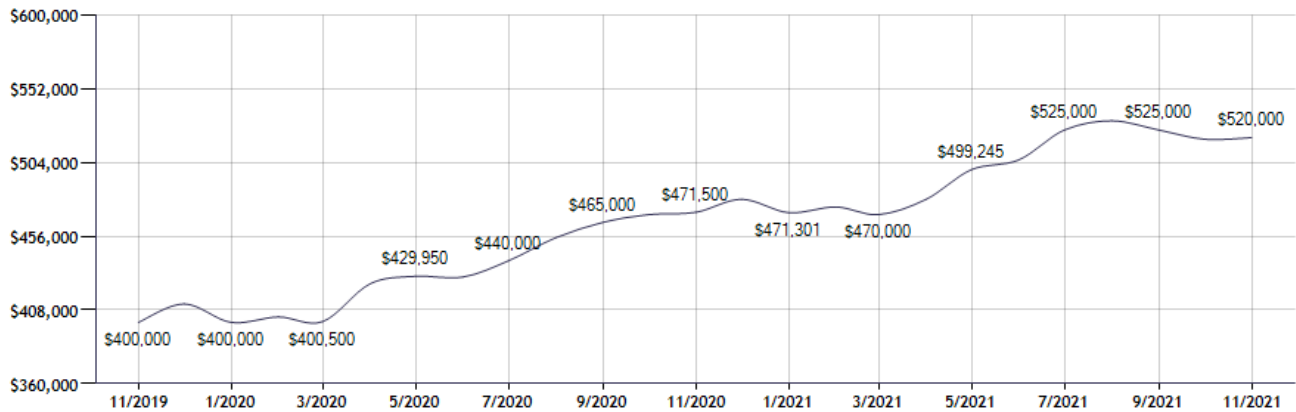
Current Available Inventory - 2,816
 Current Median List Price - \$599,000

Residential, Condo, Co-op Properties



Month	Current Year	Prior Year	% Change
Nov-2021	\$520,000	\$471,500	10.3
Oct-2021	\$519,000	\$470,000	10.4
Sep-2021	\$525,000	\$465,000	12.9
Aug-2021	\$531,000	\$455,000	16.7
Jul-2021	\$525,000	\$440,000	19.3
Jun-2021	\$505,585	\$429,450	17.7
May-2021	\$499,245	\$429,950	16.1
Apr-2021	\$479,900	\$425,000	12.9
Mar-2021	\$470,000	\$400,500	17.4
Feb-2021	\$475,000	\$403,525	17.7
Jan-2021	\$471,301	\$400,000	17.8
Dec-2020	\$480,000	\$412,000	16.5

Sold Property Median Price for: Location: Suffolk (County) (Last 24 Months - Residential, Condo, Co-op Properties)



Note: Information displayed in the data table is compiled by OneKey™ MLS and represents a combined total of Residential, Condo, Co-op Properties sales for the selected time frame. Only available data will be displayed. Please note that small data samples will skew the % of change year to year. This information is intended for marketing purposes only.

Pending Sales Median Price for:

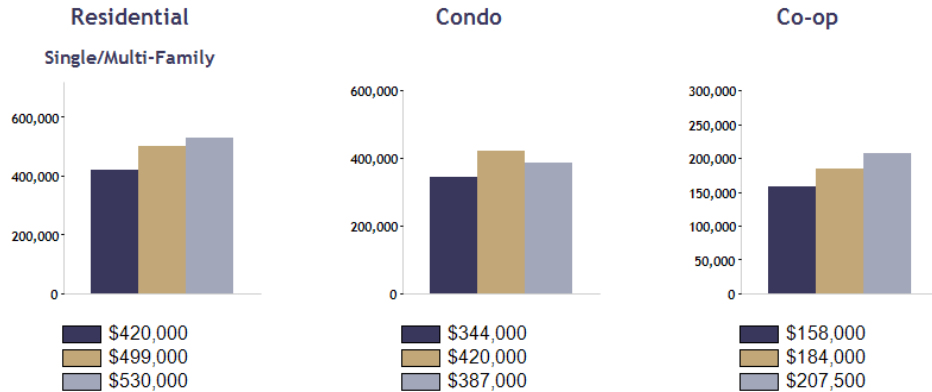
Location: Suffolk (County)

Date Range

Nov 2019	Nov 2020	Nov 2021
----------	----------	----------

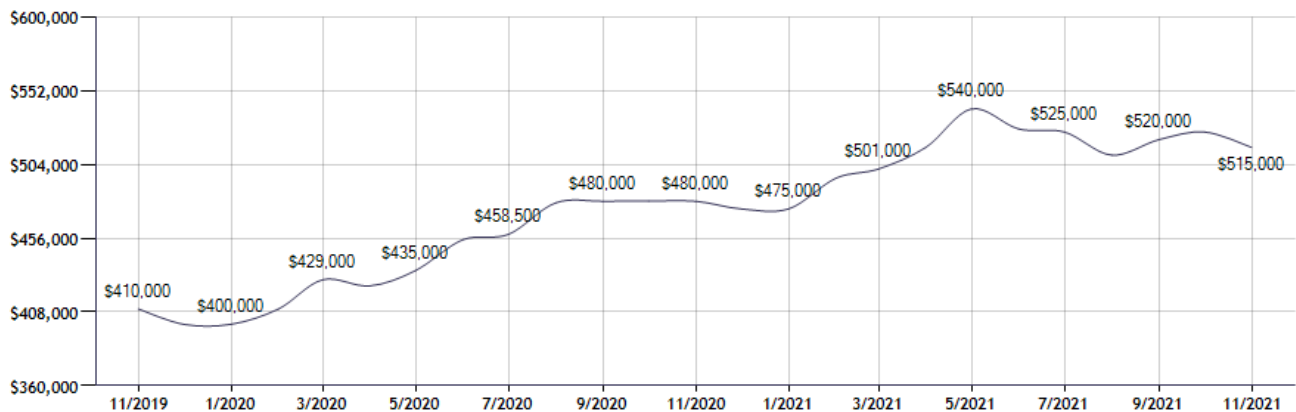
Current Available Inventory - 2,816
 Current Median List Price - \$599,000

Residential, Condo, Co-op Properties



Month	Current Year	Prior Year	% Change
Nov-2021	\$515,000	\$480,000	7.3
Oct-2021	\$525,000	\$480,000	9.4
Sep-2021	\$520,000	\$480,000	8.3
Aug-2021	\$510,000	\$479,000	6.5
Jul-2021	\$525,000	\$458,500	14.5
Jun-2021	\$527,000	\$455,000	15.8
May-2021	\$540,000	\$435,000	24.1
Apr-2021	\$515,000	\$425,000	21.2
Mar-2021	\$501,000	\$429,000	16.8
Feb-2021	\$495,000	\$410,000	20.7
Jan-2021	\$475,000	\$400,000	18.8
Dec-2020	\$475,000	\$400,000	18.8

Pending Sales Median Price for: Location: Suffolk (County) (Last 24 Months - Residential, Condo, Co-op Properties)



Note: Information displayed in the data table is compiled by OneKey™ MLS and represents a combined total of Residential, Condo, Co-op Properties sales for the selected time frame. Only available data will be displayed. Please note that small data samples will skew the % of change year to year. This information is intended for marketing purposes only.

Sold Property Counts for:

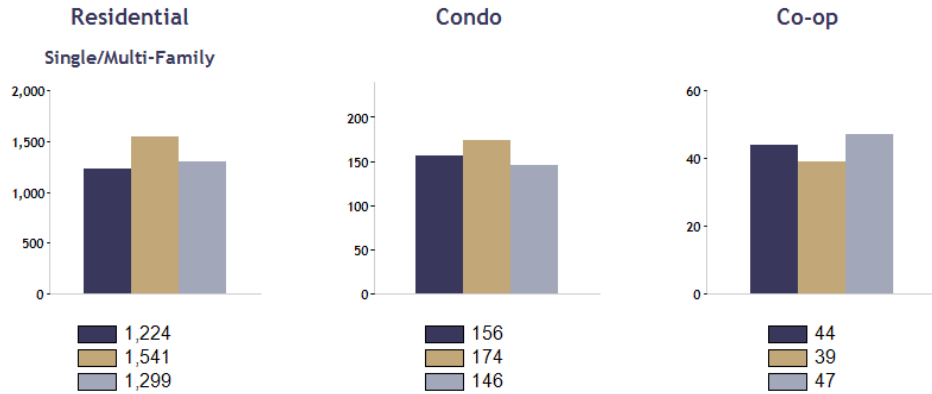
Location: Suffolk (County)

Date Range



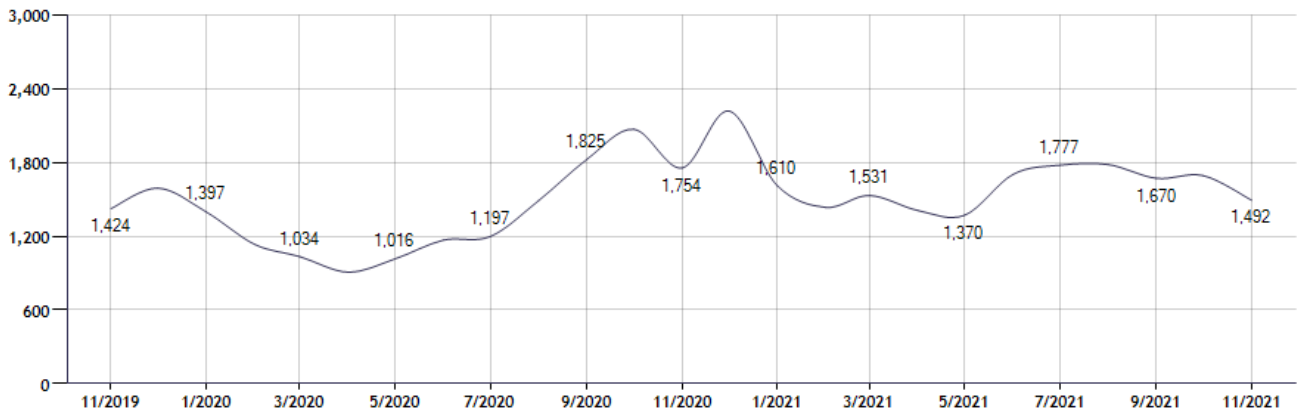
Current Available Inventory - 2,816
 Current Median List Price - \$599,000

Residential, Condo, Co-op Properties



Month	Current Year	Prior Year	% Change
Nov-2021	1,492	1,754	-14.9
Oct-2021	1,692	2,069	-18.2
Sep-2021	1,670	1,825	-8.5
Aug-2021	1,782	1,489	19.7
Jul-2021	1,777	1,197	48.5
Jun-2021	1,702	1,168	45.7
May-2021	1,370	1,016	34.8
Apr-2021	1,409	908	55.2
Mar-2021	1,531	1,034	48.1
Feb-2021	1,434	1,134	26.5
Jan-2021	1,610	1,397	15.2
Dec-2020	2,217	1,591	39.3

Sold Property Counts for: Location: Suffolk (County) (Last 24 Months - Residential, Condo, Co-op Properties)



Note: Information displayed in the data table is compiled by OneKey™ MLS and represents a combined total of Residential, Condo, Co-op Properties sales for the selected time frame. Only available data will be displayed. Please note that small data samples will skew the % of change year to year. This information is intended for marketing purposes only.

Pending Sales Counts for:

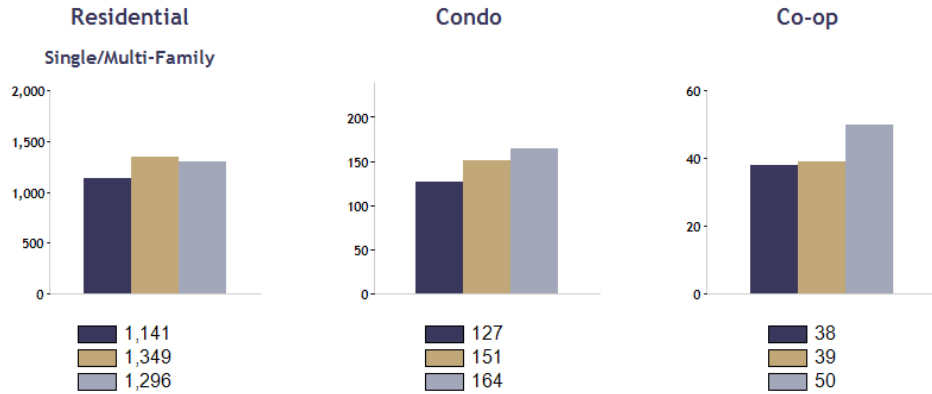
Location: Suffolk (County)

Date Range



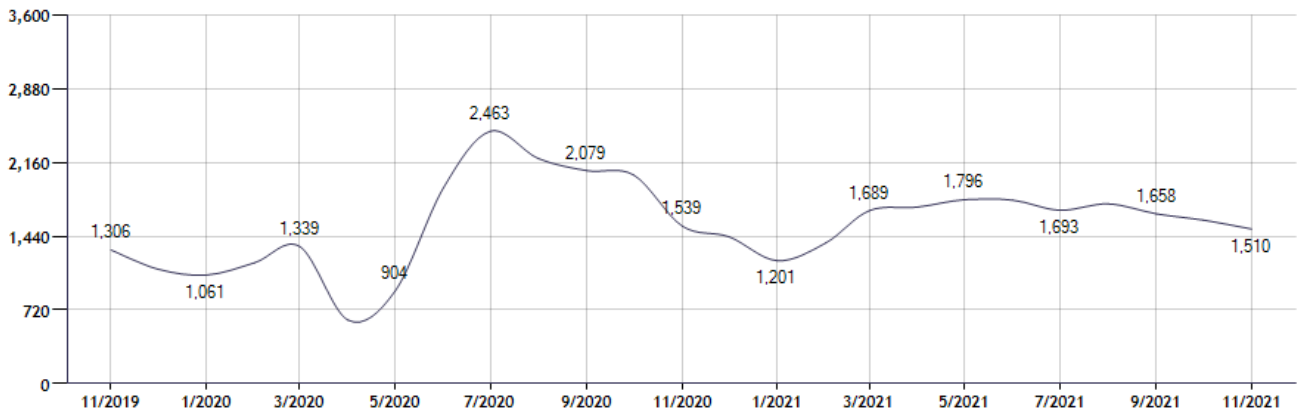
Current Available Inventory - 2,816
 Current Median List Price - \$599,000

Residential, Condo, Co-op Properties



Month	Current Year	Prior Year	% Change
Nov-2021	1,510	1,539	-1.9
Oct-2021	1,597	2,036	-21.6
Sep-2021	1,658	2,079	-20.3
Aug-2021	1,755	2,196	-20.1
Jul-2021	1,693	2,463	-31.3
Jun-2021	1,791	1,910	-6.2
May-2021	1,796	904	98.7
Apr-2021	1,724	621	177.6
Mar-2021	1,689	1,339	26.1
Feb-2021	1,374	1,181	16.3
Jan-2021	1,201	1,061	13.2
Dec-2020	1,434	1,119	28.2

Pending Sales Counts for: Location: Suffolk (County) (Last 24 Months - Residential, Condo, Co-op Properties)



Note: Information displayed in the data table is compiled by OneKey™ MLS and represents a combined total of Residential, Condo, Co-op Properties sales for the selected time frame. Only available data will be displayed. Please note that small data samples will skew the % of change year to year. This information is intended for marketing purposes only.