



Brooklyn Market Updates

November 2021

Closed Median Sale Price 2
Pending Median Sale Price 3
Number of Closed Monthly Transactions 4
Number of Pending Monthly Transaction 5

Sold Property Median Price for:

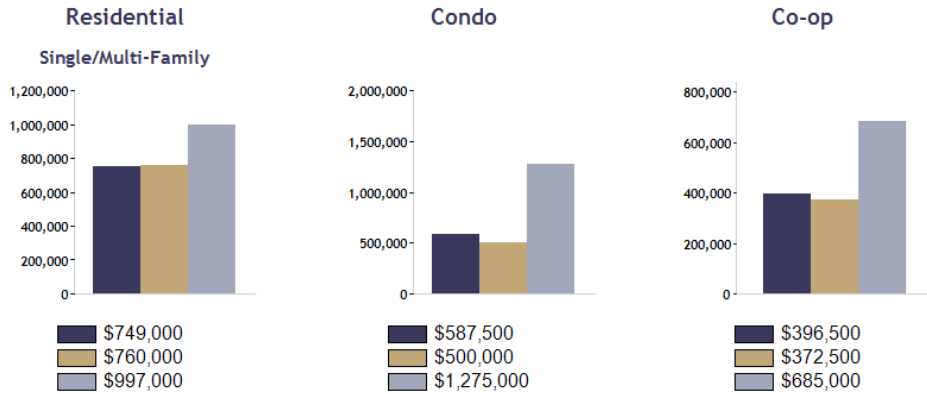
Location: Kings/Brooklyn (County)

Date Range

Nov 2019	Nov 2020	Nov 2021
----------	----------	----------

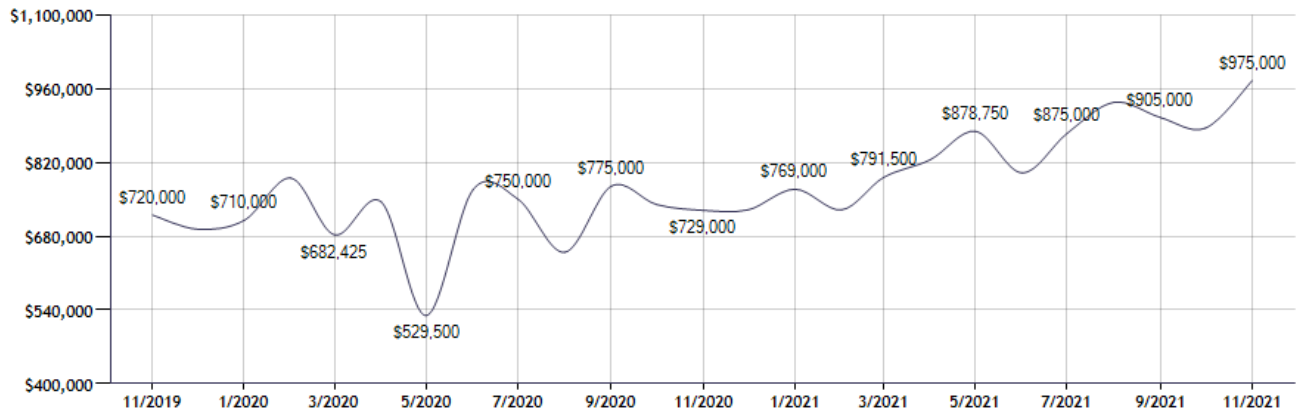
Current Available Inventory - 1,166
 Current Median List Price - \$926,500

Residential, Condo, Co-op Properties



Month	Current Year	Prior Year	% Change
Nov-2021	\$975,000	\$729,000	33.7
Oct-2021	\$885,000	\$740,000	19.6
Sep-2021	\$905,000	\$775,000	16.8
Aug-2021	\$933,750	\$649,500	43.8
Jul-2021	\$875,000	\$750,000	16.7
Jun-2021	\$800,000	\$768,000	4.2
May-2021	\$878,750	\$529,500	66.0
Apr-2021	\$825,000	\$745,000	10.7
Mar-2021	\$791,500	\$682,425	16.0
Feb-2021	\$730,000	\$790,000	-7.6
Jan-2021	\$769,000	\$710,000	8.3
Dec-2020	\$730,000	\$693,250	5.3

Sold Property Median Price for: Location: Kings/Brooklyn (County) (Last 24 Months - Residential, Condo, Co-op Properties)



Note: Information displayed in the data table is compiled by OneKey™ MLS and represents a combined total of Residential, Condo, Co-op Properties sales for the selected time frame. Only available data will be displayed. Please note that small data samples will skew the % of change year to year. This information is intended for marketing purposes only.

Pending Sales Median Price for:

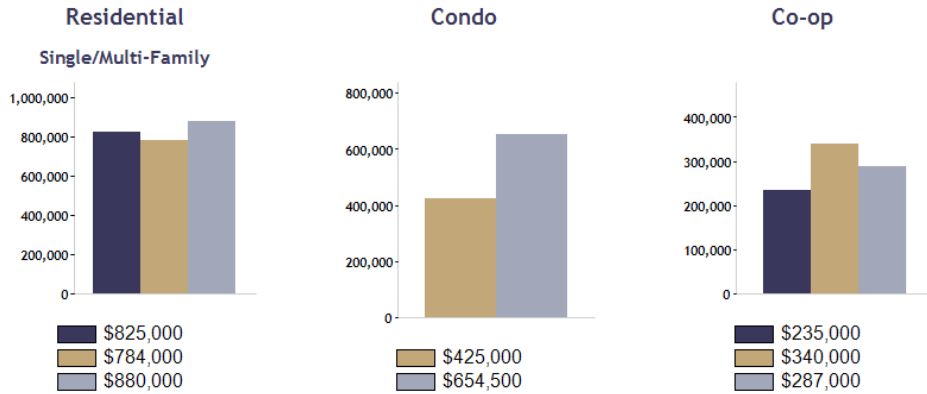
Location: Kings/Brooklyn (County)

Date Range

Nov 2019	Nov 2020	Nov 2021
----------	----------	----------

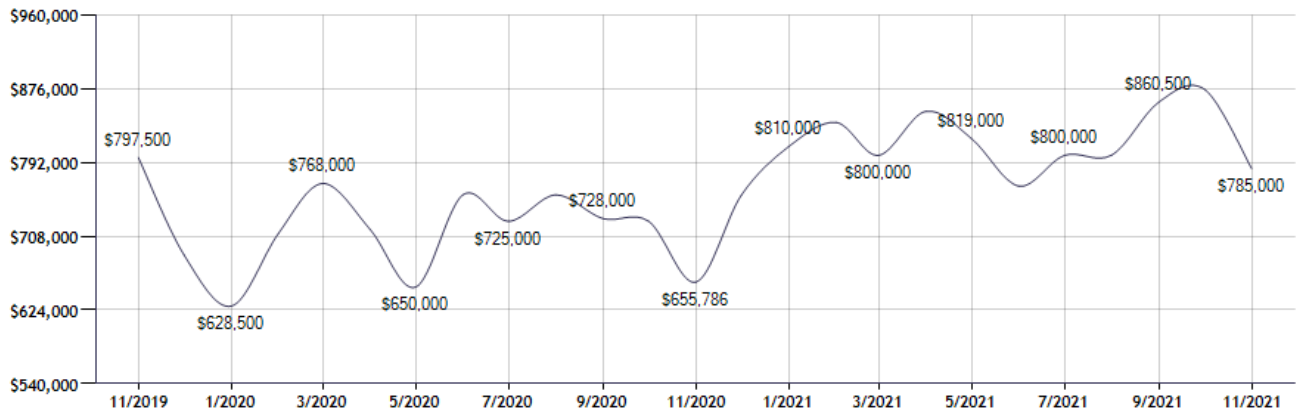
Current Available Inventory - 1,166
 Current Median List Price - \$926,500

Residential, Condo, Co-op Properties



Month	Current Year	Prior Year	% Change
Nov-2021	\$785,000	\$655,786	19.7
Oct-2021	\$875,000	\$725,000	20.7
Sep-2021	\$860,500	\$728,000	18.2
Aug-2021	\$800,000	\$755,000	6.0
Jul-2021	\$800,000	\$725,000	10.3
Jun-2021	\$765,000	\$755,000	1.3
May-2021	\$819,000	\$650,000	26.0
Apr-2021	\$850,000	\$716,000	18.7
Mar-2021	\$800,000	\$768,000	4.2
Feb-2021	\$837,500	\$711,250	17.8
Jan-2021	\$810,000	\$628,500	28.9
Dec-2020	\$755,000	\$686,500	10.0

Pending Sales Median Price for: Location: Kings/Brooklyn (County) (Last 24 Months - Residential, Condo, Co-op Properties)



Note: Information displayed in the data table is compiled by OneKey™ MLS and represents a combined total of Residential, Condo, Co-op Properties sales for the selected time frame. Only available data will be displayed. Please note that small data samples will skew the % of change year to year. This information is intended for marketing purposes only.

Sold Property Counts for:

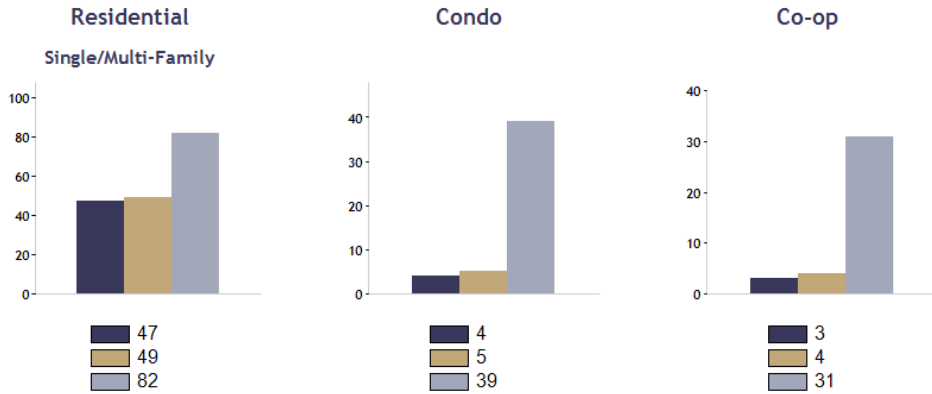
Location: Kings/Brooklyn (County)

Date Range



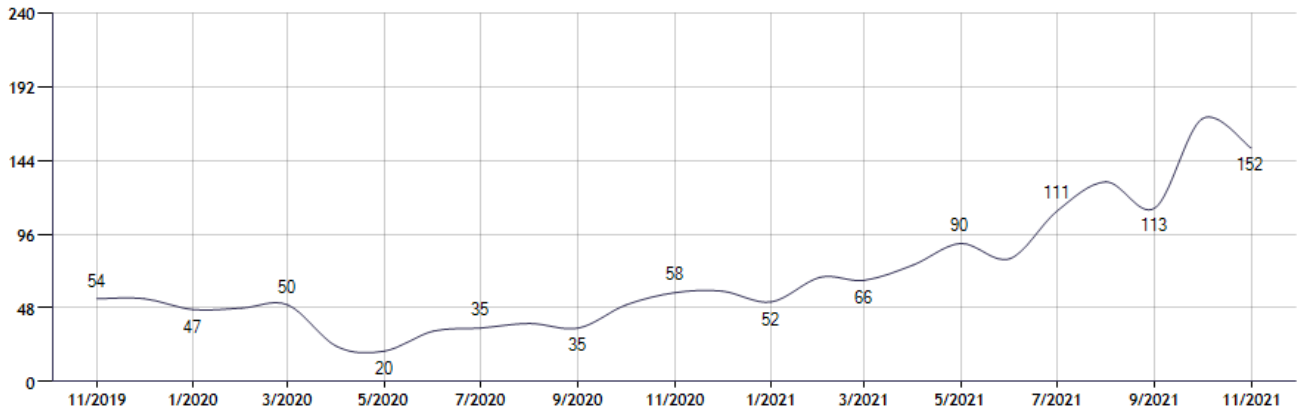
Current Available Inventory - 1,166
 Current Median List Price - \$926,500

Residential, Condo, Co-op Properties



Month	Current Year	Prior Year	% Change
Nov-2021	152	58	162.1
Oct-2021	171	50	242.0
Sep-2021	113	35	222.9
Aug-2021	130	38	242.1
Jul-2021	111	35	217.1
Jun-2021	80	33	142.4
May-2021	90	20	350.0
Apr-2021	76	23	230.4
Mar-2021	66	50	32.0
Feb-2021	68	48	41.7
Jan-2021	52	47	10.6
Dec-2020	59	54	9.3

Sold Property Counts for: Location: Kings/Brooklyn (County) (Last 24 Months - Residential, Condo, Co-op Properties)



Note: Information displayed in the data table is compiled by OneKey™ MLS and represents a combined total of Residential, Condo, Co-op Properties sales for the selected time frame. Only available data will be displayed. Please note that small data samples will skew the % of change year to year. This information is intended for marketing purposes only.

Pending Sales Counts for:

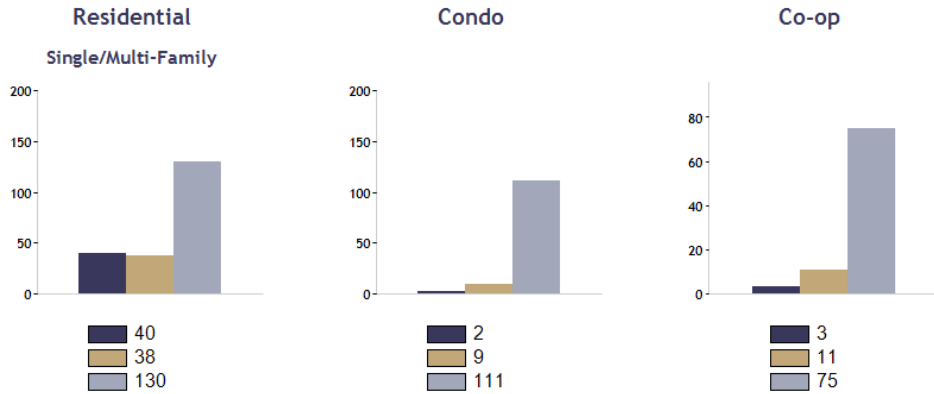
Location: Kings/Brooklyn (County)

Date Range



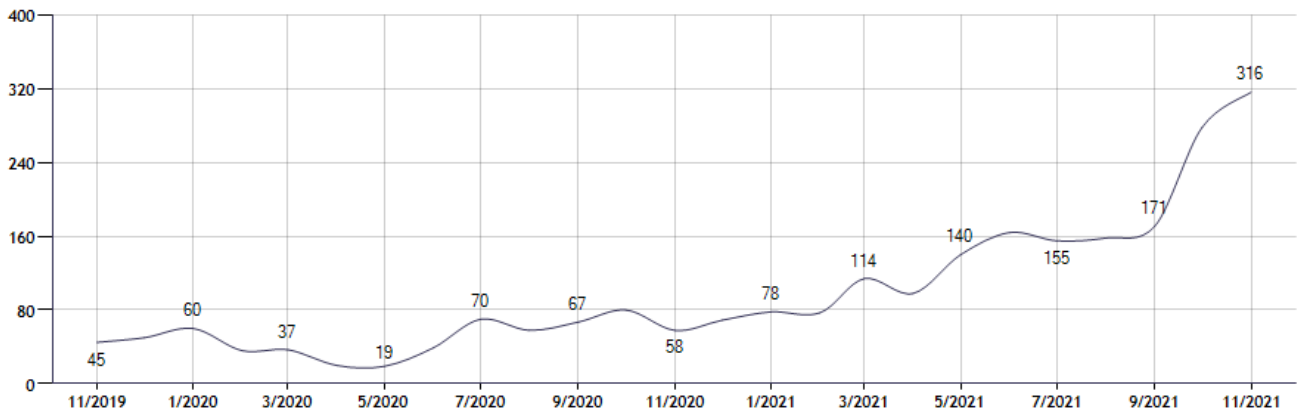
Current Available Inventory - 1,166
Current Median List Price - \$926,500

Residential, Condo, Co-op Properties



Month	Current Year	Prior Year	% Change
Nov-2021	316	58	444.8
Oct-2021	278	80	247.5
Sep-2021	171	67	155.2
Aug-2021	158	58	172.4
Jul-2021	155	70	121.4
Jun-2021	164	39	320.5
May-2021	140	19	636.8
Apr-2021	98	20	390.0
Mar-2021	114	37	208.1
Feb-2021	77	36	113.9
Jan-2021	78	60	30.0
Dec-2020	69	50	38.0

Pending Sales Counts for: Location: Kings/Brooklyn (County) (Last 24 Months - Residential, Condo, Co-op Properties)



Note: Information displayed in the data table is compiled by OneKey™ MLS and represents a combined total of Residential, Condo, Co-op Properties sales for the selected time frame. Only available data will be displayed. Please note that small data samples will skew the % of change year to year. This information is intended for marketing purposes only.