



Ulster County Market Updates

October 2021

Closed Median Home Price 2
Closed Median Transactions 3
Contracted Transactions 4

*Note that Condo Sales reflected in the bar graphs include listings with HOA fees.

Sold Property Median Price for:

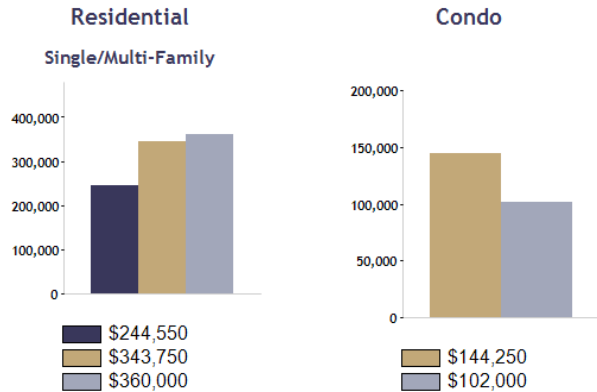
Location: Ulster (County)

Date Range

Oct 2019	Oct 2020	Oct 2021
----------	----------	----------

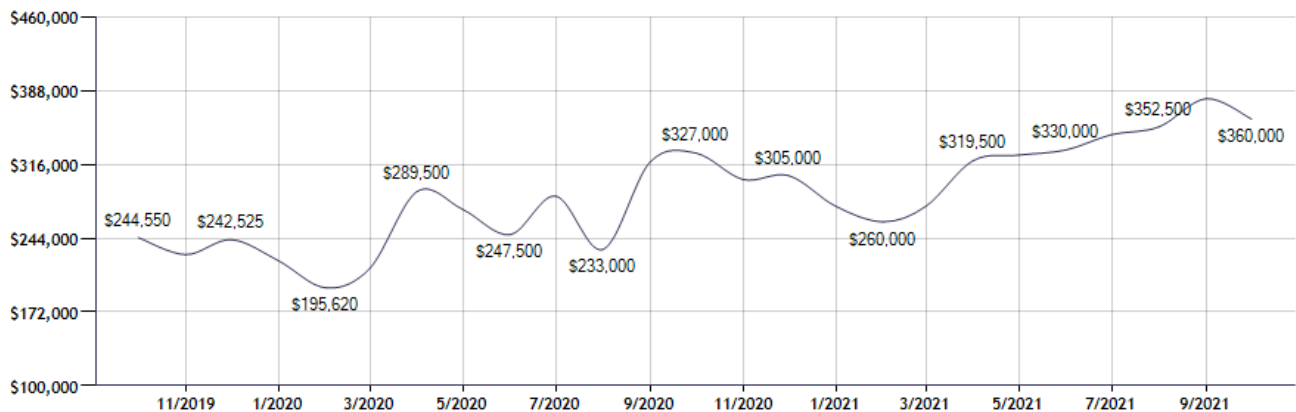
Current Available Inventory - 315
 Current Median List Price - \$399,999

Residential, Condo, Co-op Properties



Month	Current Year	Prior Year	% Change
Oct-2021	\$360,000	\$327,000	10.1
Sep-2021	\$380,000	\$318,250	19.4
Aug-2021	\$352,500	\$233,000	51.3
Jul-2021	\$344,950	\$285,000	21.0
Jun-2021	\$330,000	\$247,500	33.3
May-2021	\$325,000	\$272,000	19.5
Apr-2021	\$319,500	\$289,500	10.4
Mar-2021	\$275,000	\$214,725	28.1
Feb-2021	\$260,000	\$195,620	32.9
Jan-2021	\$275,000	\$222,000	23.9
Dec-2020	\$305,000	\$242,525	25.8
Nov-2020	\$301,250	\$228,000	32.1

Sold Property Median Price for: Location: Ulster (County) (Last 24 Months - Residential, Condo, Co-op Properties)



Note: Information displayed in the data table is compiled by OneKey™ MLS and represents a combined total of Residential, Condo, Co-op Properties sales for the selected time frame. Only available data will be displayed. Please note that small data samples will skew the % of change year to year. This information is intended for marketing purposes only.

Sold Property Counts for:

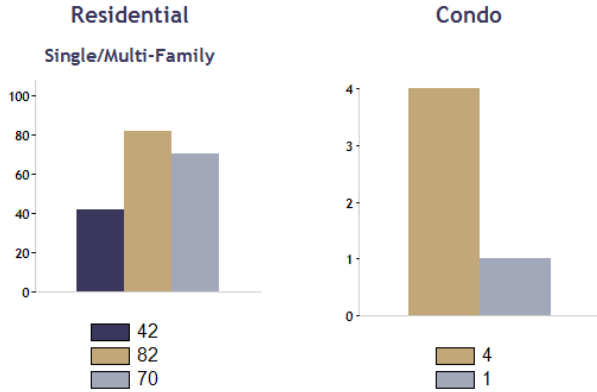
Location: Ulster (County)

Date Range



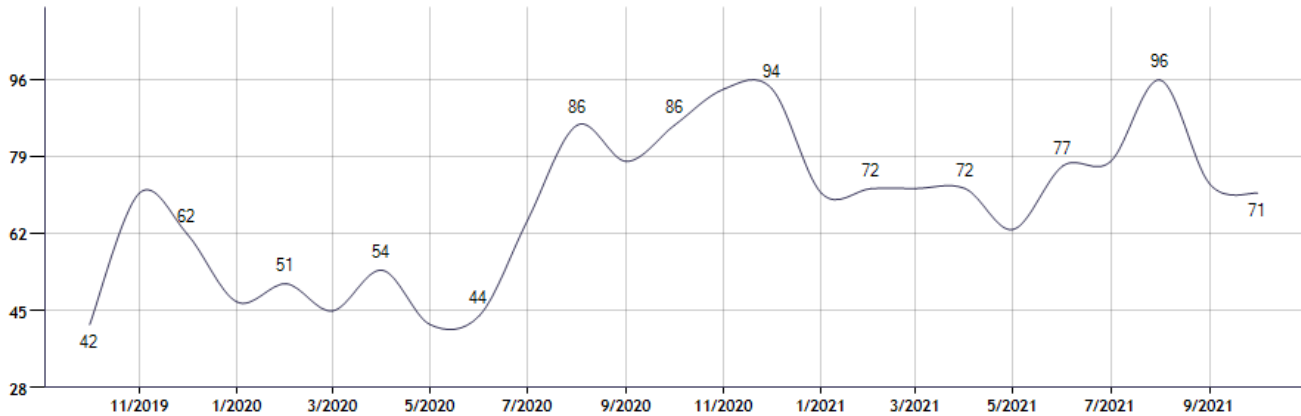
Current Available Inventory - 315
 Current Median List Price - \$399,999

Residential, Condo, Co-op Properties



Month	Current Year	Prior Year	% Change
Oct-2021	71	86	-17.4
Sep-2021	73	78	-6.4
Aug-2021	96	86	11.6
Jul-2021	78	65	20.0
Jun-2021	77	44	75.0
May-2021	63	42	50.0
Apr-2021	72	54	33.3
Mar-2021	72	45	60.0
Feb-2021	72	51	41.2
Jan-2021	71	47	51.1
Dec-2020	94	62	51.6
Nov-2020	94	71	32.4

Sold Property Counts for: Location: Ulster (County) (Last 24 Months - Residential, Condo, Co-op Properties)



Note: Information displayed in the data table is compiled by OneKey™ MLS and represents a combined total of Residential, Condo, Co-op Properties sales for the selected time frame. Only available data will be displayed. Please note that small data samples will skew the % of change year to year. This information is intended for marketing purposes only.

Pending Sales Counts for:

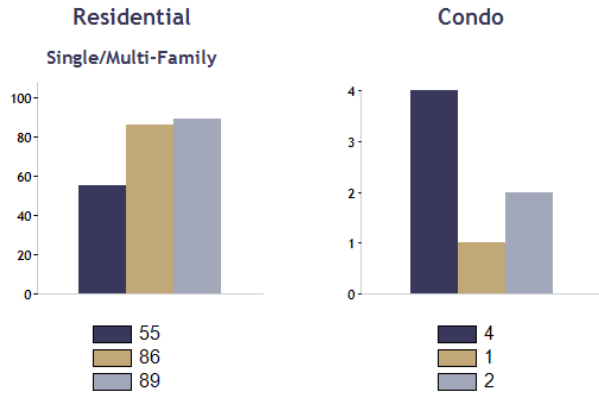
Location: Ulster (County)

Date Range



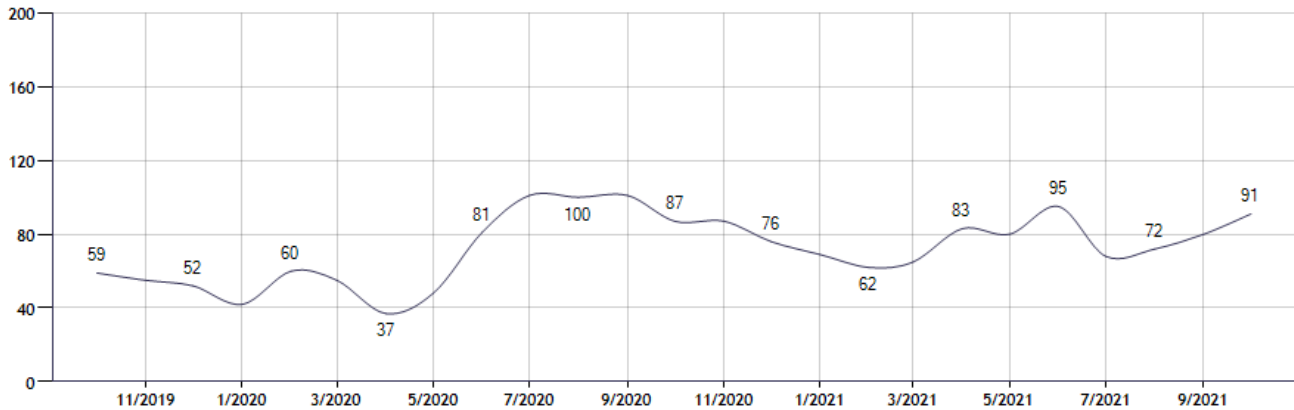
Current Available Inventory - 316
 Current Median List Price - \$399,999

Residential, Condo, Co-op Properties



Month	Current Year	Prior Year	% Change
Oct-2021	91	87	4.6
Sep-2021	80	101	-20.8
Aug-2021	72	100	-28.0
Jul-2021	68	101	-32.7
Jun-2021	95	81	17.3
May-2021	80	48	66.7
Apr-2021	83	37	124.3
Mar-2021	65	55	18.2
Feb-2021	62	60	3.3
Jan-2021	69	42	64.3
Dec-2020	76	52	46.2
Nov-2020	87	55	58.2

Pending Sales Counts for: Location: Ulster (County) (Last 24 Months - Residential, Condo, Co-op Properties)



Note: Information displayed in the data table is compiled by OneKey™ MLS and represents a combined total of Residential, Condo, Co-op Properties sales for the selected time frame. Only available data will be displayed. Please note that small data samples will skew the % of change year to year. This information is intended for marketing purposes only.