



Suffolk County Market Updates

October 2021

Closed Median Sale Price 2
Pending Median Sale Price 3
Number of Closed Monthly Transactions 4
Number of Pending Monthly Transaction 5

Sold Property Median Price for:

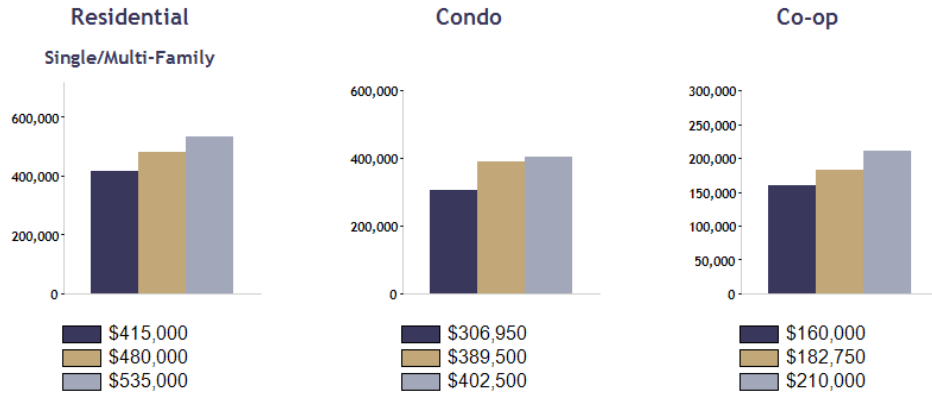
Location: Suffolk (County)

Date Range



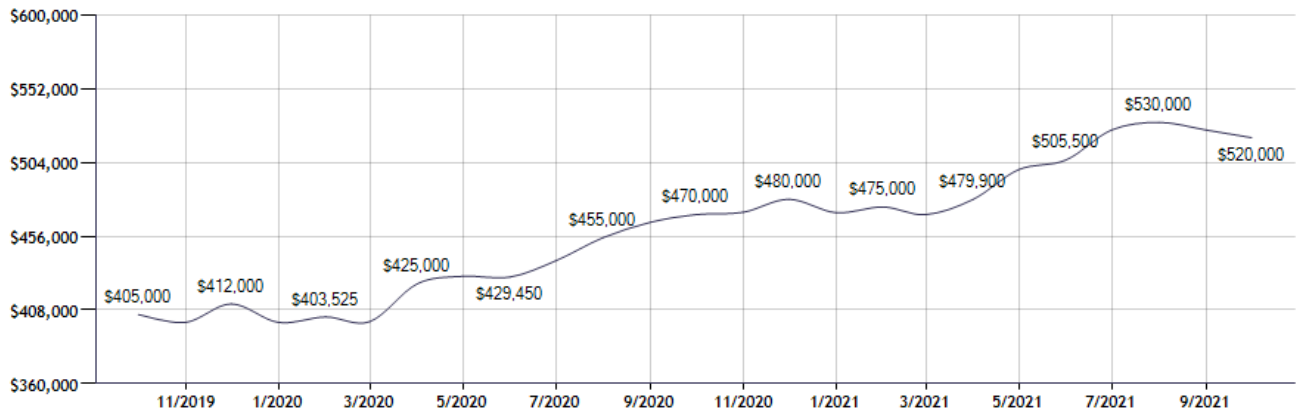
Current Available Inventory - 3,310
 Current Median List Price - \$599,000

Residential, Condo, Co-op Properties



Month	Current Year	Prior Year	% Change
Oct-2021	\$520,000	\$470,000	10.6
Sep-2021	\$525,000	\$465,000	12.9
Aug-2021	\$530,000	\$455,000	16.5
Jul-2021	\$525,000	\$440,000	19.3
Jun-2021	\$505,500	\$429,450	17.7
May-2021	\$499,245	\$429,950	16.1
Apr-2021	\$479,900	\$425,000	12.9
Mar-2021	\$470,000	\$400,500	17.4
Feb-2021	\$475,000	\$403,525	17.7
Jan-2021	\$471,301	\$400,000	17.8
Dec-2020	\$480,000	\$412,000	16.5
Nov-2020	\$471,500	\$400,000	17.9

Sold Property Median Price for: Location: Suffolk (County) (Last 24 Months - Residential, Condo, Co-op Properties)



Note: Information displayed in the data table is compiled by OneKey™ MLS and represents a combined total of Residential, Condo, Co-op Properties sales for the selected time frame. Only available data will be displayed. Please note that small data samples will skew the % of change year to year. This information is intended for marketing purposes only.

Pending Sales Median Price for:

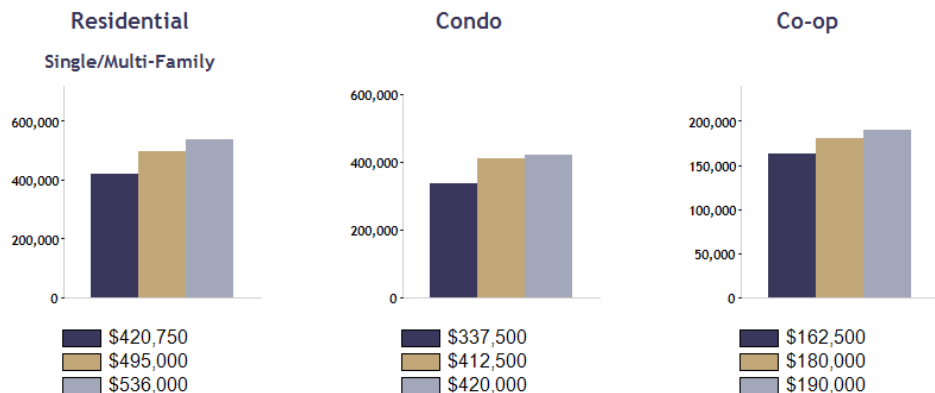
Location: Suffolk (County)

Date Range

Oct 2019	Oct 2020	Oct 2021
----------	----------	----------

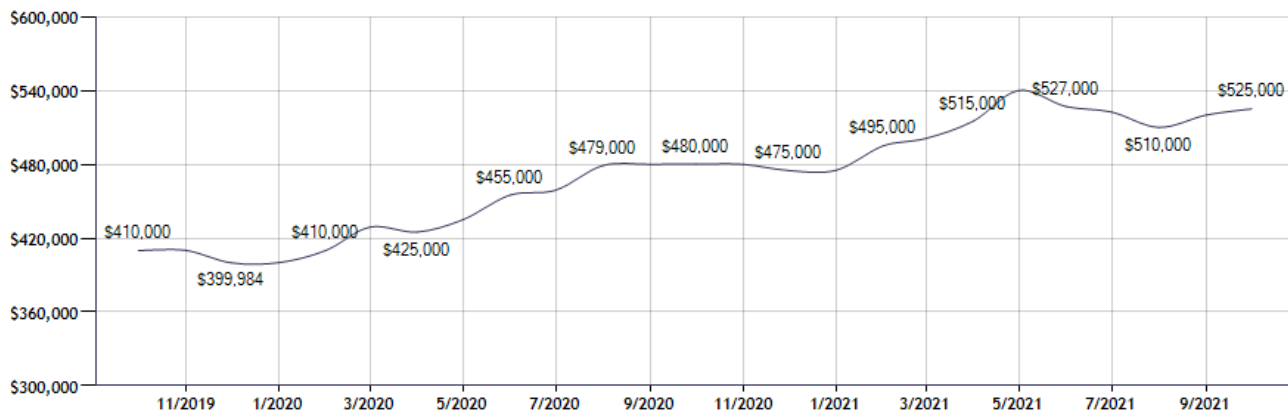
Current Available Inventory - 3,310
 Current Median List Price - \$599,000

Residential, Condo, Co-op Properties



Month	Current Year	Prior Year	% Change
Oct-2021	\$525,000	\$480,000	9.4
Sep-2021	\$520,000	\$480,000	8.3
Aug-2021	\$510,000	\$479,000	6.5
Jul-2021	\$522,500	\$459,000	13.8
Jun-2021	\$527,000	\$455,000	15.8
May-2021	\$540,000	\$435,000	24.1
Apr-2021	\$515,000	\$425,000	21.2
Mar-2021	\$501,000	\$429,000	16.8
Feb-2021	\$495,000	\$410,000	20.7
Jan-2021	\$475,000	\$400,000	18.8
Dec-2020	\$475,000	\$399,984	18.8
Nov-2020	\$480,000	\$410,000	17.1

Pending Sales Median Price for: Location: Suffolk (County) (Last 24 Months - Residential, Condo, Co-op Properties)



Note: Information displayed in the data table is compiled by OneKey™ MLS and represents a combined total of Residential, Condo, Co-op Properties sales for the selected time frame. Only available data will be displayed. Please note that small data samples will skew the % of change year to year. This information is intended for marketing purposes only.

Sold Property Counts for:

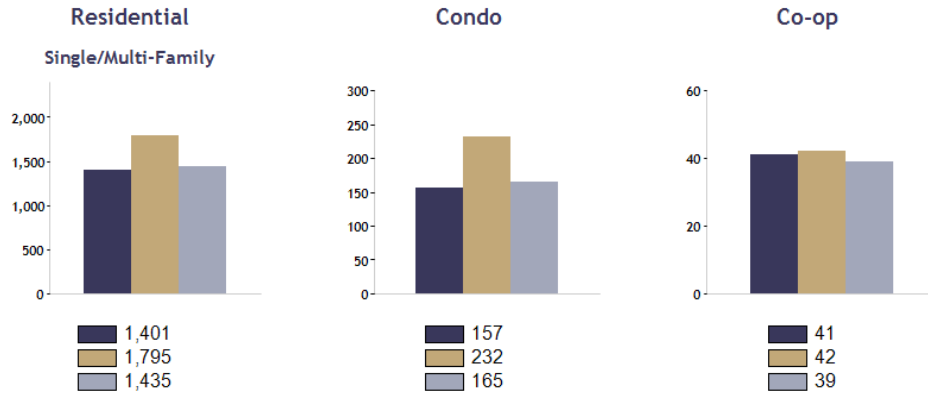
Location: Suffolk (County)

Date Range



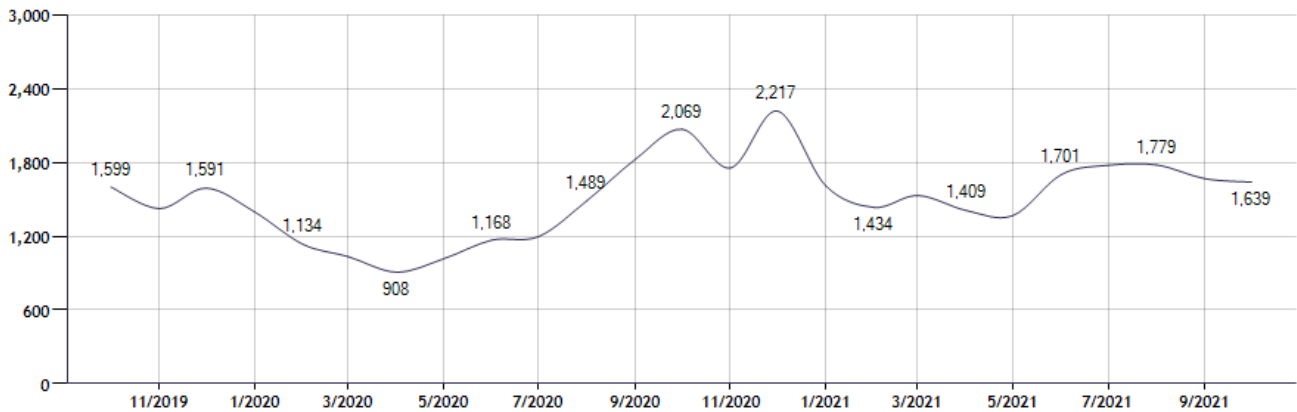
Current Available Inventory - 3,310
 Current Median List Price - \$599,000

Residential, Condo, Co-op Properties



Month	Current Year	Prior Year	% Change
Oct-2021	1,639	2,069	-20.8
Sep-2021	1,667	1,825	-8.7
Aug-2021	1,779	1,489	19.5
Jul-2021	1,776	1,197	48.4
Jun-2021	1,701	1,168	45.6
May-2021	1,368	1,016	34.6
Apr-2021	1,409	908	55.2
Mar-2021	1,531	1,034	48.1
Feb-2021	1,434	1,134	26.5
Jan-2021	1,610	1,397	15.2
Dec-2020	2,217	1,591	39.3
Nov-2020	1,754	1,424	23.2

Sold Property Counts for: Location: Suffolk (County) (Last 24 Months - Residential, Condo, Co-op Properties)



Note: Information displayed in the data table is compiled by OneKey™ MLS and represents a combined total of Residential, Condo, Co-op Properties sales for the selected time frame. Only available data will be displayed. Please note that small data samples will skew the % of change year to year. This information is intended for marketing purposes only.

Pending Sales Counts for:

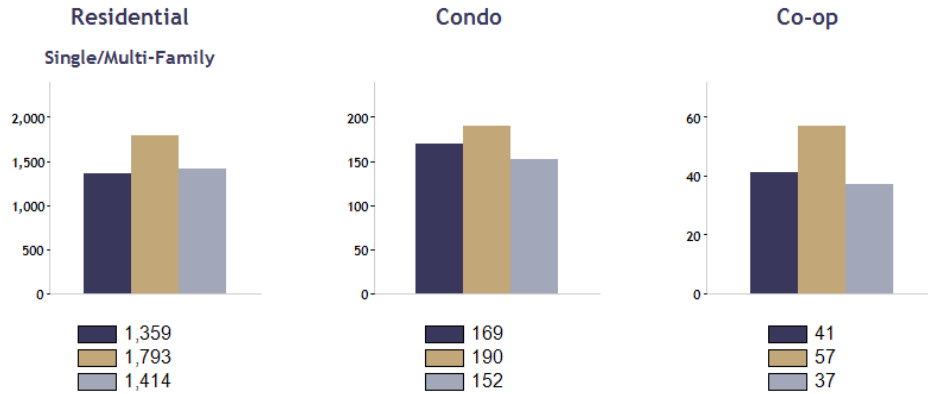
Location: Suffolk (County)

Date Range



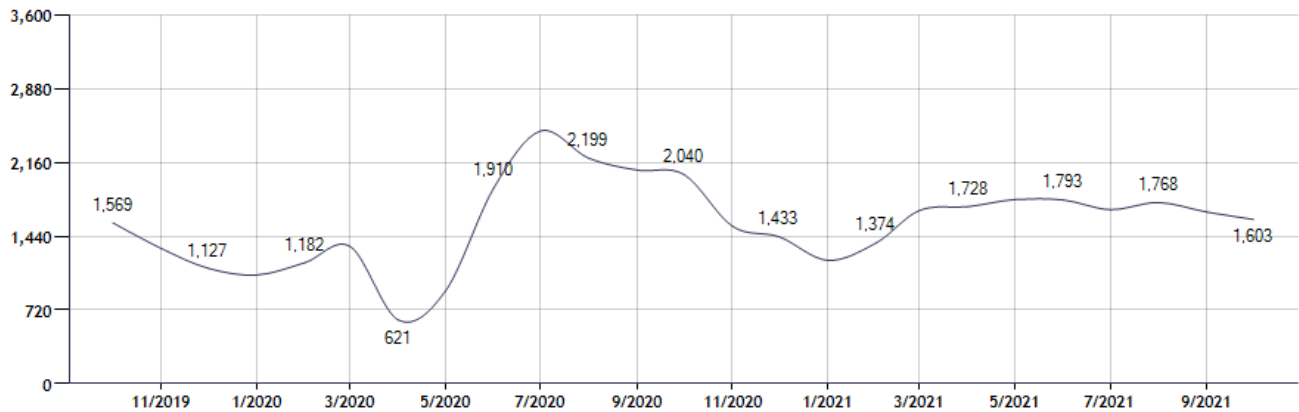
Current Available Inventory - 3,310
Current Median List Price - \$599,000

Residential, Condo, Co-op Properties



Month	Current Year	Prior Year	% Change
Oct-2021	1,603	2,040	-21.4
Sep-2021	1,676	2,084	-19.6
Aug-2021	1,768	2,199	-19.6
Jul-2021	1,699	2,466	-31.1
Jun-2021	1,793	1,910	-6.1
May-2021	1,797	904	98.8
Apr-2021	1,728	621	178.3
Mar-2021	1,692	1,339	26.4
Feb-2021	1,374	1,182	16.2
Jan-2021	1,205	1,062	13.5
Dec-2020	1,433	1,127	27.2
Nov-2020	1,537	1,320	16.4

Pending Sales Counts for: Location: Suffolk (County) (Last 24 Months - Residential, Condo, Co-op Properties)



Note: Information displayed in the data table is compiled by OneKey™ MLS and represents a combined total of Residential, Condo, Co-op Properties sales for the selected time frame. Only available data will be displayed. Please note that small data samples will skew the % of change year to year. This information is intended for marketing purposes only.