



Nassau County Market Updates

October 2021

Closed Median Sale Price 2
Pending Median Sale Price 3
Number of Closed Monthly Transactions 4
Number of Pending Monthly Transaction 5

Sold Property Median Price for:

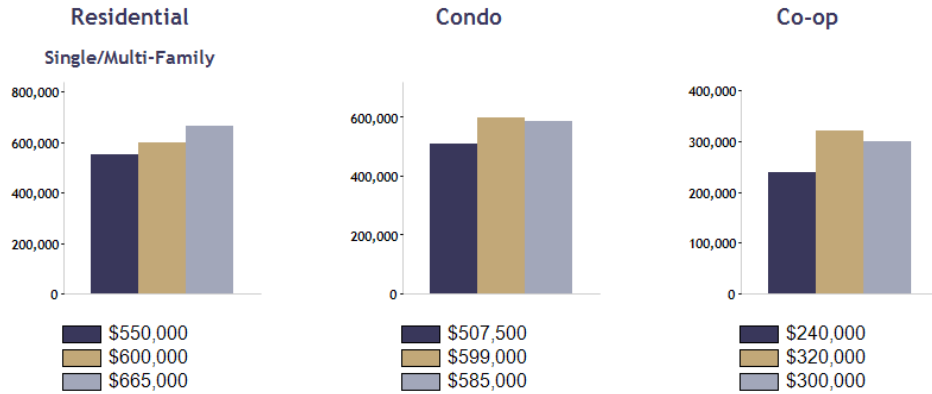
Location: Nassau (County)

Date Range

Oct 2019	Oct 2020	Oct 2021
----------	----------	----------

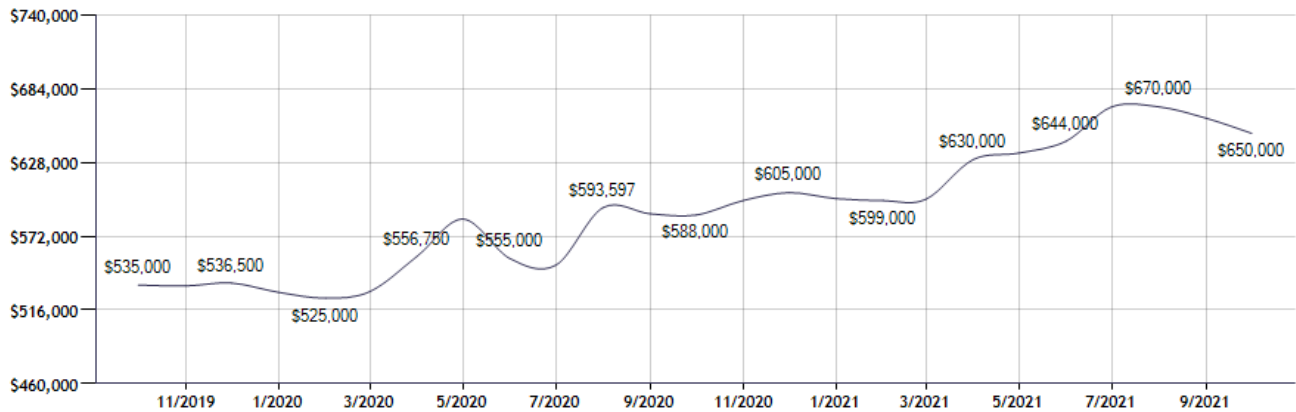
Current Available Inventory - 3,142
 Current Median List Price - \$732,500

Residential, Condo, Co-op Properties



Month	Current Year	Prior Year	% Change
Oct-2021	\$650,000	\$588,000	10.5
Sep-2021	\$661,500	\$589,000	12.3
Aug-2021	\$670,000	\$593,597	12.9
Jul-2021	\$670,000	\$550,000	21.8
Jun-2021	\$644,000	\$555,000	16.0
May-2021	\$635,000	\$585,000	8.5
Apr-2021	\$630,000	\$556,750	13.2
Mar-2021	\$600,000	\$530,000	13.2
Feb-2021	\$599,000	\$525,000	14.1
Jan-2021	\$600,500	\$529,500	13.4
Dec-2020	\$605,000	\$536,500	12.8
Nov-2020	\$599,000	\$534,300	12.1

Sold Property Median Price for: Location: Nassau (County) (Last 24 Months - Residential, Condo, Co-op Properties)



Note: Information displayed in the data table is compiled by OneKey™ MLS and represents a combined total of Residential, Condo, Co-op Properties sales for the selected time frame. Only available data will be displayed. Please note that small data samples will skew the % of change year to year. This information is intended for marketing purposes only.

Pending Sales Median Price for:

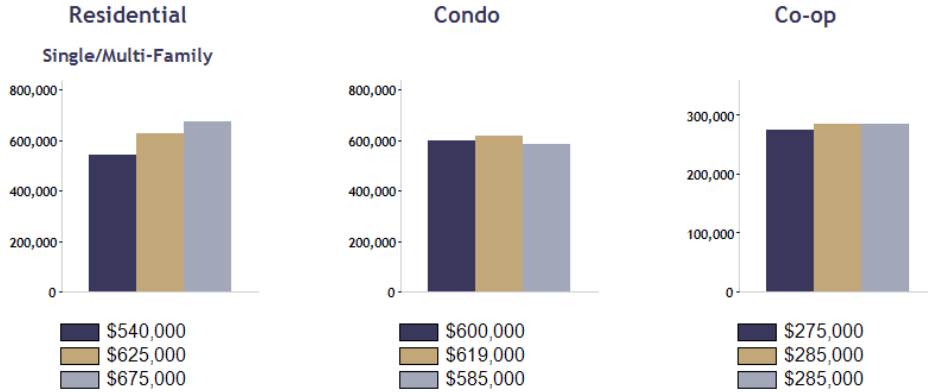
Location: Nassau (County)

Date Range



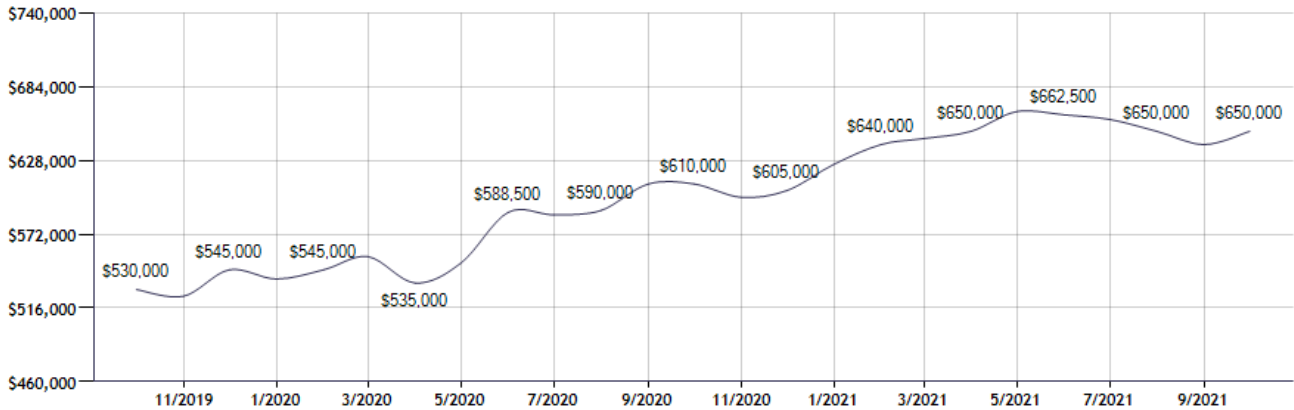
Current Available Inventory - 3,142
Current Median List Price - \$732,500

Residential, Condo, Co-op Properties



Month	Current Year	Prior Year	% Change
Oct-2021	\$650,000	\$610,000	6.6
Sep-2021	\$640,000	\$610,000	4.9
Aug-2021	\$650,000	\$590,000	10.2
Jul-2021	\$659,000	\$586,650	12.3
Jun-2021	\$662,500	\$588,500	12.6
May-2021	\$665,000	\$550,000	20.9
Apr-2021	\$650,000	\$535,000	21.5
Mar-2021	\$644,500	\$555,000	16.1
Feb-2021	\$640,000	\$545,000	17.4
Jan-2021	\$625,000	\$538,000	16.2
Dec-2020	\$605,000	\$545,000	11.0
Nov-2020	\$600,000	\$525,000	14.3

Pending Sales Median Price for: Location: Nassau (County) (Last 24 Months - Residential, Condo, Co-op Properties)



Note: Information displayed in the data table is compiled by OneKey™ MLS and represents a combined total of Residential, Condo, Co-op Properties sales for the selected time frame. Only available data will be displayed. Please note that small data samples will skew the % of change year to year. This information is intended for marketing purposes only.

Sold Property Counts for:

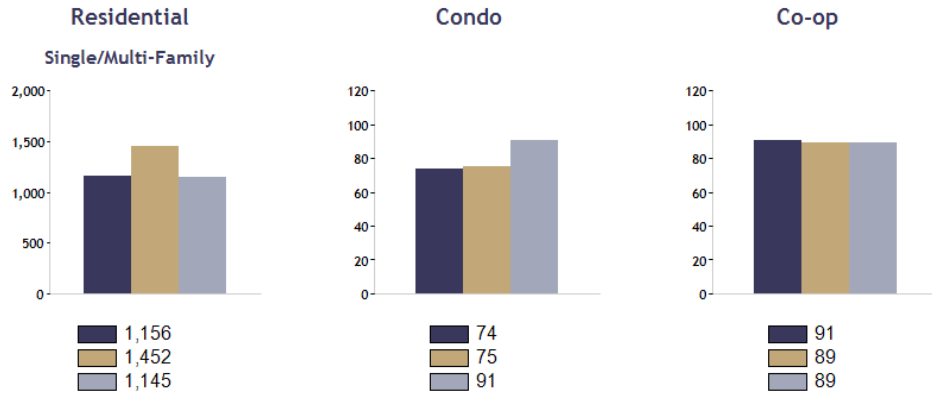
Location: Nassau (County)

Date Range



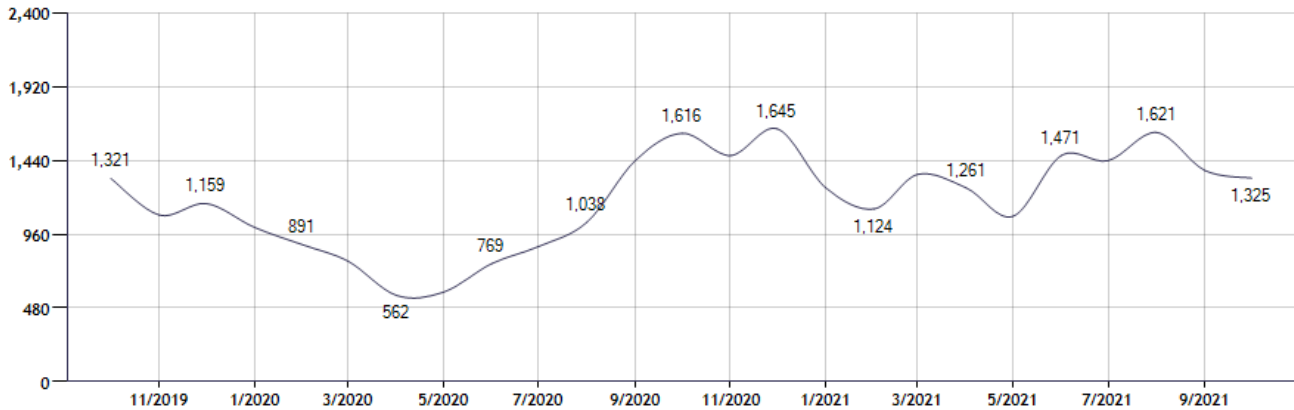
Current Available Inventory - 3,142
 Current Median List Price - \$732,500

Residential, Condo, Co-op Properties



Month	Current Year	Prior Year	% Change
Oct-2021	1,325	1,616	-18.0
Sep-2021	1,374	1,439	-4.5
Aug-2021	1,621	1,038	56.2
Jul-2021	1,438	880	63.4
Jun-2021	1,471	769	91.3
May-2021	1,076	583	84.6
Apr-2021	1,261	562	124.4
Mar-2021	1,349	784	72.1
Feb-2021	1,124	891	26.2
Jan-2021	1,262	1,004	25.7
Dec-2020	1,645	1,159	41.9
Nov-2020	1,471	1,084	35.7

Sold Property Counts for: Location: Nassau (County) (Last 24 Months - Residential, Condo, Co-op Properties)



Note: Information displayed in the data table is compiled by OneKey™ MLS and represents a combined total of Residential, Condo, Co-op Properties sales for the selected time frame. Only available data will be displayed. Please note that small data samples will skew the % of change year to year. This information is intended for marketing purposes only.

Pending Sales Counts for:

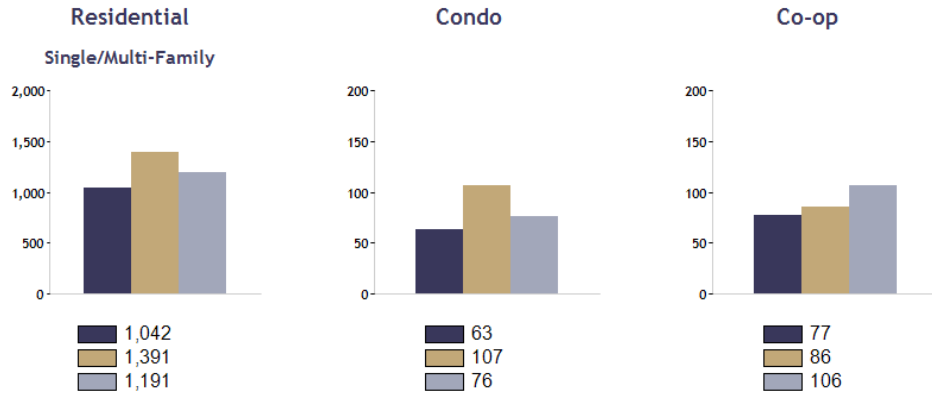
Location: Nassau (County)

Date Range



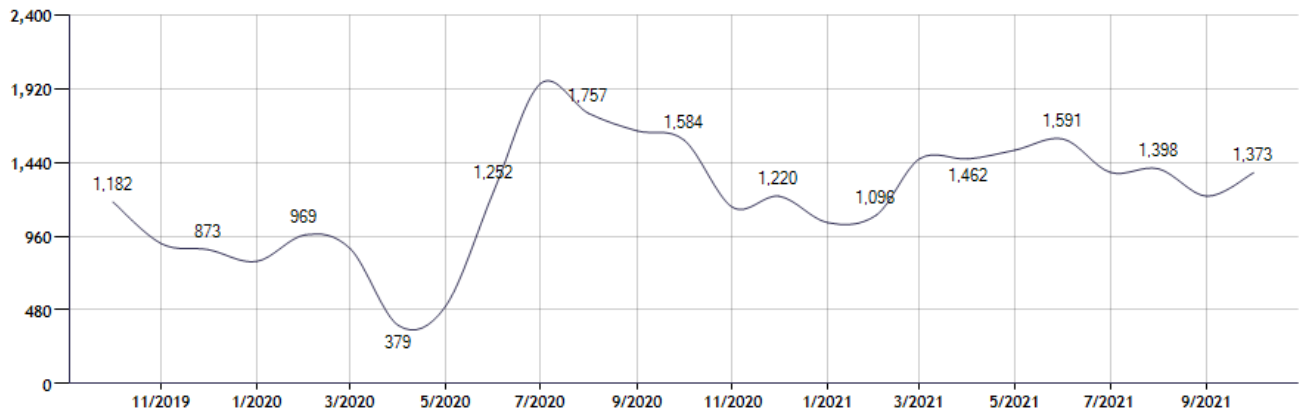
Current Available Inventory - 3,142
 Current Median List Price - \$732,500

Residential, Condo, Co-op Properties



Month	Current Year	Prior Year	% Change
Oct-2021	1,373	1,584	-13.3
Sep-2021	1,220	1,644	-25.8
Aug-2021	1,398	1,757	-20.4
Jul-2021	1,375	1,952	-29.6
Jun-2021	1,591	1,252	27.1
May-2021	1,519	503	202.0
Apr-2021	1,462	379	285.8
Mar-2021	1,464	879	66.6
Feb-2021	1,096	969	13.1
Jan-2021	1,048	796	31.7
Dec-2020	1,220	873	39.7
Nov-2020	1,148	911	26.0

Pending Sales Counts for: Location: Nassau (County) (Last 24 Months - Residential, Condo, Co-op Properties)



Note: Information displayed in the data table is compiled by OneKey™ MLS and represents a combined total of Residential, Condo, Co-op Properties sales for the selected time frame. Only available data will be displayed. Please note that small data samples will skew the % of change year to year. This information is intended for marketing purposes only.