



Brooklyn Market Updates

September 2021

Closed Median Sale Price 2
Pending Median Sale Price 3
Number of Closed Monthly Transactions 4
Number of Pending Monthly Transaction 5

Sold Property Median Price for:

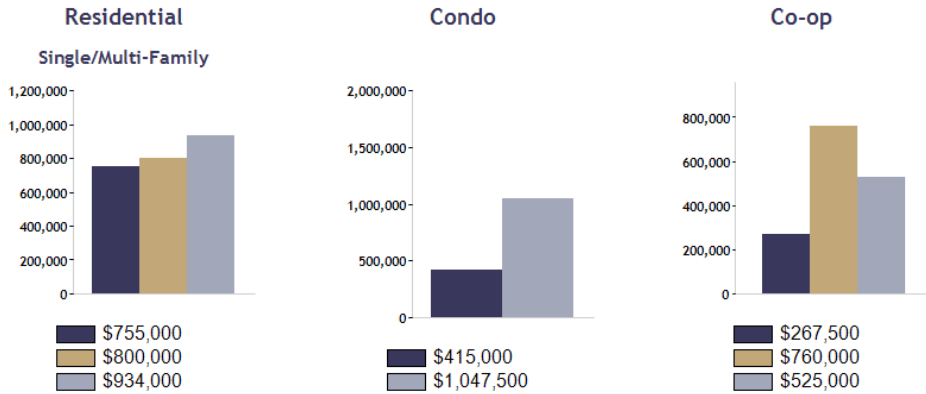
Location: Kings/Brooklyn (County)

Date Range

Sep 2019	Sep 2020	Sep 2021
----------	----------	----------

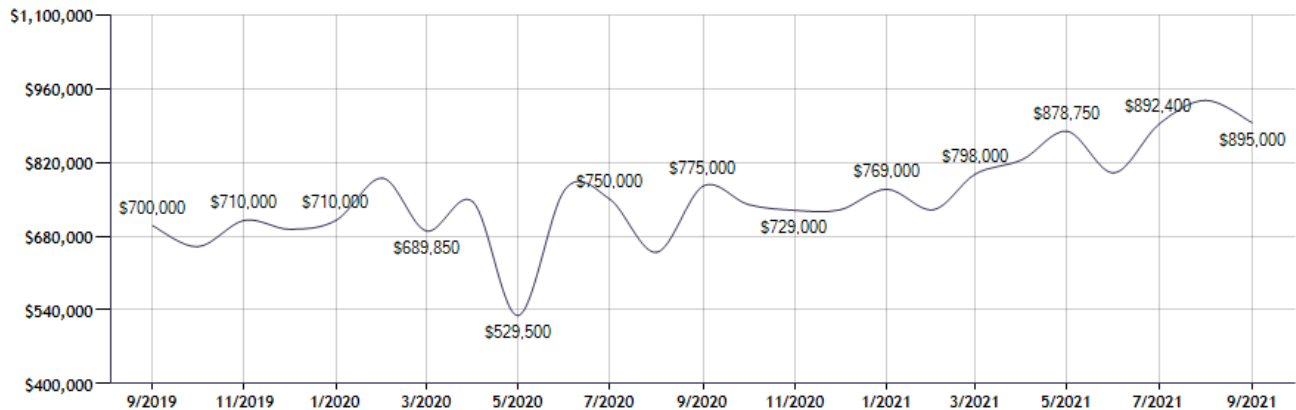
Current Available Inventory - 1,399
 Current Median List Price - \$950,000

Residential, Condo, Co-op Properties



Month	Current Year	Prior Year	% Change
Sep-2021	\$895,000	\$775,000	15.5
Aug-2021	\$937,500	\$649,500	44.3
Jul-2021	\$892,400	\$750,000	19.0
Jun-2021	\$800,000	\$768,000	4.2
May-2021	\$878,750	\$529,500	66.0
Apr-2021	\$825,000	\$745,000	10.7
Mar-2021	\$798,000	\$689,850	15.7
Feb-2021	\$730,000	\$790,000	-7.6
Jan-2021	\$769,000	\$710,000	8.3
Dec-2020	\$730,000	\$693,250	5.3
Nov-2020	\$729,000	\$710,000	2.7
Oct-2020	\$740,000	\$660,000	12.1

Sold Property Median Price for: Location: Kings/Brooklyn (County) (Last 24 Months - Residential, Condo, Co-op Properties)



Note: Information displayed in the data table is compiled by OneKey™ MLS and represents a combined total of Residential, Condo, Co-op Properties sales for the selected time frame. Only available data will be displayed. Please note that small data samples will skew the % of change year to year. This information is intended for marketing purposes only.

Pending Sales Median Price for:

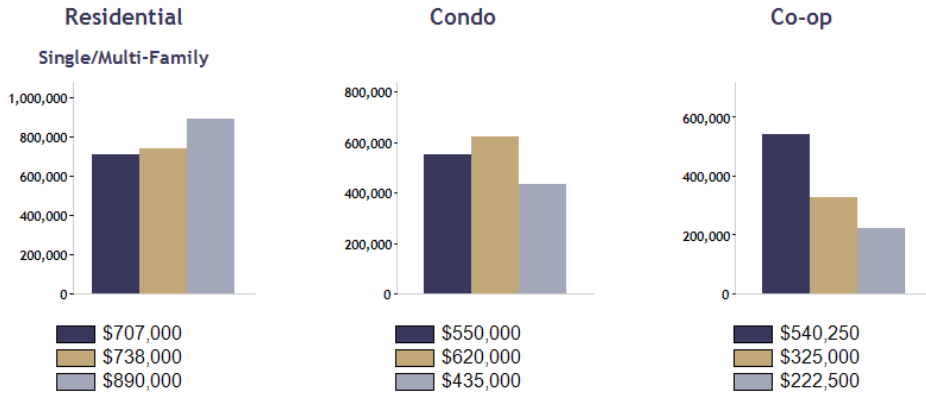
Location: Kings/Brooklyn (County)

Date Range

Sep 2019	Sep 2020	Sep 2021
----------	----------	----------

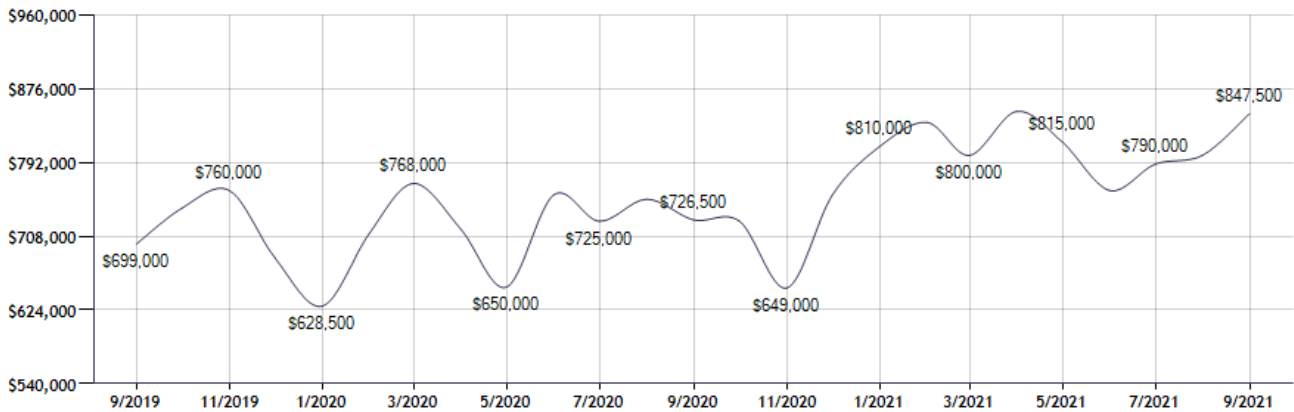
Current Available Inventory - 1,399
 Current Median List Price - \$950,000

Residential, Condo, Co-op Properties



Month	Current Year	Prior Year	% Change
Sep-2021	\$847,500	\$726,500	16.7
Aug-2021	\$800,000	\$750,000	6.7
Jul-2021	\$790,000	\$725,000	9.0
Jun-2021	\$760,000	\$755,000	0.7
May-2021	\$815,000	\$650,000	25.4
Apr-2021	\$850,000	\$716,000	18.7
Mar-2021	\$800,000	\$768,000	4.2
Feb-2021	\$837,500	\$711,250	17.8
Jan-2021	\$810,000	\$628,500	28.9
Dec-2020	\$755,000	\$683,250	10.5
Nov-2020	\$649,000	\$760,000	-14.6
Oct-2020	\$725,000	\$740,000	-2.0

Pending Sales Median Price for: Location: Kings/Brooklyn (County) (Last 24 Months - Residential, Condo, Co-op Properties)



Note: Information displayed in the data table is compiled by OneKey™ MLS and represents a combined total of Residential, Condo, Co-op Properties sales for the selected time frame. Only available data will be displayed. Please note that small data samples will skew the % of change year to year. This information is intended for marketing purposes only.

Sold Property Counts for:

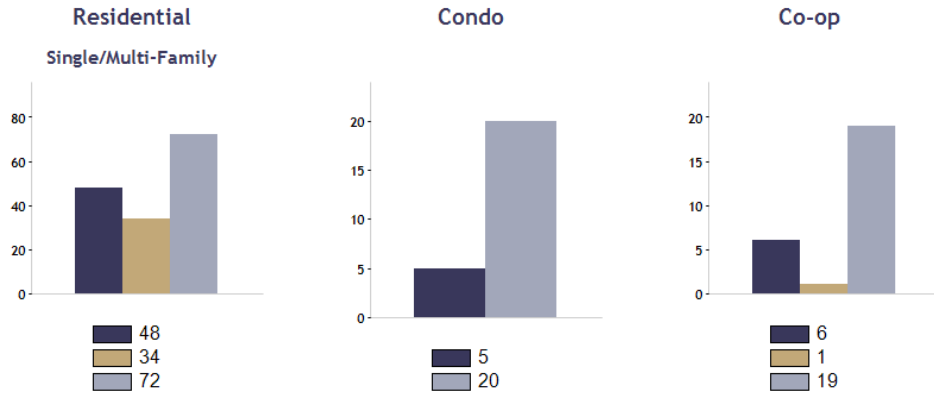
Location: Kings/Brooklyn (County)

Date Range



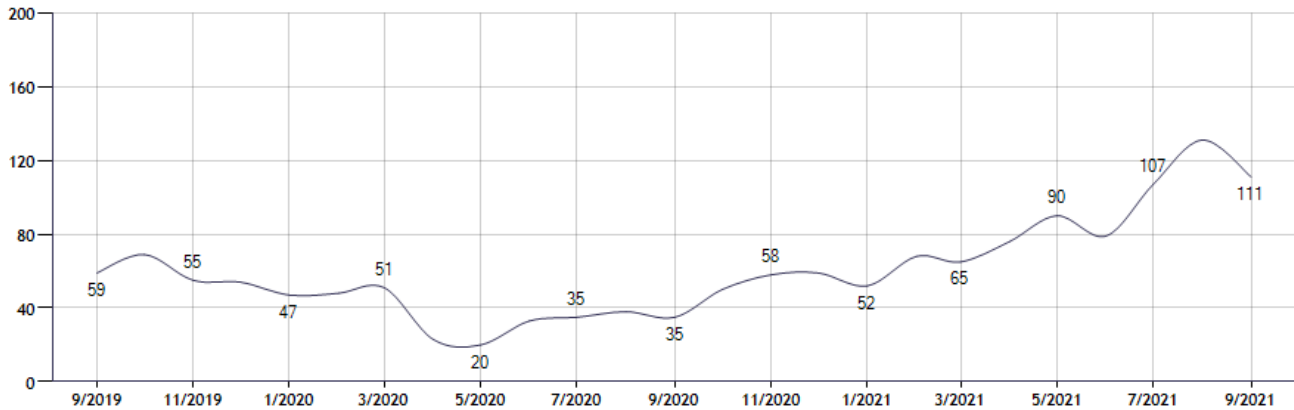
Current Available Inventory - 1,399
 Current Median List Price - \$950,000

Residential, Condo, Co-op Properties



Month	Current Year	Prior Year	% Change
Sep-2021	111	35	217.1
Aug-2021	131	38	244.7
Jul-2021	107	35	205.7
Jun-2021	79	33	139.4
May-2021	90	20	350.0
Apr-2021	76	23	230.4
Mar-2021	65	51	27.5
Feb-2021	68	48	41.7
Jan-2021	52	47	10.6
Dec-2020	59	54	9.3
Nov-2020	58	55	5.5
Oct-2020	50	69	-27.5

Sold Property Counts for: Location: Kings/Brooklyn (County) (Last 24 Months - Residential, Condo, Co-op Properties)



Note: Information displayed in the data table is compiled by OneKey™ MLS and represents a combined total of Residential, Condo, Co-op Properties sales for the selected time frame. Only available data will be displayed. Please note that small data samples will skew the % of change year to year. This information is intended for marketing purposes only.

Pending Sales Counts for:

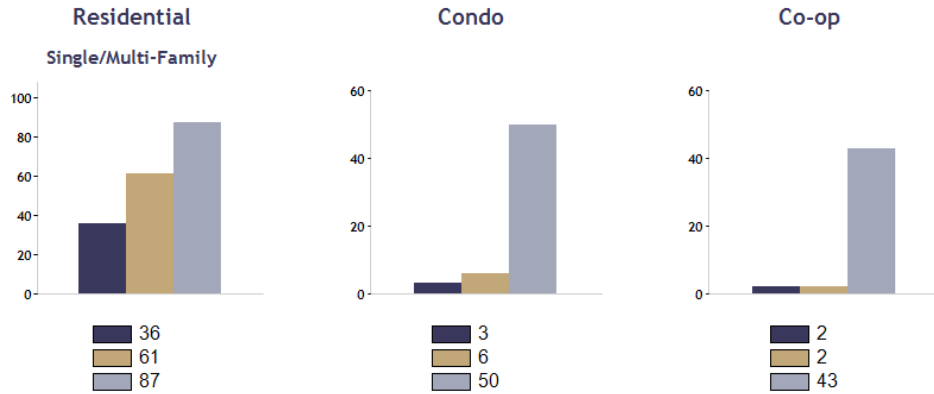
Location: Kings/Brooklyn (County)

Date Range



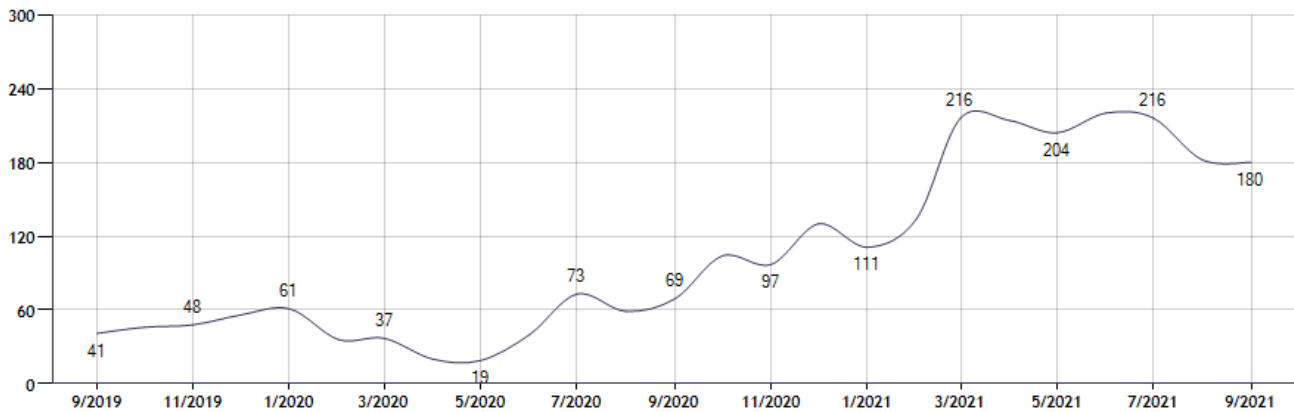
Current Available Inventory - 1,399
 Current Median List Price - \$950,000

Residential, Condo, Co-op Properties



Month	Current Year	Prior Year	% Change
Sep-2021	180	69	160.9
Aug-2021	182	59	208.5
Jul-2021	216	73	195.9
Jun-2021	220	40	450.0
May-2021	204	19	973.7
Apr-2021	214	20	970.0
Mar-2021	216	37	483.8
Feb-2021	134	36	272.2
Jan-2021	111	61	82.0
Dec-2020	130	56	132.1
Nov-2020	97	48	102.1
Oct-2020	104	46	126.1

Pending Sales Counts for: Location: Kings/Brooklyn (County) (Last 24 Months - Residential, Condo, Co-op Properties)



Note: Information displayed in the data table is compiled by OneKey™ MLS and represents a combined total of Residential, Condo, Co-op Properties sales for the selected time frame. Only available data will be displayed. Please note that small data samples will skew the % of change year to year. This information is intended for marketing purposes only.