



Suffolk County Market Updates

September 2021

Closed Median Sale Price 2
Pending Median Sale Price 3
Number of Closed Monthly Transactions 4
Number of Pending Monthly Transaction 5

Sold Property Median Price for:

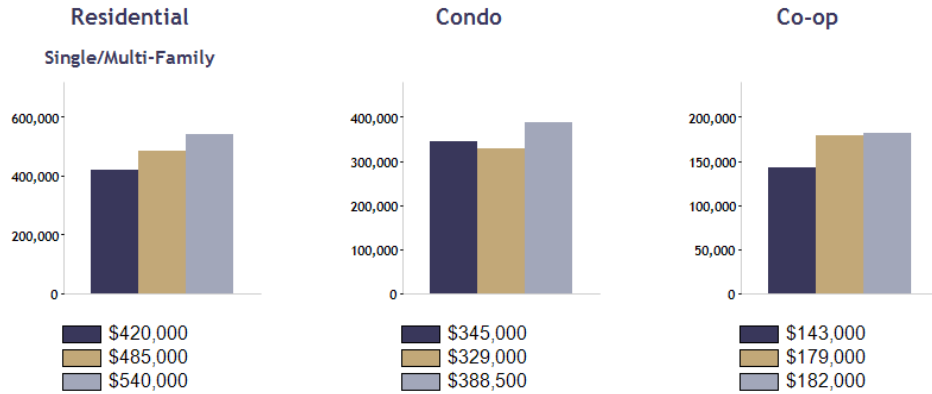
Location: Suffolk (County)

Date Range



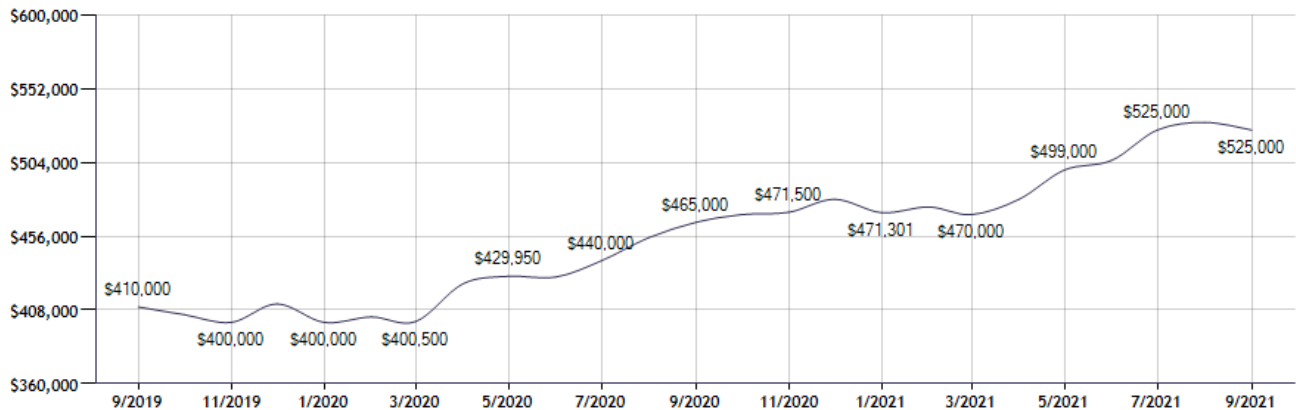
Current Available Inventory - 3,558
 Current Median List Price - \$599,000

Residential, Condo, Co-op Properties



Month	Current Year	Prior Year	% Change
Sep-2021	\$525,000	\$465,000	12.9
Aug-2021	\$530,000	\$455,000	16.5
Jul-2021	\$525,000	\$440,000	19.3
Jun-2021	\$505,250	\$429,450	17.7
May-2021	\$499,000	\$429,950	16.1
Apr-2021	\$479,900	\$425,000	12.9
Mar-2021	\$470,000	\$400,500	17.4
Feb-2021	\$475,000	\$403,525	17.7
Jan-2021	\$471,301	\$400,000	17.8
Dec-2020	\$480,000	\$412,000	16.5
Nov-2020	\$471,500	\$400,000	17.9
Oct-2020	\$470,000	\$405,000	16.0

Sold Property Median Price for: Location: Suffolk (County) (Last 24 Months - Residential, Condo, Co-op Properties)



Note: Information displayed in the data table is compiled by OneKey™ MLS and represents a combined total of Residential, Condo, Co-op Properties sales for the selected time frame. Only available data will be displayed. Please note that small data samples will skew the % of change year to year. This information is intended for marketing purposes only.

Pending Sales Median Price for:

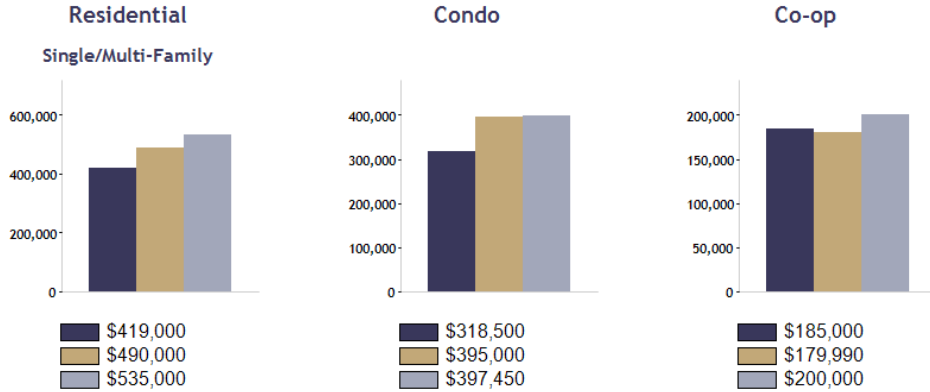
Location: Suffolk (County)

Date Range



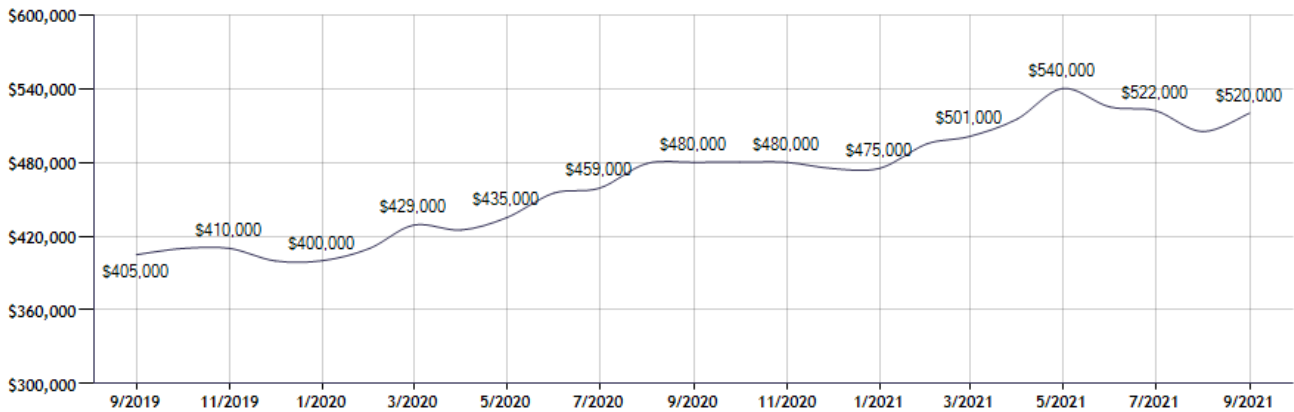
Current Available Inventory - 3,557
 Current Median List Price - \$599,000

Residential, Condo, Co-op Properties



Month	Current Year	Prior Year	% Change
Sep-2021	\$520,000	\$480,000	8.3
Aug-2021	\$505,000	\$479,000	5.4
Jul-2021	\$522,000	\$459,000	13.7
Jun-2021	\$525,000	\$455,000	15.4
May-2021	\$540,000	\$435,000	24.1
Apr-2021	\$515,000	\$425,000	21.2
Mar-2021	\$501,000	\$429,000	16.8
Feb-2021	\$495,000	\$410,000	20.7
Jan-2021	\$475,000	\$400,000	18.8
Dec-2020	\$475,000	\$399,969	18.8
Nov-2020	\$480,000	\$410,000	17.1
Oct-2020	\$480,000	\$410,000	17.1

Pending Sales Median Price for: Location: Suffolk (County) (Last 24 Months - Residential, Condo, Co-op Properties)



Note: Information displayed in the data table is compiled by OneKey™ MLS and represents a combined total of Residential, Condo, Co-op Properties sales for the selected time frame. Only available data will be displayed. Please note that small data samples will skew the % of change year to year. This information is intended for marketing purposes only.

Sold Property Counts for:

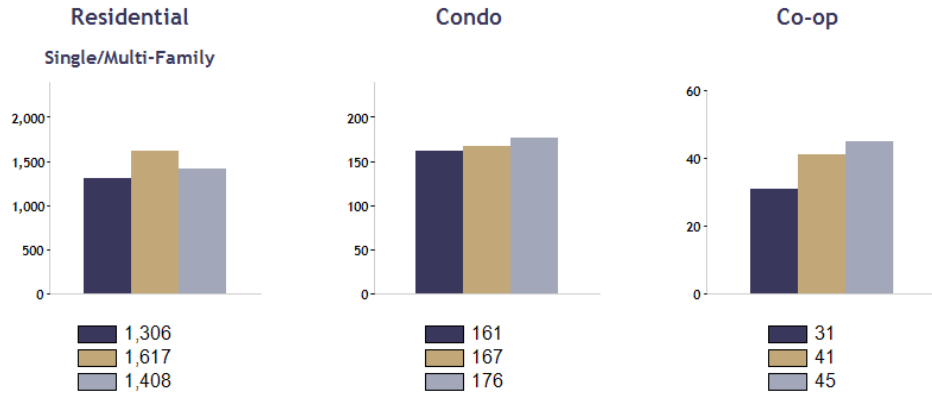
Location: Suffolk (County)

Date Range



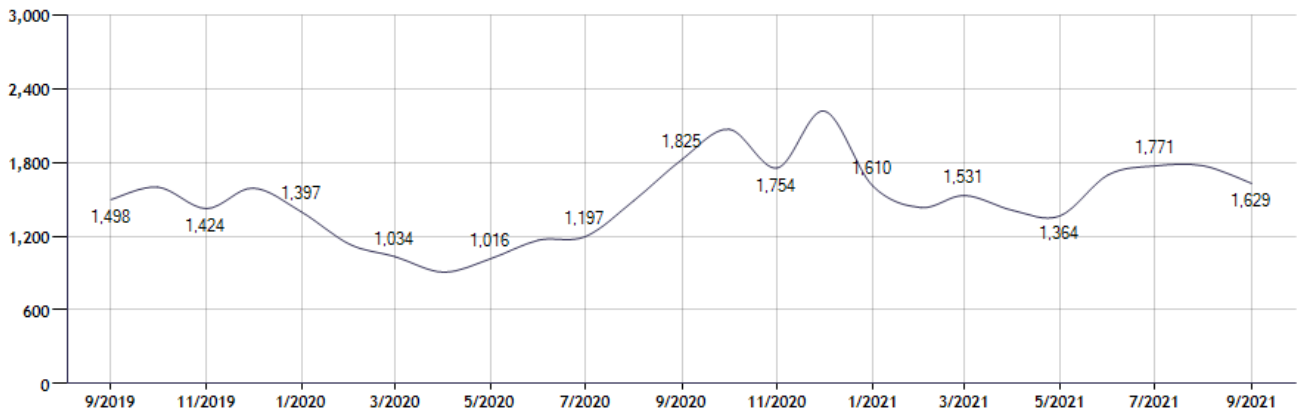
Current Available Inventory - 3,557
 Current Median List Price - \$599,000

Residential, Condo, Co-op Properties



Month	Current Year	Prior Year	% Change
Sep-2021	1,629	1,825	-10.7
Aug-2021	1,771	1,489	18.9
Jul-2021	1,771	1,197	48.0
Jun-2021	1,698	1,168	45.4
May-2021	1,364	1,016	34.3
Apr-2021	1,409	908	55.2
Mar-2021	1,531	1,034	48.1
Feb-2021	1,432	1,134	26.3
Jan-2021	1,610	1,397	15.2
Dec-2020	2,217	1,591	39.3
Nov-2020	1,754	1,424	23.2
Oct-2020	2,069	1,599	29.4

Sold Property Counts for: Location: Suffolk (County) (Last 24 Months - Residential, Condo, Co-op Properties)



Note: Information displayed in the data table is compiled by OneKey™ MLS and represents a combined total of Residential, Condo, Co-op Properties sales for the selected time frame. Only available data will be displayed. Please note that small data samples will skew the % of change year to year. This information is intended for marketing purposes only.

Pending Sales Counts for:

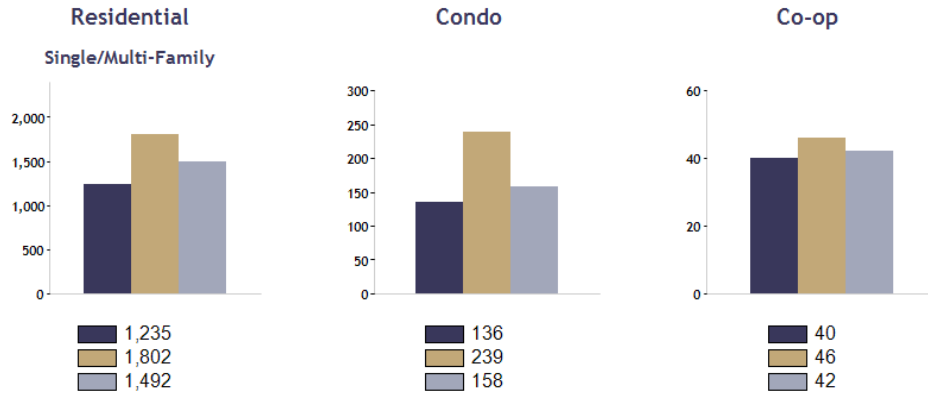
Location: Suffolk (County)

Date Range



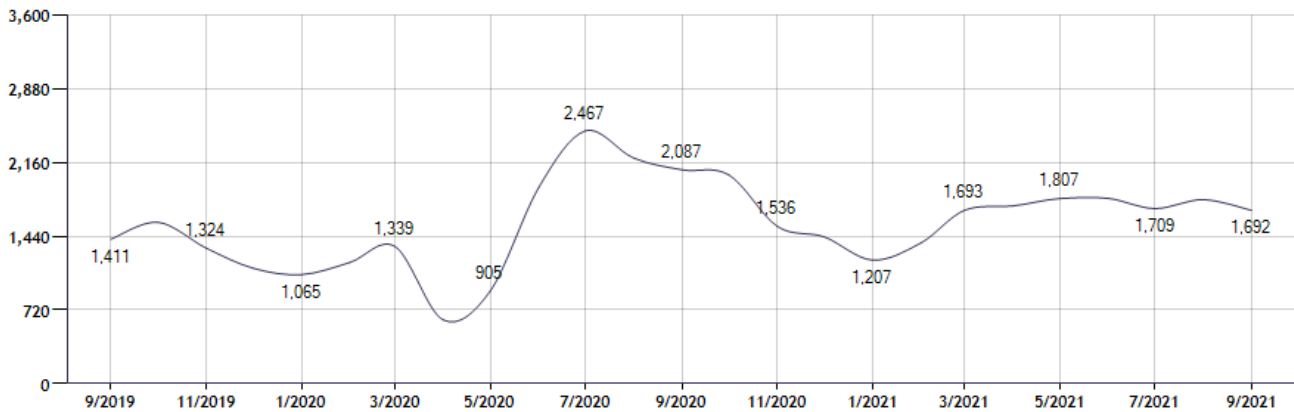
Current Available Inventory - 3,557
 Current Median List Price - \$599,000

Residential, Condo, Co-op Properties



Month	Current Year	Prior Year	% Change
Sep-2021	1,692	2,087	-18.9
Aug-2021	1,796	2,201	-18.4
Jul-2021	1,709	2,467	-30.7
Jun-2021	1,809	1,912	-5.4
May-2021	1,807	905	99.7
Apr-2021	1,735	623	178.5
Mar-2021	1,693	1,339	26.4
Feb-2021	1,374	1,184	16.0
Jan-2021	1,207	1,065	13.3
Dec-2020	1,433	1,128	27.0
Nov-2020	1,536	1,324	16.0
Oct-2020	2,037	1,576	29.3

Pending Sales Counts for: Location: Suffolk (County) (Last 24 Months - Residential, Condo, Co-op Properties)



Note: Information displayed in the data table is compiled by OneKey™ MLS and represents a combined total of Residential, Condo, Co-op Properties sales for the selected time frame. Only available data will be displayed. Please note that small data samples will skew the % of change year to year. This information is intended for marketing purposes only.