



# Suffolk County Market Updates

---

## August 2021

Closed Median Sale Price	..... 2
Pending Median Sale Price	..... 3
Number of Closed Monthly Transactions	..... 4
Number of Pending Monthly Transaction	..... 5

## Sold Property Median Price for:

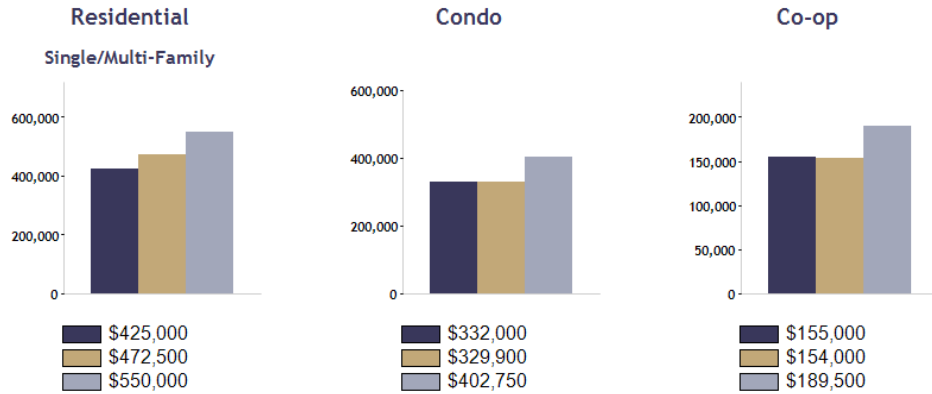
### Location: Suffolk (County)

Date Range

Aug 2019	Aug 2020	Aug 2021
----------	----------	----------

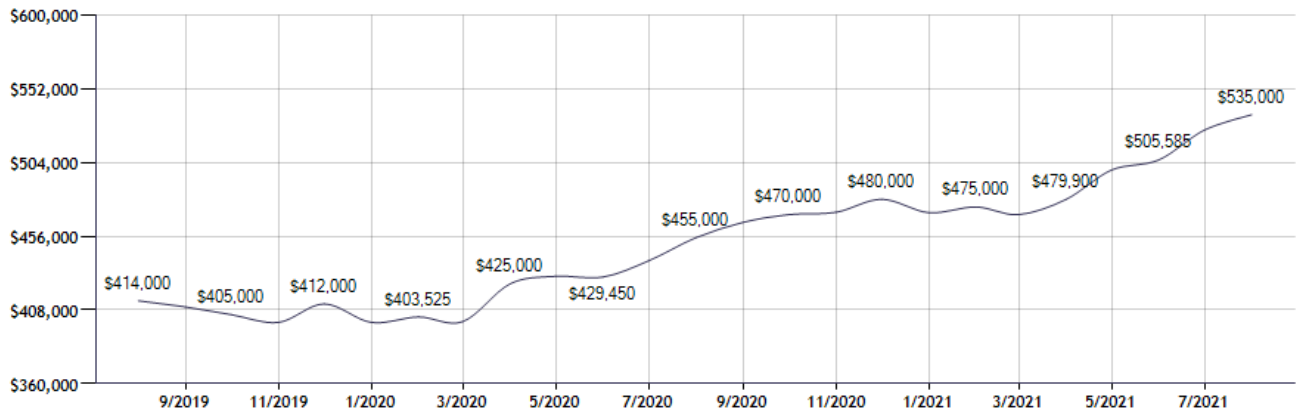
Current Available Inventory - 3,590  
 Current Median List Price - \$599,000

Residential, Condo, Co-op Properties



Month	Current Year	Prior Year	% Change
Aug-2021	\$535,000	\$455,000	17.6
Jul-2021	\$525,000	\$440,000	19.3
Jun-2021	\$505,585	\$429,450	17.7
May-2021	\$499,000	\$429,950	16.1
Apr-2021	\$479,900	\$425,000	12.9
Mar-2021	\$470,000	\$400,500	17.4
Feb-2021	\$475,000	\$403,525	17.7
Jan-2021	\$471,301	\$400,000	17.8
Dec-2020	\$480,000	\$412,000	16.5
Nov-2020	\$471,500	\$400,000	17.9
Oct-2020	\$470,000	\$405,000	16.0
Sep-2020	\$465,000	\$410,000	13.4

## Sold Property Median Price for: Location: Suffolk (County) (Last 24 Months - Residential, Condo, Co-op Properties)



Note: Information displayed in the data table is compiled by OneKey™ MLS and represents a combined total of Residential, Condo, Co-op Properties sales for the selected time frame. Only available data will be displayed. Please note that small data samples will skew the % of change year to year. This information is intended for marketing purposes only.

## Pending Sales Median Price for:

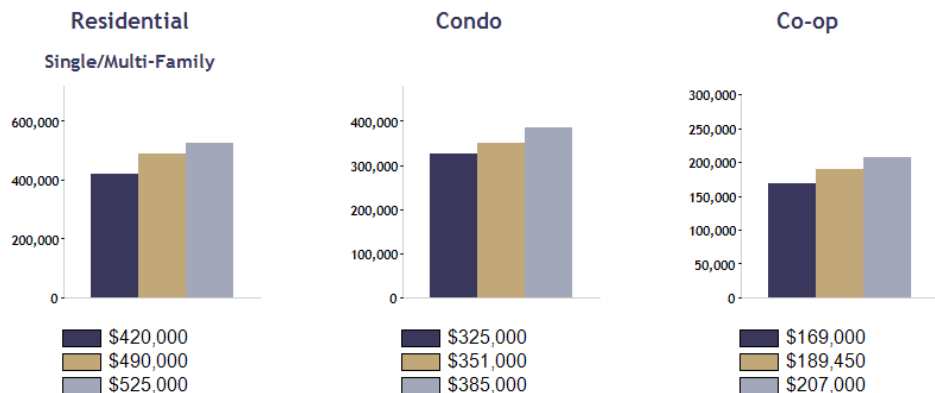
**Location: Suffolk (County)**

Date Range

Aug 2019	Aug 2020	Aug 2021
----------	----------	----------

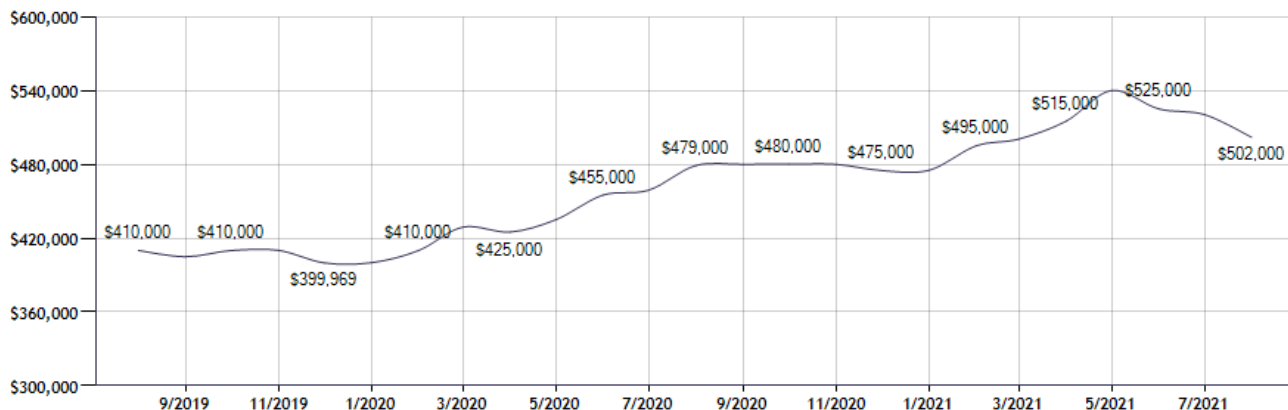
Current Available Inventory - 3,590  
 Current Median List Price - \$599,000

Residential, Condo, Co-op Properties



Month	Current Year	Prior Year	% Change
Aug-2021	\$502,000	\$479,000	4.8
Jul-2021	\$520,400	\$459,000	13.4
Jun-2021	\$525,000	\$455,000	15.4
May-2021	\$540,000	\$435,000	24.1
Apr-2021	\$515,000	\$425,000	21.2
Mar-2021	\$500,500	\$429,000	16.7
Feb-2021	\$495,000	\$410,000	20.7
Jan-2021	\$475,000	\$400,000	18.8
Dec-2020	\$475,000	\$399,969	18.8
Nov-2020	\$480,000	\$410,000	17.1
Oct-2020	\$480,000	\$410,000	17.1
Sep-2020	\$480,000	\$405,000	18.5

## Pending Sales Median Price for: Location: Suffolk (County) (Last 24 Months - Residential, Condo, Co-op Properties)



Note: Information displayed in the data table is compiled by OneKey™ MLS and represents a combined total of Residential, Condo, Co-op Properties sales for the selected time frame. Only available data will be displayed. Please note that small data samples will skew the % of change year to year. This information is intended for marketing purposes only.

## Sold Property Counts for:

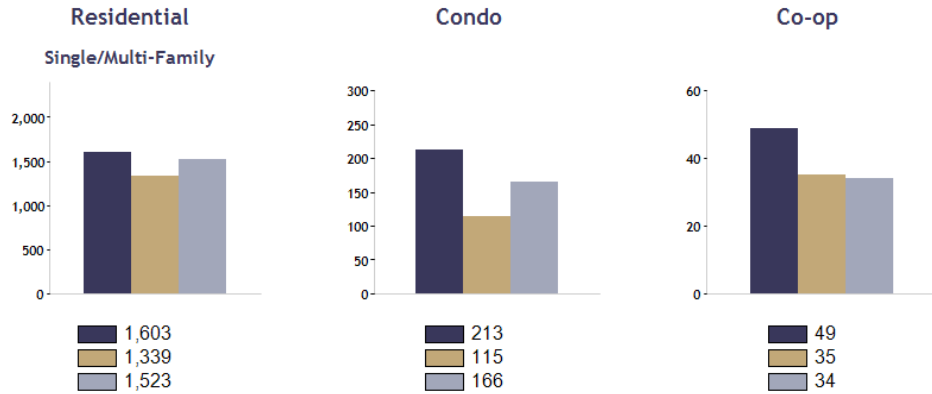
### Location: Suffolk (County)

Date Range



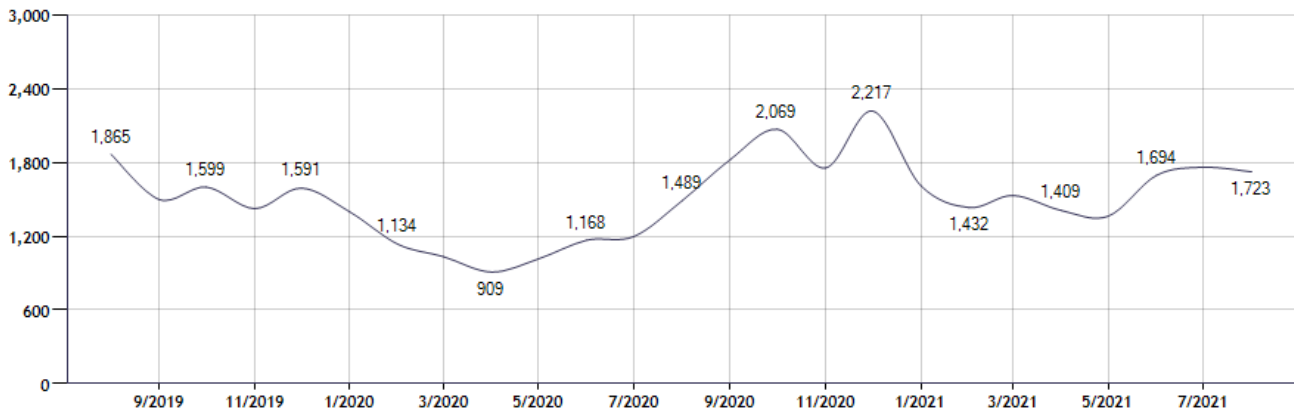
Current Available Inventory - 3,590  
 Current Median List Price - \$599,000

Residential, Condo, Co-op Properties



Month	Current Year	Prior Year	% Change
Aug-2021	1,723	1,489	15.7
Jul-2021	1,760	1,197	47.0
Jun-2021	1,694	1,168	45.0
May-2021	1,362	1,016	34.1
Apr-2021	1,409	909	55.0
Mar-2021	1,531	1,034	48.1
Feb-2021	1,432	1,134	26.3
Jan-2021	1,610	1,397	15.2
Dec-2020	2,217	1,591	39.3
Nov-2020	1,754	1,424	23.2
Oct-2020	2,069	1,599	29.4
Sep-2020	1,824	1,498	21.8

### Sold Property Counts for: Location: Suffolk (County) (Last 24 Months - Residential, Condo, Co-op Properties)



Note: Information displayed in the data table is compiled by OneKey™ MLS and represents a combined total of Residential, Condo, Co-op Properties sales for the selected time frame. Only available data will be displayed. Please note that small data samples will skew the % of change year to year. This information is intended for marketing purposes only.

## Pending Sales Counts for:

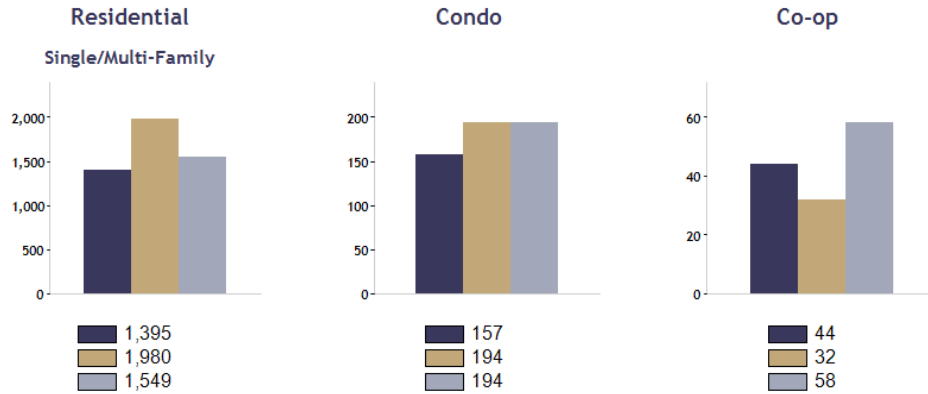
### Location: Suffolk (County)

Date Range



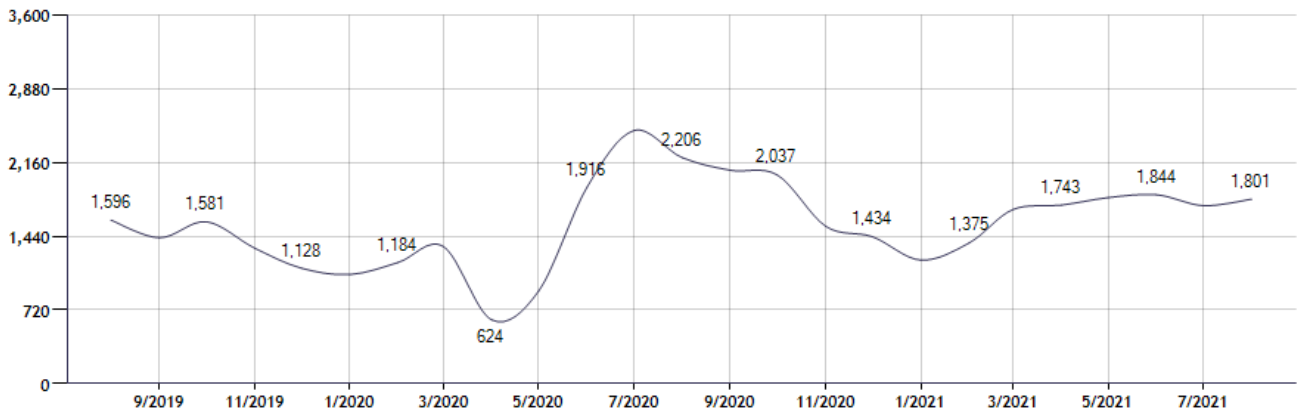
Current Available Inventory - 3,590  
Current Median List Price - \$599,000

Residential, Condo, Co-op Properties



Month	Current Year	Prior Year	% Change
Aug-2021	1,801	2,206	-18.4
Jul-2021	1,738	2,470	-29.6
Jun-2021	1,844	1,916	-3.8
May-2021	1,816	905	100.7
Apr-2021	1,743	624	179.3
Mar-2021	1,700	1,339	27.0
Feb-2021	1,375	1,184	16.1
Jan-2021	1,207	1,066	13.2
Dec-2020	1,434	1,128	27.1
Nov-2020	1,537	1,324	16.1
Oct-2020	2,037	1,581	28.8
Sep-2020	2,083	1,425	46.2

### Pending Sales Counts for: Location: Suffolk (County) (Last 24 Months - Residential, Condo, Co-op Properties)



Note: Information displayed in the data table is compiled by OneKey™ MLS and represents a combined total of Residential, Condo, Co-op Properties sales for the selected time frame. Only available data will be displayed. Please note that small data samples will skew the % of change year to year. This information is intended for marketing purposes only.