



Brooklyn Market Updates

August 2021

Closed Median Sale Price 2
Pending Median Sale Price 3
Number of Closed Monthly Transactions 4
Number of Pending Monthly Transaction 5

Sold Property Median Price for:

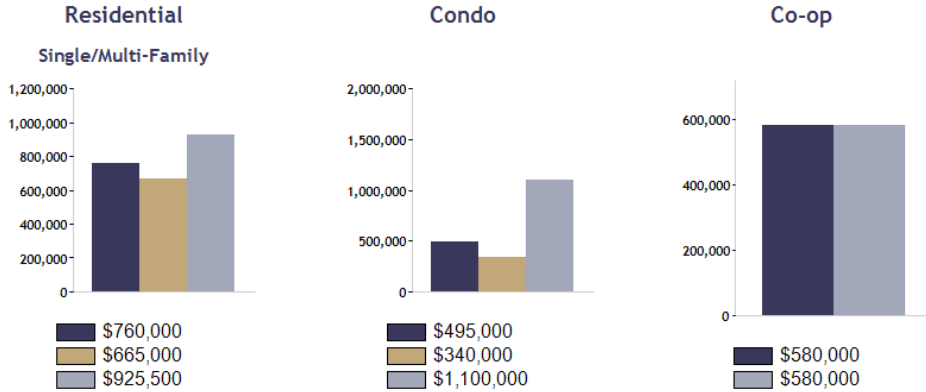
Location: Kings/Brooklyn (County)

Date Range

Aug 2019	Aug 2020	Aug 2021
----------	----------	----------

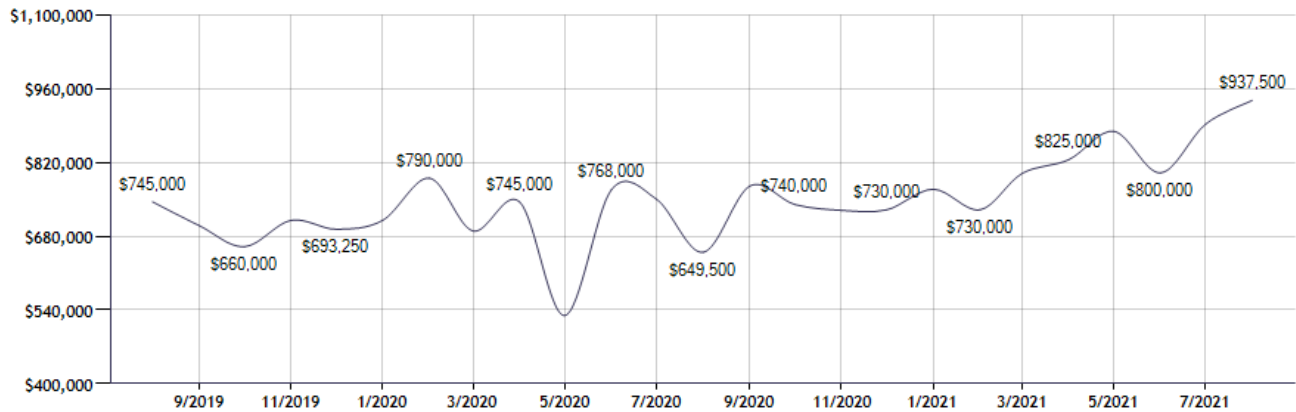
Current Available Inventory - 1,234
 Current Median List Price - \$928,716

Residential, Condo, Co-op Properties



Month	Current Year	Prior Year	% Change
Aug-2021	\$937,500	\$649,500	44.3
Jul-2021	\$892,400	\$750,000	19.0
Jun-2021	\$800,000	\$768,000	4.2
May-2021	\$878,750	\$529,500	66.0
Apr-2021	\$825,000	\$745,000	10.7
Mar-2021	\$799,000	\$689,850	15.8
Feb-2021	\$730,000	\$790,000	-7.6
Jan-2021	\$769,000	\$710,000	8.3
Dec-2020	\$730,000	\$693,250	5.3
Nov-2020	\$729,000	\$710,000	2.7
Oct-2020	\$740,000	\$660,000	12.1
Sep-2020	\$775,000	\$700,000	10.7

Sold Property Median Price for: Location: Kings/Brooklyn (County) (Last 24 Months - Residential, Condo, Co-op Properties)



Note: Information displayed in the data table is compiled by OneKey™ MLS and represents a combined total of Residential, Condo, Co-op Properties sales for the selected time frame. Only available data will be displayed. Please note that small data samples will skew the % of change year to year. This information is intended for marketing purposes only.

Pending Sales Median Price for:

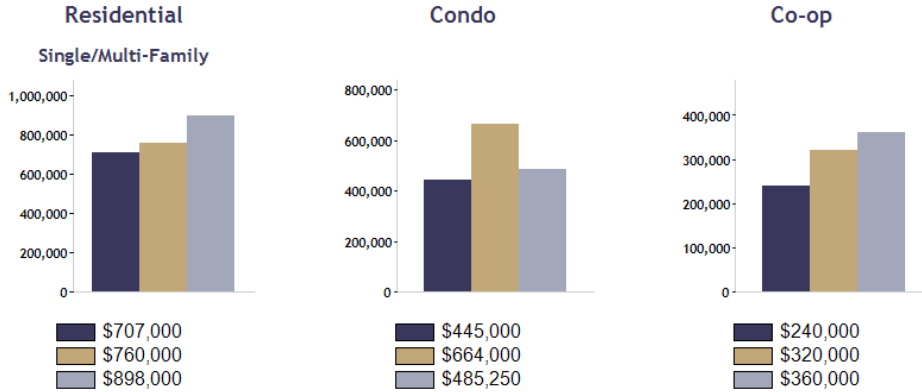
Location: Kings/Brooklyn (County)

Date Range

Aug 2019	Aug 2020	Aug 2021
----------	----------	----------

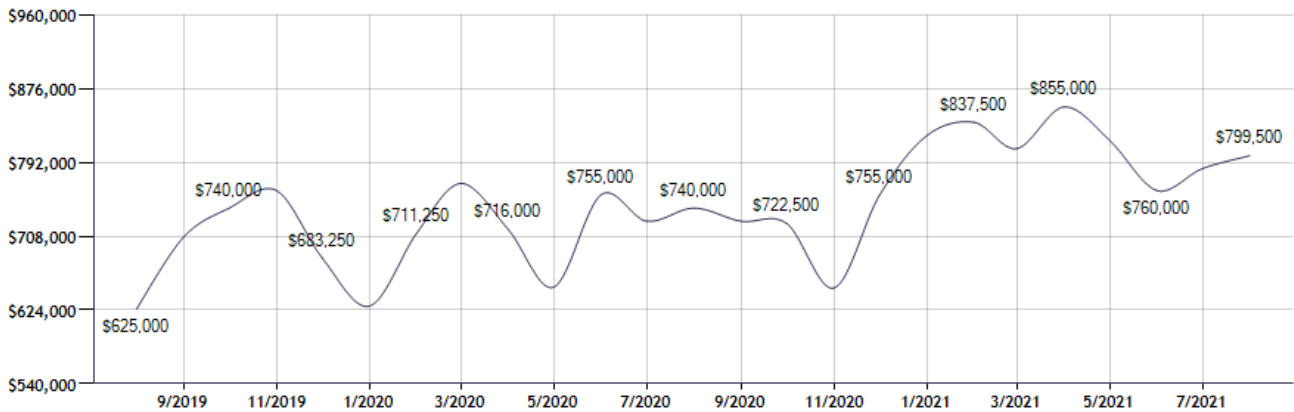
Current Available Inventory - 1,234
 Current Median List Price - \$928,716

Residential, Condo, Co-op Properties



Month	Current Year	Prior Year	% Change
Aug-2021	\$799,500	\$740,000	8.0
Jul-2021	\$785,000	\$725,000	8.3
Jun-2021	\$760,000	\$755,000	0.7
May-2021	\$817,000	\$650,000	25.7
Apr-2021	\$855,000	\$716,000	19.4
Mar-2021	\$807,500	\$768,000	5.1
Feb-2021	\$837,500	\$711,250	17.8
Jan-2021	\$822,500	\$628,500	30.9
Dec-2020	\$755,000	\$683,250	10.5
Nov-2020	\$649,000	\$760,000	-14.6
Oct-2020	\$722,500	\$740,000	-2.4
Sep-2020	\$725,000	\$707,000	2.5

Pending Sales Median Price for: Location: Kings/Brooklyn (County) (Last 24 Months - Residential, Condo, Co-op Properties)



Note: Information displayed in the data table is compiled by OneKey™ MLS and represents a combined total of Residential, Condo, Co-op Properties sales for the selected time frame. Only available data will be displayed. Please note that small data samples will skew the % of change year to year. This information is intended for marketing purposes only.

Sold Property Counts for:

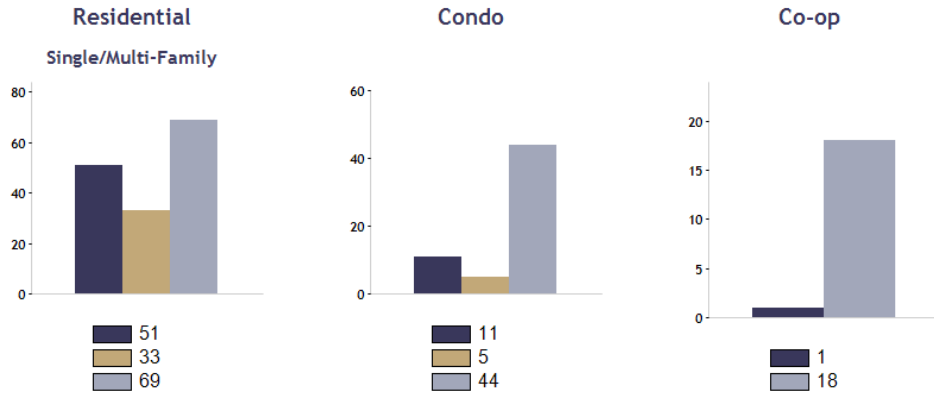
Location: Kings/Brooklyn (County)

Date Range



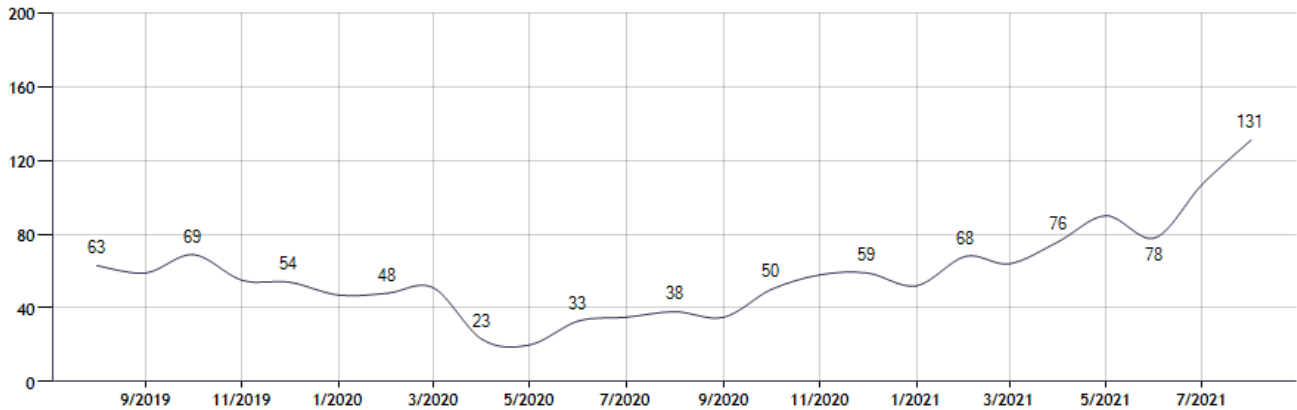
Current Available Inventory - 1,234
Current Median List Price - \$928,716

Residential, Condo, Co-op Properties



Month	Current Year	Prior Year	% Change
Aug-2021	131	38	244.7
Jul-2021	107	35	205.7
Jun-2021	78	33	136.4
May-2021	90	20	350.0
Apr-2021	76	23	230.4
Mar-2021	64	51	25.5
Feb-2021	68	48	41.7
Jan-2021	52	47	10.6
Dec-2020	59	54	9.3
Nov-2020	58	55	5.5
Oct-2020	50	69	-27.5
Sep-2020	35	59	-40.7

Sold Property Counts for: Location: Kings/Brooklyn (County) (Last 24 Months - Residential, Condo, Co-op Properties)



Note: Information displayed in the data table is compiled by OneKey™ MLS and represents a combined total of Residential, Condo, Co-op Properties sales for the selected time frame. Only available data will be displayed. Please note that small data samples will skew the % of change year to year. This information is intended for marketing purposes only.

Pending Sales Counts for:

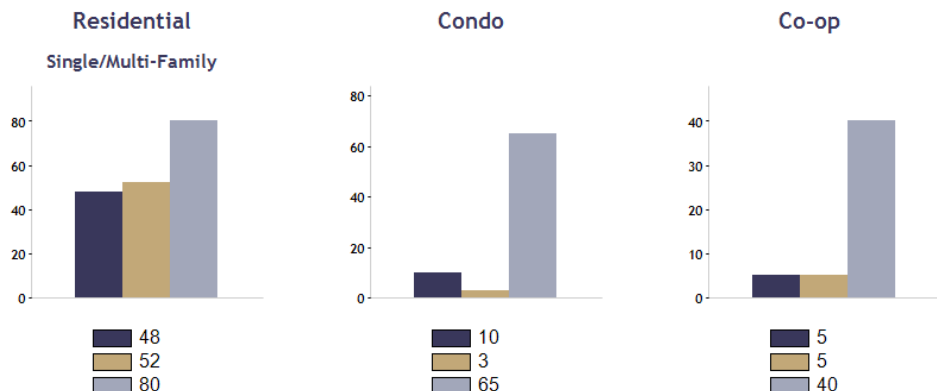
Location: Kings/Brooklyn (County)

Date Range



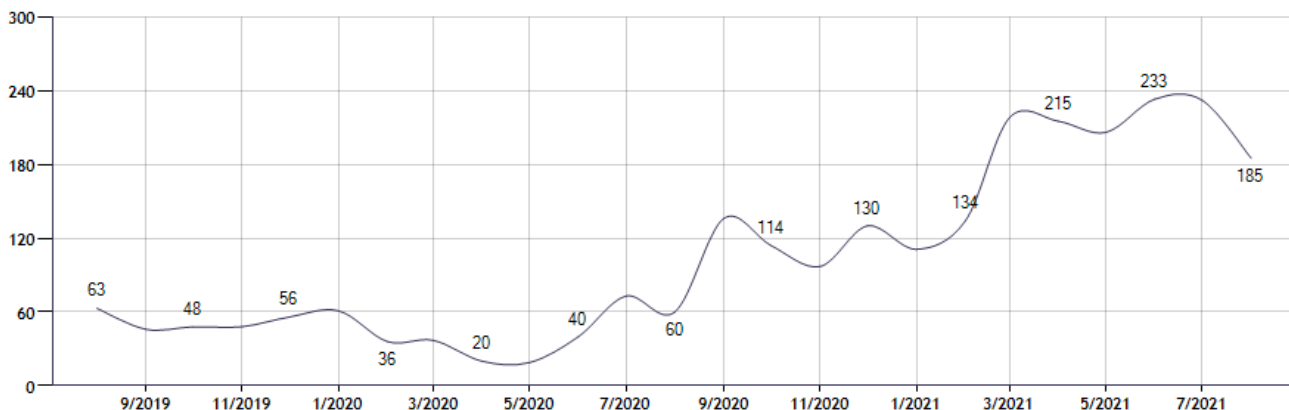
Current Available Inventory - 1,234
Current Median List Price - \$928,716

Residential, Condo, Co-op Properties



Month	Current Year	Prior Year	% Change
Aug-2021	185	60	208.3
Jul-2021	232	73	217.8
Jun-2021	233	40	482.5
May-2021	206	19	984.2
Apr-2021	215	20	975.0
Mar-2021	218	37	489.2
Feb-2021	134	36	272.2
Jan-2021	111	61	82.0
Dec-2020	130	56	132.1
Nov-2020	97	48	102.1
Oct-2020	114	48	137.5
Sep-2020	136	46	195.7

Pending Sales Counts for: Location: Kings/Brooklyn (County) (Last 24 Months - Residential, Condo, Co-op Properties)



Note: Information displayed in the data table is compiled by OneKey™ MLS and represents a combined total of Residential, Condo, Co-op Properties sales for the selected time frame. Only available data will be displayed. Please note that small data samples will skew the % of change year to year. This information is intended for marketing purposes only.