



Ulster Market Updates

July 2021

Closed Median Home Price 2
Closed Median Transactions 3
Contracted Transactions 4

*Note that Condo Sales reflected in the bar graphs include listings with HOA fees.

Sold Property Median Price for:

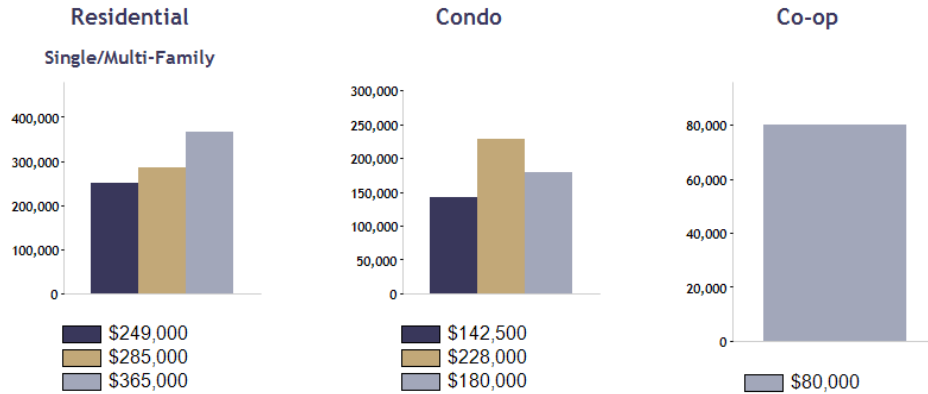
Location: Ulster (County)

Date Range

Jul 2019	Jul 2020	Jul 2021
----------	----------	----------

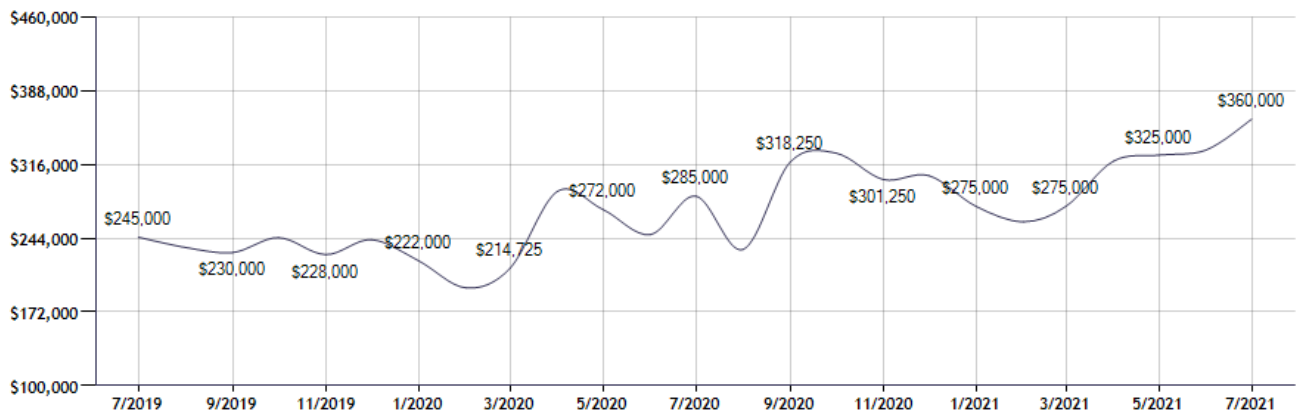
Current Available Inventory - 296
 Current Median List Price - \$419,450

Residential, Condo, Co-op Properties



Month	Current Year	Prior Year	% Change
Jul-2021	\$360,000	\$285,000	26.3
Jun-2021	\$330,000	\$247,500	33.3
May-2021	\$325,000	\$272,000	19.5
Apr-2021	\$319,000	\$289,500	10.2
Mar-2021	\$275,000	\$214,725	28.1
Feb-2021	\$260,000	\$195,620	32.9
Jan-2021	\$275,000	\$222,000	23.9
Dec-2020	\$305,000	\$242,525	25.8
Nov-2020	\$301,250	\$228,000	32.1
Oct-2020	\$327,000	\$244,550	33.7
Sep-2020	\$318,250	\$230,000	38.4
Aug-2020	\$233,000	\$235,000	-0.9

Sold Property Median Price for: Location: Ulster (County) (Last 24 Months - Residential, Condo, Co-op Properties)



Note: Information displayed in the data table is compiled by OneKey™ MLS and represents a combined total of Residential, Condo, Co-op Properties sales for the selected time frame. Only available data will be displayed. Please note that small data samples will skew the % of change year to year. This information is intended for marketing purposes only.

Sold Property Counts for:

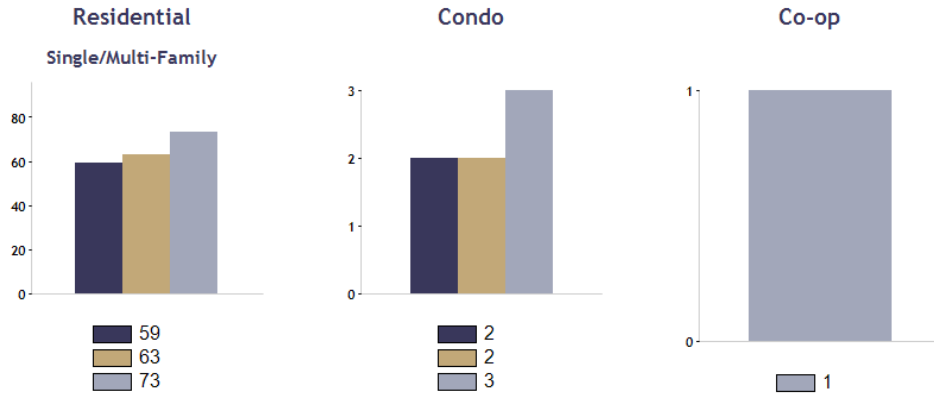
Location: Ulster (County)

Date Range



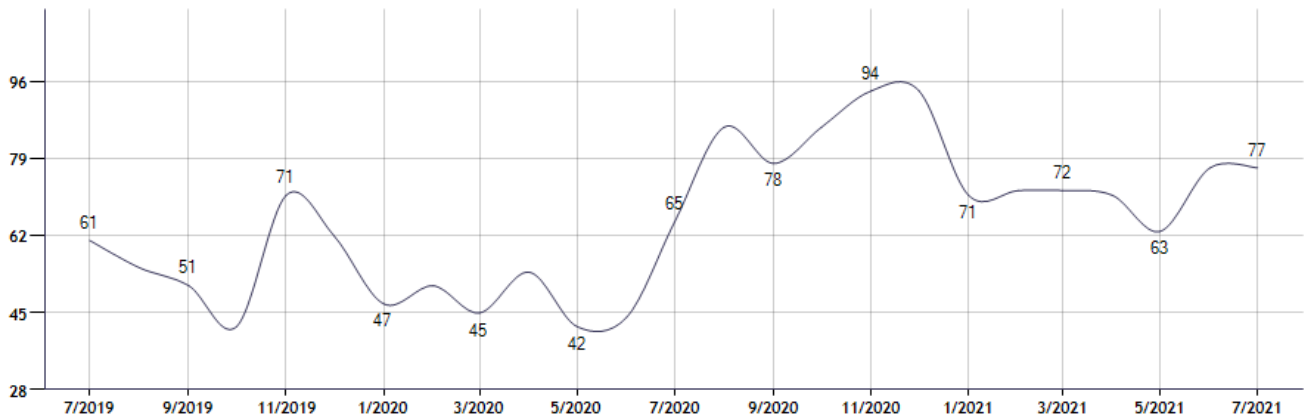
Current Available Inventory - 296
 Current Median List Price - \$419,450

Residential, Condo, Co-op Properties



Month	Current Year	Prior Year	% Change
Jul-2021	77	65	18.5
Jun-2021	77	44	75.0
May-2021	63	42	50.0
Apr-2021	71	54	31.5
Mar-2021	72	45	60.0
Feb-2021	72	51	41.2
Jan-2021	71	47	51.1
Dec-2020	94	62	51.6
Nov-2020	94	71	32.4
Oct-2020	86	42	104.8
Sep-2020	78	51	52.9
Aug-2020	86	55	56.4

Sold Property Counts for: Location: Ulster (County) (Last 24 Months - Residential, Condo, Co-op Properties)



Note: Information displayed in the data table is compiled by OneKey™ MLS and represents a combined total of Residential, Condo, Co-op Properties sales for the selected time frame. Only available data will be displayed. Please note that small data samples will skew the % of change year to year. This information is intended for marketing purposes only.

Pending Sales Counts for:

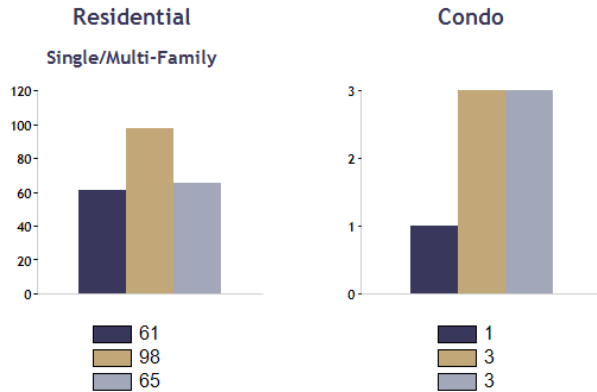
Location: Ulster (County)

Date Range



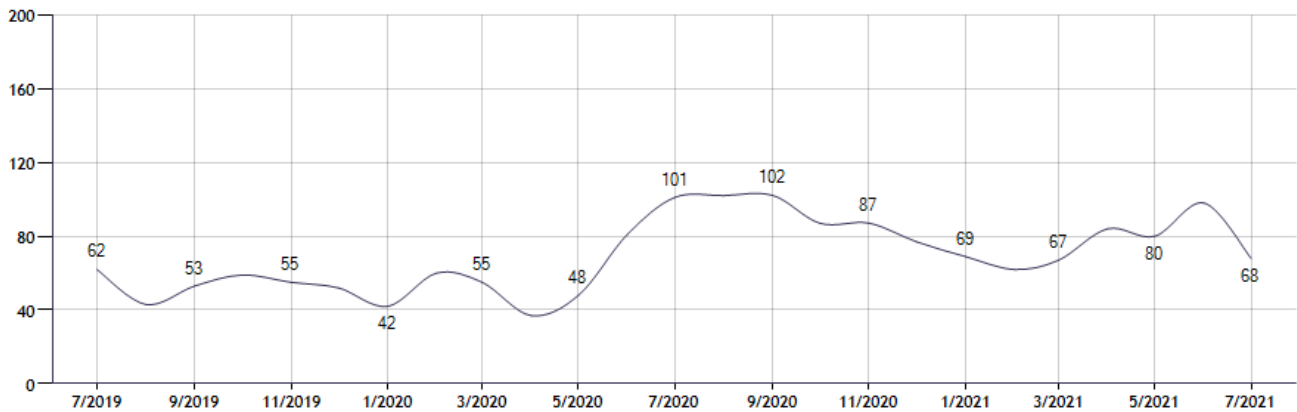
Current Available Inventory - 296
 Current Median List Price - \$419,450

Residential, Condo, Co-op Properties



Month	Current Year	Prior Year	% Change
Jul-2021	68	101	-32.7
Jun-2021	98	81	21.0
May-2021	80	48	66.7
Apr-2021	84	37	127.0
Mar-2021	67	55	21.8
Feb-2021	62	60	3.3
Jan-2021	69	42	64.3
Dec-2020	77	52	48.1
Nov-2020	87	55	58.2
Oct-2020	87	59	47.5
Sep-2020	102	53	92.5
Aug-2020	102	43	137.2

Pending Sales Counts for: Location: Ulster (County) (Last 24 Months - Residential, Condo, Co-op Properties)



Note: Information displayed in the data table is compiled by OneKey™ MLS and represents a combined total of Residential, Condo, Co-op Properties sales for the selected time frame. Only available data will be displayed. Please note that small data samples will skew the % of change year to year. This information is intended for marketing purposes only.