



Suffolk Market Updates

July 2021

Closed Median Sale Price 2
Pending Median Sale Price 3
Number of Closed Monthly Transactions 4
Number of Pending Monthly Transaction 5

Sold Property Median Price for:

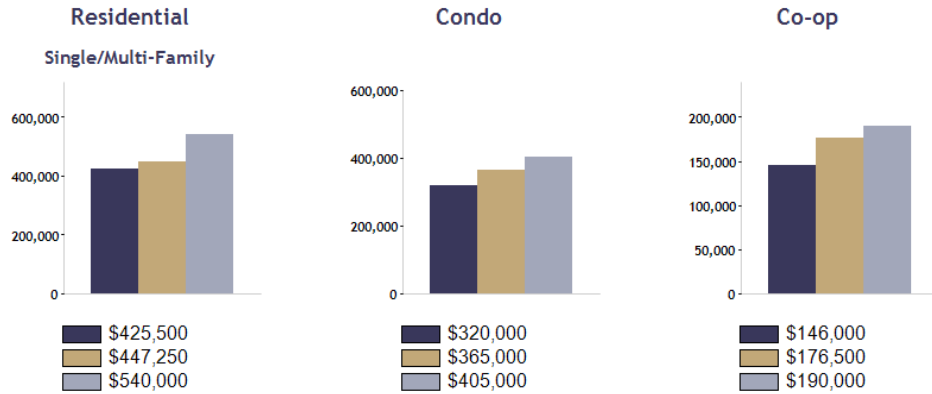
Location: Suffolk (County)

Date Range



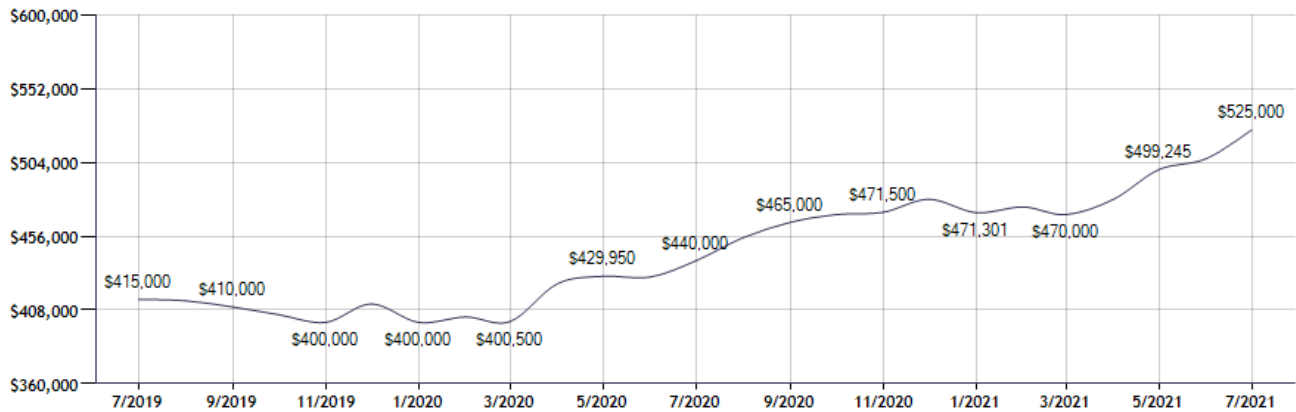
Current Available Inventory - 3,699
Current Median List Price - \$590,000

Residential, Condo, Co-op Properties



Month	Current Year	Prior Year	% Change
Jul-2021	\$525,000	\$440,000	19.3
Jun-2021	\$506,335	\$429,450	17.9
May-2021	\$499,245	\$429,950	16.1
Apr-2021	\$479,900	\$425,000	12.9
Mar-2021	\$470,000	\$400,500	17.4
Feb-2021	\$475,000	\$403,525	17.7
Jan-2021	\$471,301	\$400,000	17.8
Dec-2020	\$480,000	\$412,000	16.5
Nov-2020	\$471,500	\$400,000	17.9
Oct-2020	\$470,000	\$405,000	16.0
Sep-2020	\$465,000	\$410,000	13.4
Aug-2020	\$455,000	\$414,000	9.9

Sold Property Median Price for: Location: Suffolk (County) (Last 24 Months - Residential, Condo, Co-op Properties)



Note: Information displayed in the data table is compiled by OneKey™ MLS and represents a combined total of Residential, Condo, Co-op Properties sales for the selected time frame. Only available data will be displayed. Please note that small data samples will skew the % of change year to year. This information is intended for marketing purposes only.

Pending Sales Median Price for:

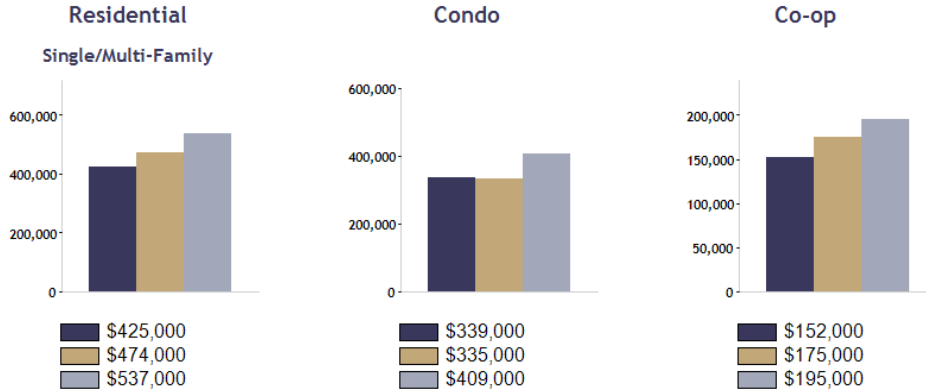
Location: Suffolk (County)

Date Range

Jul 2019	Jul 2020	Jul 2021
----------	----------	----------

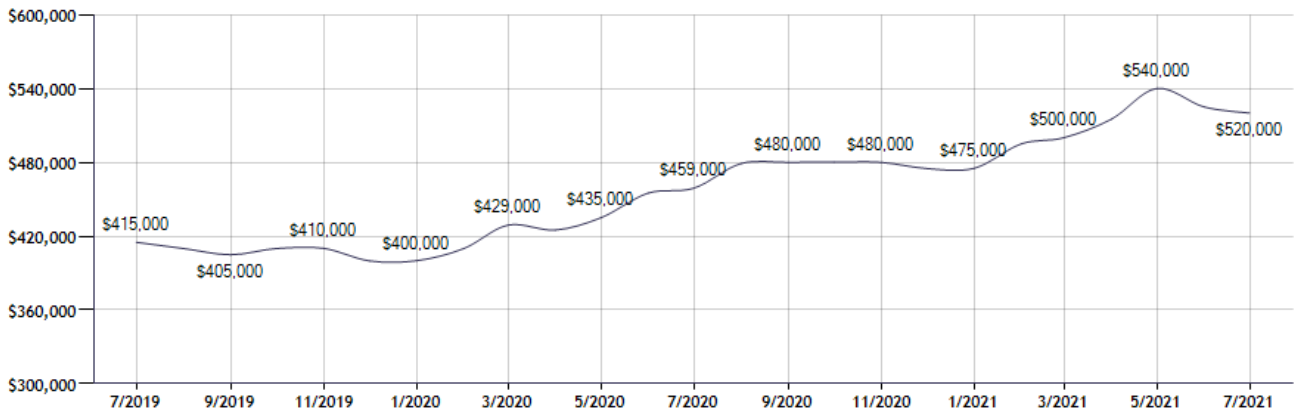
Current Available Inventory - 3,699
 Current Median List Price - \$590,000

Residential, Condo, Co-op Properties



Month	Current Year	Prior Year	% Change
Jul-2021	\$520,000	\$459,000	13.3
Jun-2021	\$525,000	\$455,000	15.4
May-2021	\$540,000	\$435,000	24.1
Apr-2021	\$515,000	\$425,000	21.2
Mar-2021	\$500,000	\$429,000	16.6
Feb-2021	\$495,000	\$410,000	20.7
Jan-2021	\$475,000	\$400,000	18.8
Dec-2020	\$475,000	\$399,969	18.8
Nov-2020	\$480,000	\$410,000	17.1
Oct-2020	\$480,000	\$410,000	17.1
Sep-2020	\$480,000	\$405,000	18.5
Aug-2020	\$479,000	\$410,000	16.8

Pending Sales Median Price for: Location: Suffolk (County) (Last 24 Months - Residential, Condo, Co-op Properties)



Note: Information displayed in the data table is compiled by OneKey™ MLS and represents a combined total of Residential, Condo, Co-op Properties sales for the selected time frame. Only available data will be displayed. Please note that small data samples will skew the % of change year to year. This information is intended for marketing purposes only.

Sold Property Counts for:

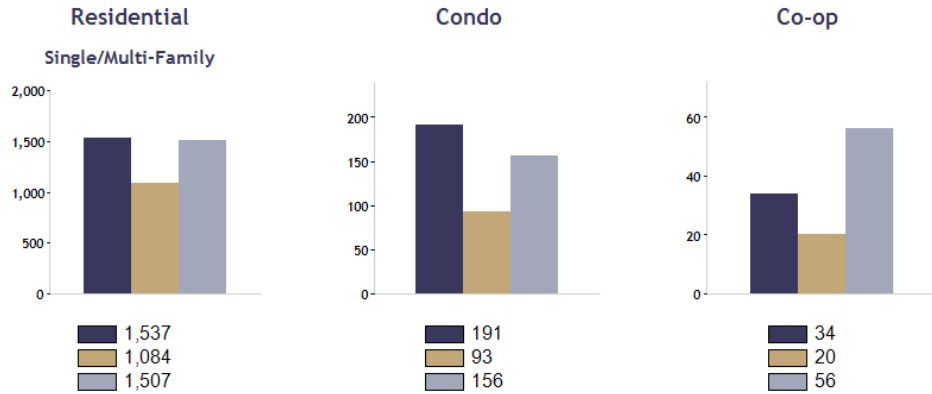
Location: Suffolk (County)

Date Range



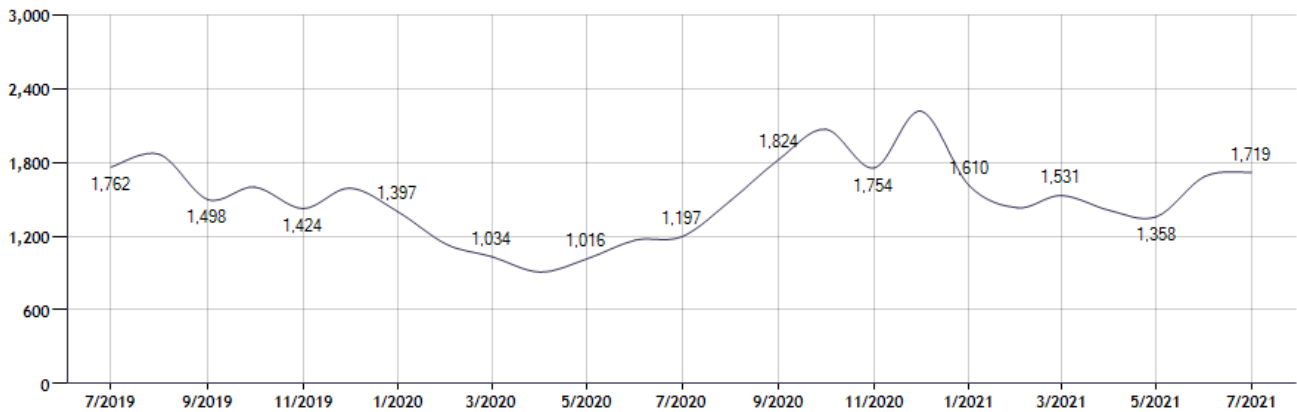
Current Available Inventory - 3,699
 Current Median List Price - \$590,000

Residential, Condo, Co-op Properties



Month	Current Year	Prior Year	% Change
Jul-2021	1,719	1,197	43.6
Jun-2021	1,686	1,168	44.3
May-2021	1,358	1,016	33.7
Apr-2021	1,409	909	55.0
Mar-2021	1,531	1,034	48.1
Feb-2021	1,431	1,134	26.2
Jan-2021	1,610	1,397	15.2
Dec-2020	2,216	1,591	39.3
Nov-2020	1,754	1,424	23.2
Oct-2020	2,069	1,599	29.4
Sep-2020	1,824	1,498	21.8
Aug-2020	1,489	1,865	-20.2

Sold Property Counts for: Location: Suffolk (County) (Last 24 Months - Residential, Condo, Co-op Properties)



Note: Information displayed in the data table is compiled by OneKey™ MLS and represents a combined total of Residential, Condo, Co-op Properties sales for the selected time frame. Only available data will be displayed. Please note that small data samples will skew the % of change year to year. This information is intended for marketing purposes only.

Pending Sales Counts for:

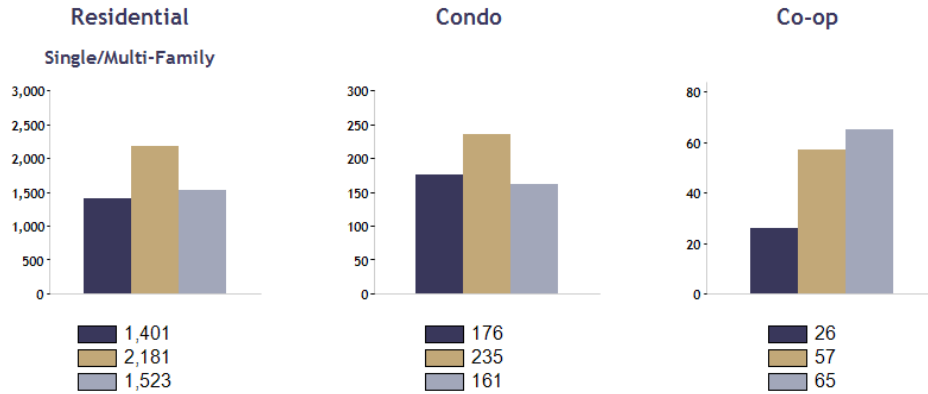
Location: Suffolk (County)

Date Range



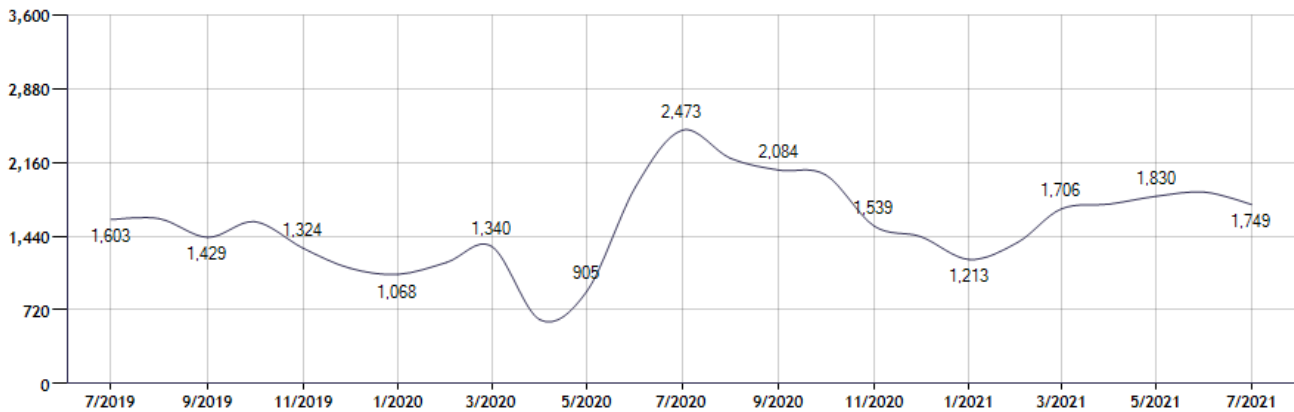
Current Available Inventory - 3,699
 Current Median List Price - \$590,000

Residential, Condo, Co-op Properties



Month	Current Year	Prior Year	% Change
Jul-2021	1,749	2,473	-29.3
Jun-2021	1,869	1,918	-2.6
May-2021	1,830	905	102.2
Apr-2021	1,753	624	180.9
Mar-2021	1,706	1,340	27.3
Feb-2021	1,379	1,184	16.5
Jan-2021	1,213	1,068	13.6
Dec-2020	1,435	1,128	27.2
Nov-2020	1,539	1,324	16.2
Oct-2020	2,038	1,582	28.8
Sep-2020	2,084	1,429	45.8
Aug-2020	2,199	1,611	36.5

Pending Sales Counts for: Location: Suffolk (County) (Last 24 Months - Residential, Condo, Co-op Properties)



Note: Information displayed in the data table is compiled by OneKey™ MLS and represents a combined total of Residential, Condo, Co-op Properties sales for the selected time frame. Only available data will be displayed. Please note that small data samples will skew the % of change year to year. This information is intended for marketing purposes only.