



# Brooklyn Market Updates

---

## July 2021

Closed Median Sale Price	..... 2
Pending Median Sale Price	..... 3
Number of Closed Monthly Transactions	..... 4
Number of Pending Monthly Transaction	..... 5

## Sold Property Median Price for:

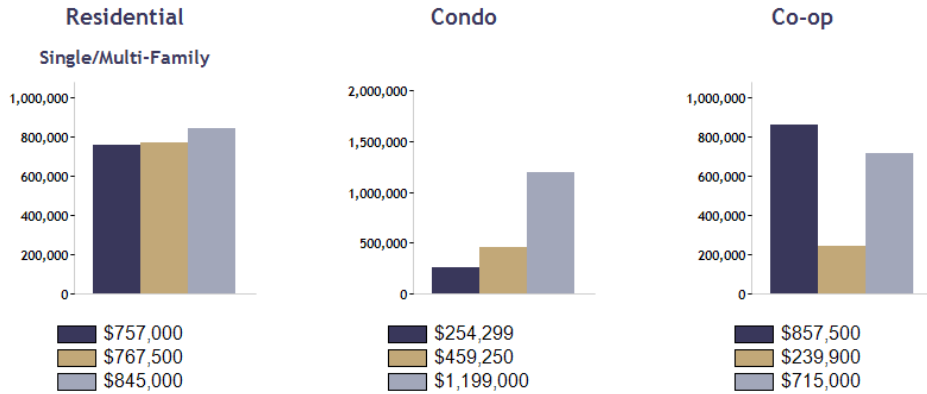
Location: Kings/Brooklyn (County)

Date Range

Jul 2019	Jul 2020	Jul 2021
----------	----------	----------

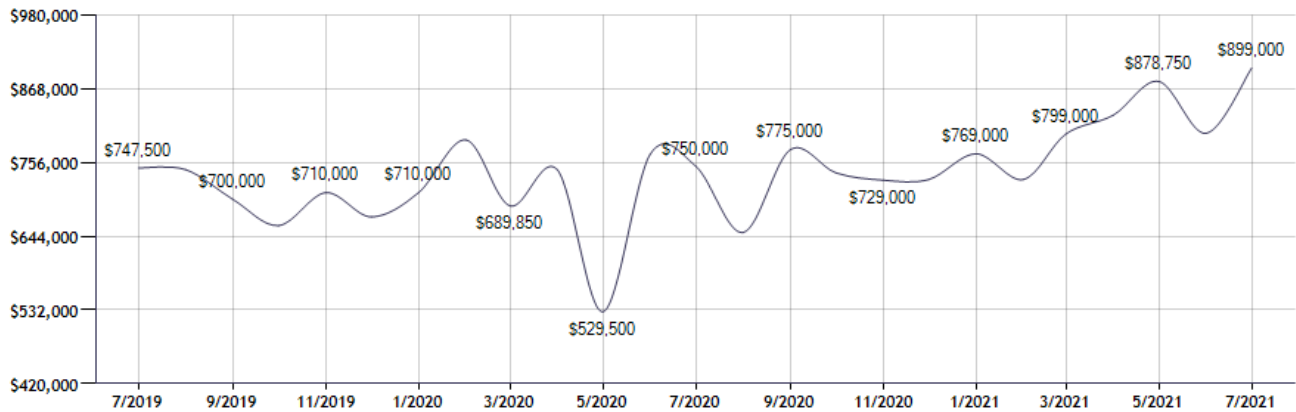
Current Available Inventory - 1,287  
 Current Median List Price - \$950,000

Residential, Condo, Co-op Properties



Month	Current Year	Prior Year	% Change
Jul-2021	\$899,000	\$750,000	19.9
Jun-2021	\$800,000	\$768,000	4.2
May-2021	\$878,750	\$529,500	66.0
Apr-2021	\$827,500	\$745,000	11.1
Mar-2021	\$799,000	\$689,850	15.8
Feb-2021	\$730,000	\$790,000	-7.6
Jan-2021	\$769,000	\$710,000	8.3
Dec-2020	\$730,000	\$673,250	8.4
Nov-2020	\$729,000	\$710,000	2.7
Oct-2020	\$740,000	\$660,000	12.1
Sep-2020	\$775,000	\$700,000	10.7
Aug-2020	\$649,500	\$745,000	-12.8

## Sold Property Median Price for: Location: Kings/Brooklyn (County) (Last 24 Months - Residential, Condo, Co-op Properties)



Note: Information displayed in the data table is compiled by OneKey™ MLS and represents a combined total of Residential, Condo, Co-op Properties sales for the selected time frame. Only available data will be displayed. Please note that small data samples will skew the % of change year to year. This information is intended for marketing purposes only.

## Pending Sales Median Price for:

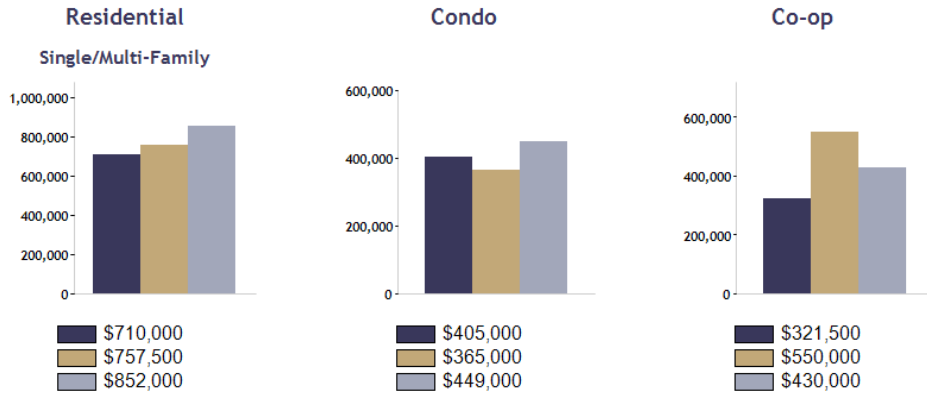
Location: Kings/Brooklyn (County)

Date Range

Jul 2019	Jul 2020	Jul 2021
----------	----------	----------

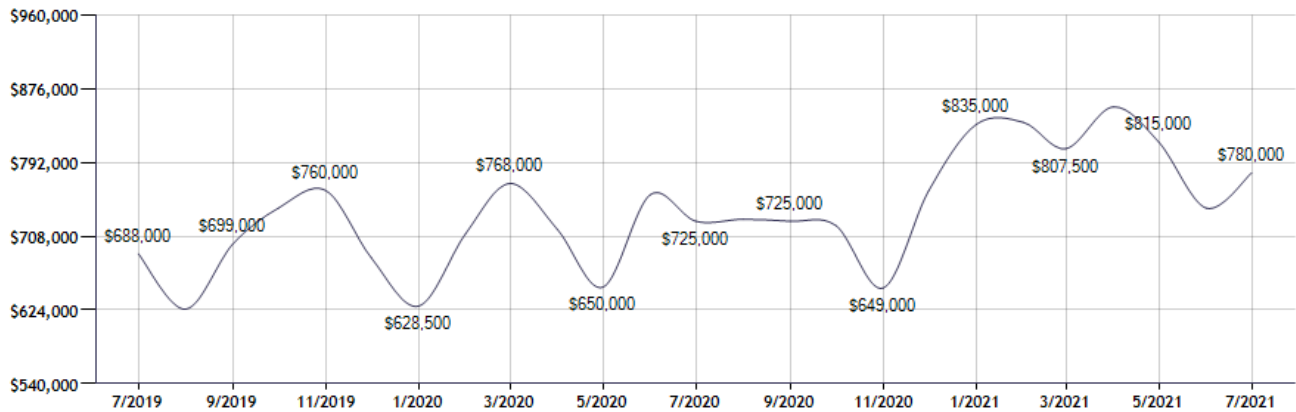
Current Available Inventory - 1,287  
 Current Median List Price - \$950,000

Residential, Condo, Co-op Properties



Month	Current Year	Prior Year	% Change
Jul-2021	\$780,000	\$725,000	7.6
Jun-2021	\$740,000	\$755,000	-2.0
May-2021	\$815,000	\$650,000	25.4
Apr-2021	\$855,000	\$716,000	19.4
Mar-2021	\$807,500	\$768,000	5.1
Feb-2021	\$837,500	\$711,250	17.8
Jan-2021	\$835,000	\$628,500	32.9
Dec-2020	\$760,000	\$683,250	11.2
Nov-2020	\$649,000	\$760,000	-14.6
Oct-2020	\$720,000	\$740,000	-2.7
Sep-2020	\$725,000	\$699,000	3.7
Aug-2020	\$727,250	\$625,000	16.4

## Pending Sales Median Price for: Location: Kings/Brooklyn (County) (Last 24 Months - Residential, Condo, Co-op Properties)



Note: Information displayed in the data table is compiled by OneKey™ MLS and represents a combined total of Residential, Condo, Co-op Properties sales for the selected time frame. Only available data will be displayed. Please note that small data samples will skew the % of change year to year. This information is intended for marketing purposes only.

## Sold Property Counts for:

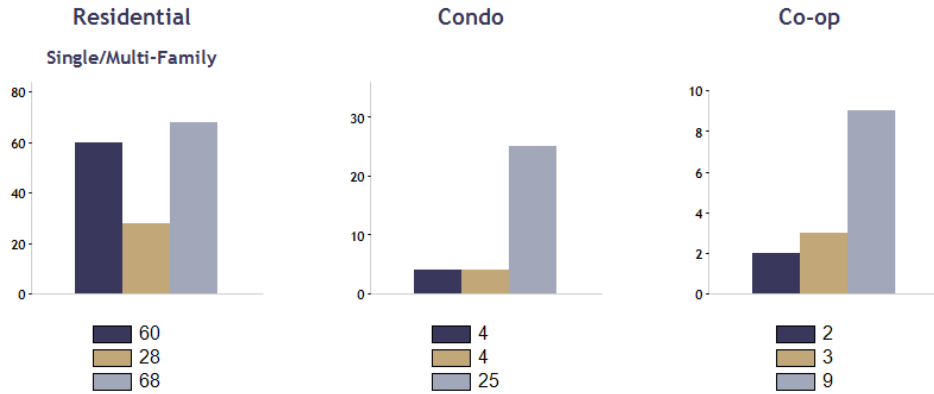
Location: Kings/Brooklyn (County)

Date Range



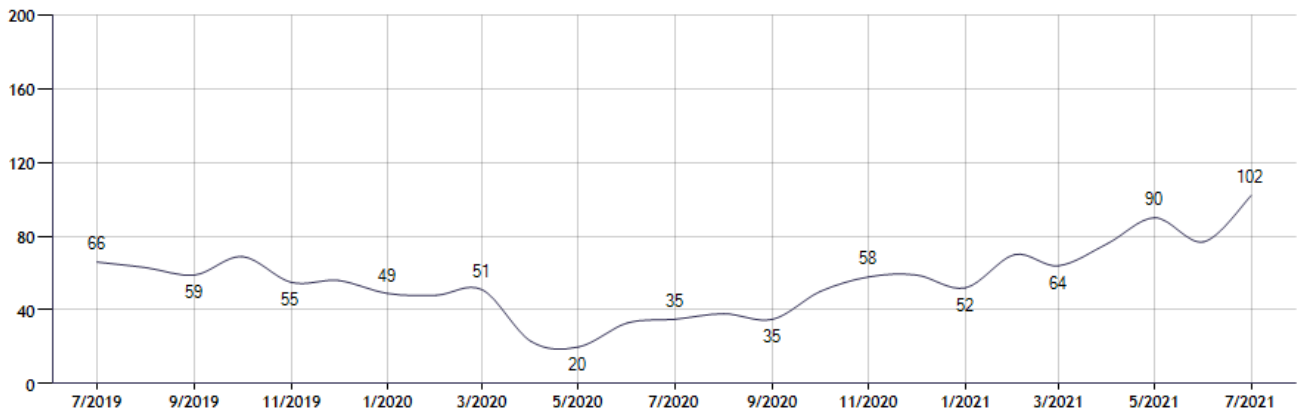
Current Available Inventory - 1,287  
Current Median List Price - \$950,000

Residential, Condo, Co-op Properties



Month	Current Year	Prior Year	% Change
Jul-2021	102	35	191.4
Jun-2021	77	33	133.3
May-2021	90	20	350.0
Apr-2021	76	23	230.4
Mar-2021	64	51	25.5
Feb-2021	70	48	45.8
Jan-2021	52	49	6.1
Dec-2020	59	56	5.4
Nov-2020	58	55	5.5
Oct-2020	50	69	-27.5
Sep-2020	35	59	-40.7
Aug-2020	38	63	-39.7

## Sold Property Counts for: Location: Kings/Brooklyn (County) (Last 24 Months - Residential, Condo, Co-op Properties)



Note: Information displayed in the data table is compiled by OneKey™ MLS and represents a combined total of Residential, Condo, Co-op Properties sales for the selected time frame. Only available data will be displayed. Please note that small data samples will skew the % of change year to year. This information is intended for marketing purposes only.

## Pending Sales Counts for:

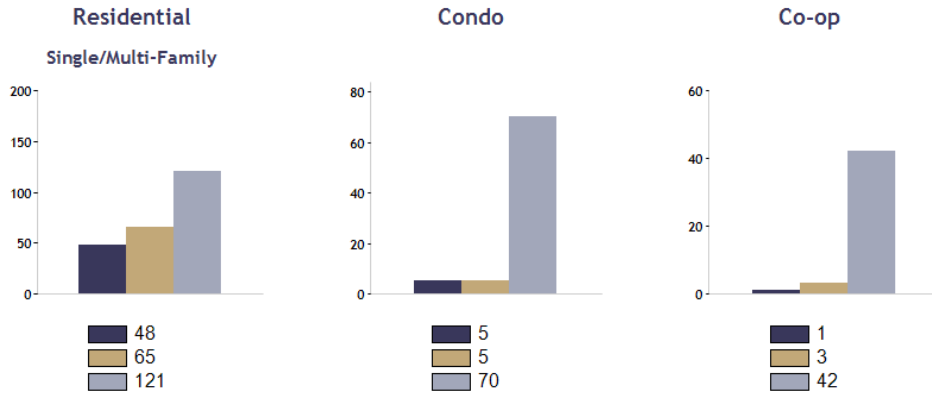
Location: Kings/Brooklyn (County)

Date Range



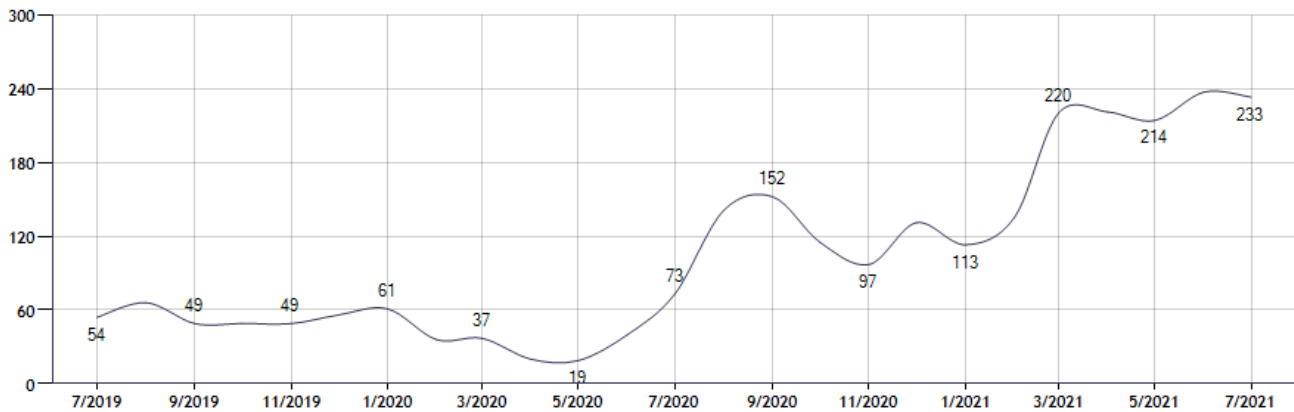
Current Available Inventory - 1,287  
Current Median List Price - \$950,000

Residential, Condo, Co-op Properties



Month	Current Year	Prior Year	% Change
Jul-2021	233	73	219.2
Jun-2021	237	40	492.5
May-2021	214	19	1,026.3
Apr-2021	221	20	1,005.0
Mar-2021	220	37	494.6
Feb-2021	135	36	275.0
Jan-2021	113	61	85.2
Dec-2020	131	56	133.9
Nov-2020	97	49	98.0
Oct-2020	115	49	134.7
Sep-2020	152	49	210.2
Aug-2020	141	66	113.6

## Pending Sales Counts for: Location: Kings/Brooklyn (County) (Last 24 Months - Residential, Condo, Co-op Properties)



Note: Information displayed in the data table is compiled by OneKey™ MLS and represents a combined total of Residential, Condo, Co-op Properties sales for the selected time frame. Only available data will be displayed. Please note that small data samples will skew the % of change year to year. This information is intended for marketing purposes only.