



Suffolk County Market Updates

June 2021

Closed Median Sale Price 2
Pending Median Sale Price 3
Number of Closed Monthly Transactions 4
Number of Pending Monthly Transaction 5

Sold Property Median Price for:

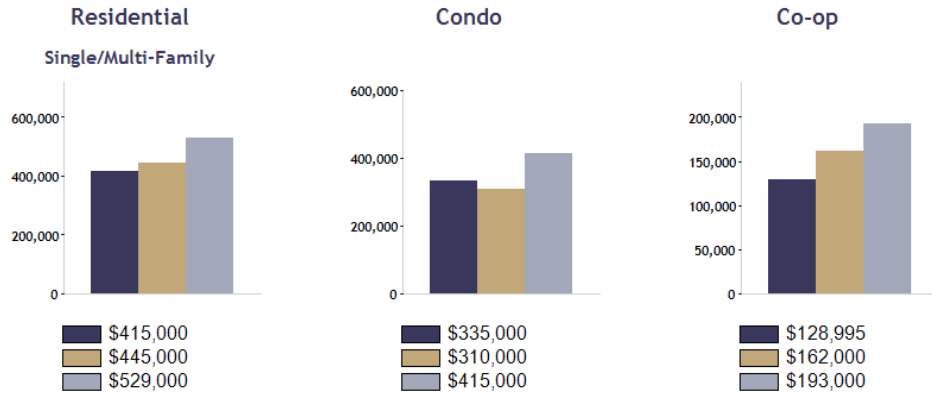
Location: Suffolk (County)

Date Range

Jun 2019	Jun 2020	Jun 2021
----------	----------	----------

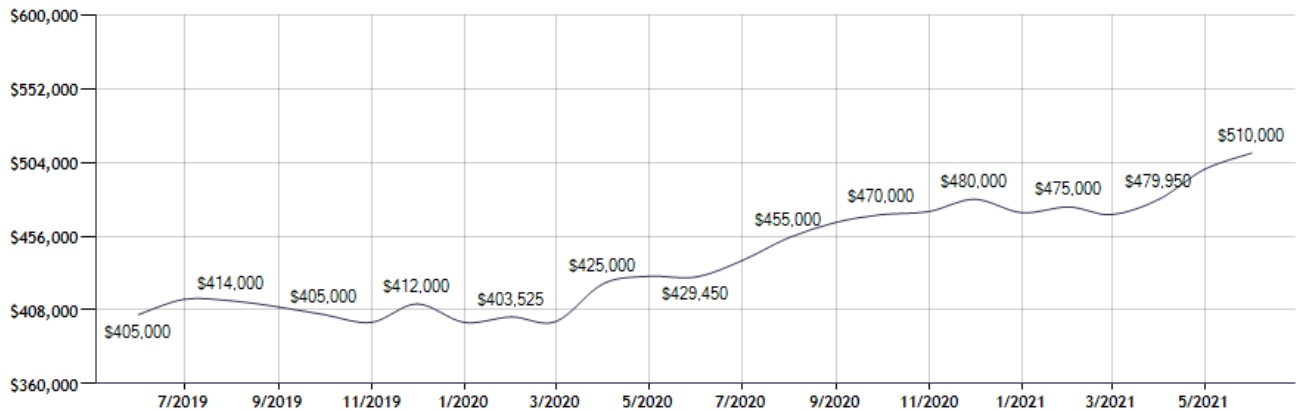
Current Available Inventory - 3,541
 Current Median List Price - \$599,000

Residential, Condo, Co-op Properties



Month	Current Year	Prior Year	% Change
Jun-2021	\$510,000	\$429,450	18.8
May-2021	\$499,490	\$429,950	16.2
Apr-2021	\$479,950	\$425,000	12.9
Mar-2021	\$470,000	\$400,500	17.4
Feb-2021	\$475,000	\$403,525	17.7
Jan-2021	\$471,301	\$400,000	17.8
Dec-2020	\$480,000	\$412,000	16.5
Nov-2020	\$472,000	\$400,000	18.0
Oct-2020	\$470,000	\$405,000	16.0
Sep-2020	\$465,000	\$410,000	13.4
Aug-2020	\$455,000	\$414,000	9.9
Jul-2020	\$440,000	\$415,000	6.0

Sold Property Median Price for: Location: Suffolk (County) (Last 24 Months - Residential, Condo, Co-op Properties)



Note: Information displayed in the data table is compiled by OneKey™ MLS and represents a combined total of Residential, Condo, Co-op Properties sales for the selected time frame. Only available data will be displayed. Please note that small data samples will skew the % of change year to year. This information is intended for marketing purposes only.

Pending Sales Median Price for:

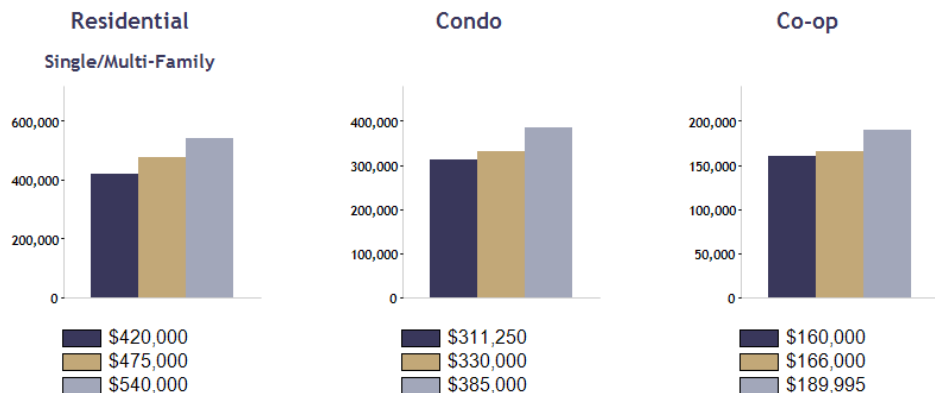
Location: Suffolk (County)

Date Range



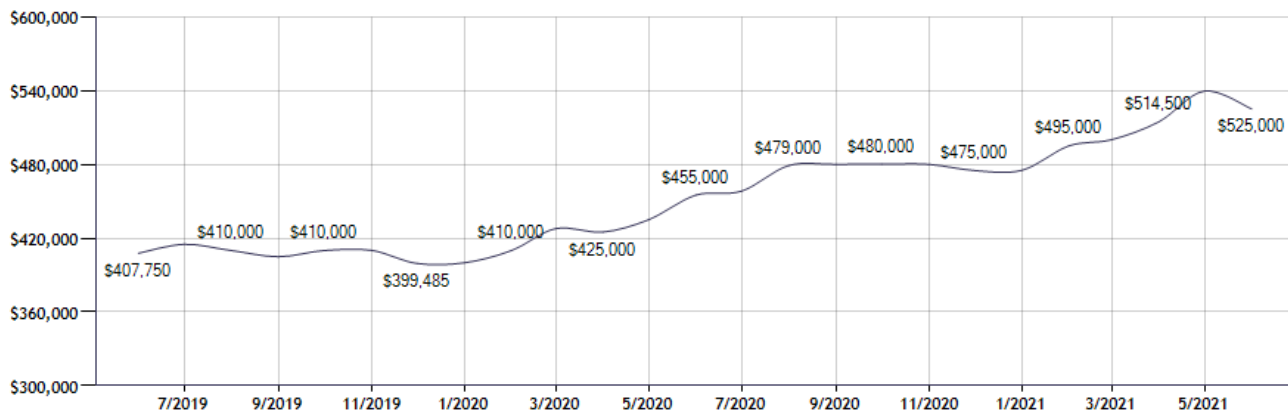
Current Available Inventory - 3,541
Current Median List Price - \$599,000

Residential, Condo, Co-op Properties



Month	Current Year	Prior Year	% Change
Jun-2021	\$525,000	\$455,000	15.4
May-2021	\$539,500	\$435,000	24.0
Apr-2021	\$514,500	\$425,000	21.1
Mar-2021	\$500,000	\$427,750	16.9
Feb-2021	\$495,000	\$410,000	20.7
Jan-2021	\$475,000	\$400,000	18.8
Dec-2020	\$475,000	\$399,485	18.9
Nov-2020	\$480,000	\$410,000	17.1
Oct-2020	\$480,000	\$410,000	17.1
Sep-2020	\$480,000	\$405,000	18.5
Aug-2020	\$479,000	\$410,000	16.8
Jul-2020	\$458,250	\$415,000	10.4

Pending Sales Median Price for: Location: Suffolk (County) (Last 24 Months - Residential, Condo, Co-op Properties)



Note: Information displayed in the data table is compiled by OneKey™ MLS and represents a combined total of Residential, Condo, Co-op Properties sales for the selected time frame. Only available data will be displayed. Please note that small data samples will skew the % of change year to year. This information is intended for marketing purposes only.

Sold Property Counts for:

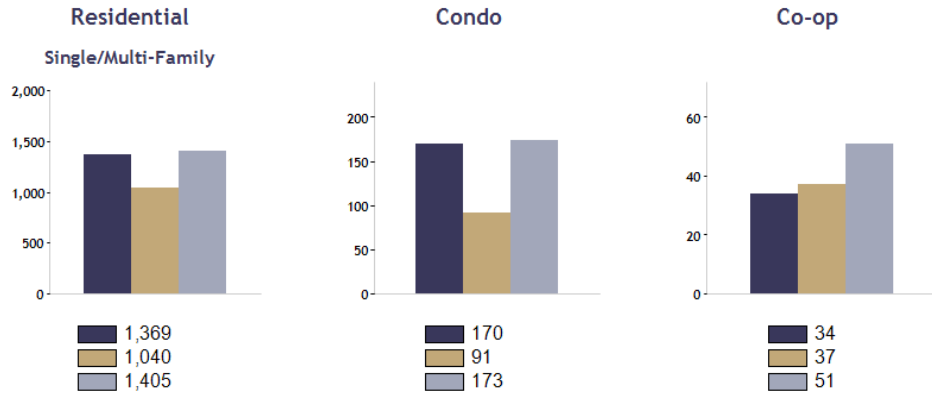
Location: Suffolk (County)

Date Range



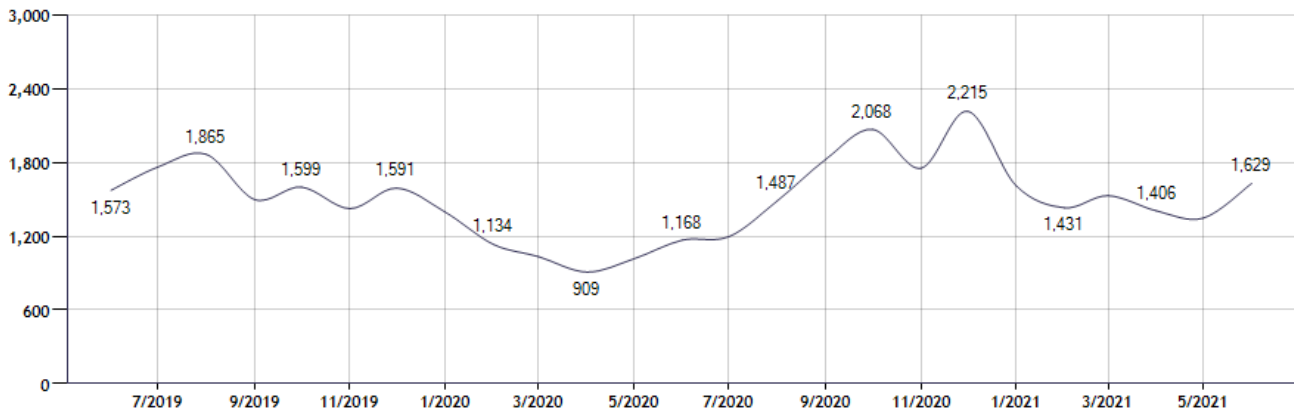
Current Available Inventory - 3,541
 Current Median List Price - \$599,000

Residential, Condo, Co-op Properties



Month	Current Year	Prior Year	% Change
Jun-2021	1,629	1,168	39.5
May-2021	1,347	1,016	32.6
Apr-2021	1,406	909	54.7
Mar-2021	1,529	1,034	47.9
Feb-2021	1,431	1,134	26.2
Jan-2021	1,610	1,397	15.2
Dec-2020	2,215	1,591	39.2
Nov-2020	1,752	1,424	23.0
Oct-2020	2,068	1,599	29.3
Sep-2020	1,824	1,498	21.8
Aug-2020	1,487	1,865	-20.3
Jul-2020	1,197	1,762	-32.1

Sold Property Counts for: Location: Suffolk (County) (Last 24 Months - Residential, Condo, Co-op Properties)



Note: Information displayed in the data table is compiled by OneKey™ MLS and represents a combined total of Residential, Condo, Co-op Properties sales for the selected time frame. Only available data will be displayed. Please note that small data samples will skew the % of change year to year. This information is intended for marketing purposes only.

Pending Sales Counts for:

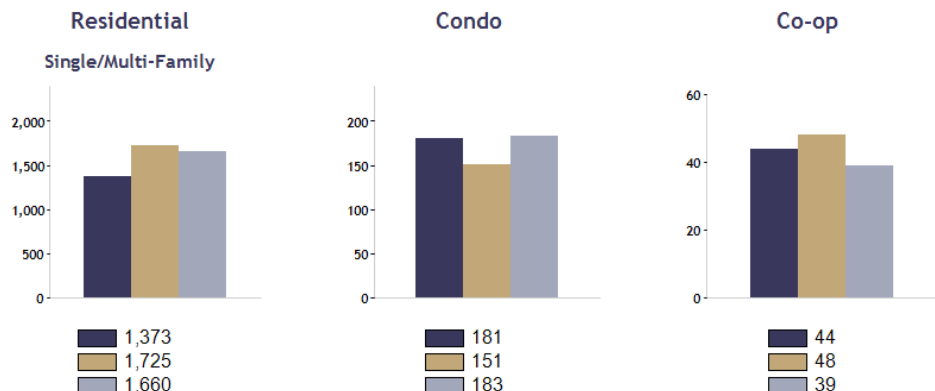
Location: Suffolk (County)

Date Range



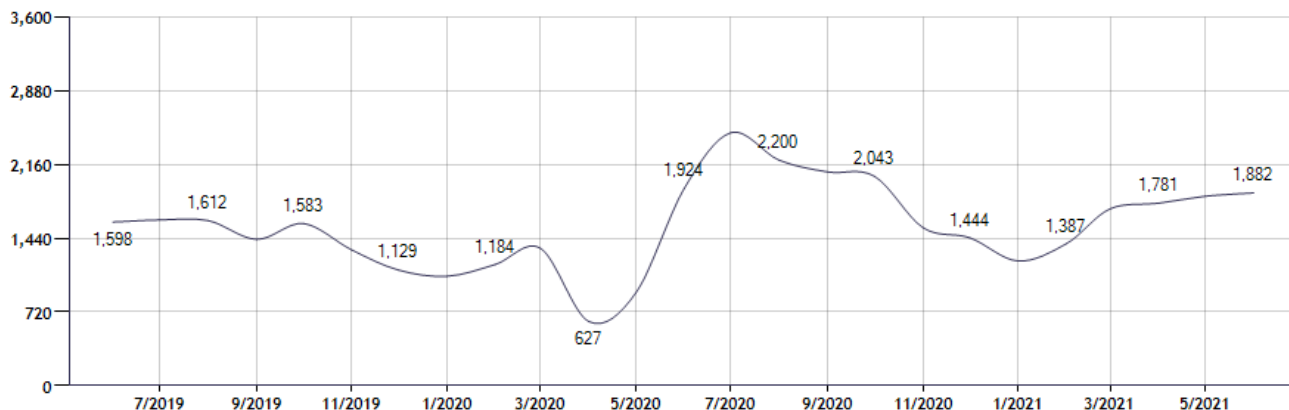
Current Available Inventory - 3,542
Current Median List Price - \$599,000

Residential, Condo, Co-op Properties



Month	Current Year	Prior Year	% Change
Jun-2021	1,882	1,924	-2.2
May-2021	1,849	907	103.9
Apr-2021	1,781	627	184.1
Mar-2021	1,726	1,341	28.7
Feb-2021	1,387	1,184	17.1
Jan-2021	1,218	1,069	13.9
Dec-2020	1,444	1,129	27.9
Nov-2020	1,543	1,325	16.5
Oct-2020	2,043	1,583	29.1
Sep-2020	2,086	1,429	46.0
Aug-2020	2,200	1,612	36.5
Jul-2020	2,469	1,618	52.6

Pending Sales Counts for: Location: Suffolk (County) (Last 24 Months - Residential, Condo, Co-op Properties)



Note: Information displayed in the data table is compiled by OneKey™ MLS and represents a combined total of Residential, Condo, Co-op Properties sales for the selected time frame. Only available data will be displayed. Please note that small data samples will skew the % of change year to year. This information is intended for marketing purposes only.