



Brooklyn Market Updates

June 2021

Closed Median Sale Price 2
Pending Median Sale Price 3
Number of Closed Monthly Transactions 4
Number of Pending Monthly Transaction 5

Sold Property Median Price for:

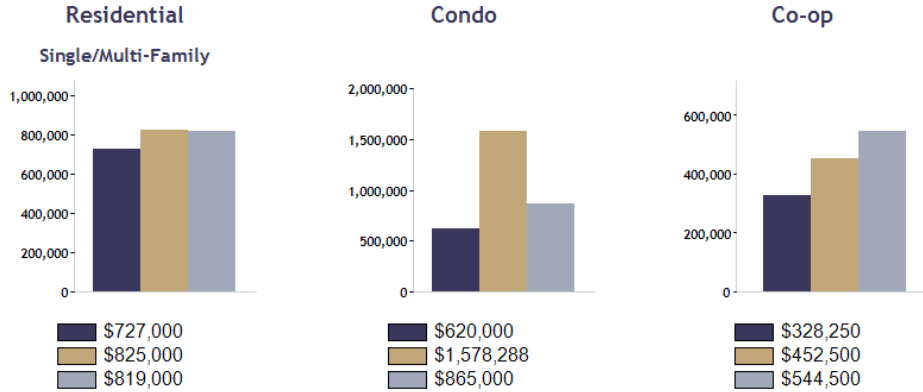
Location: Kings/Brooklyn (County)

Date Range

Jun 2019	Jun 2020	Jun 2021
----------	----------	----------

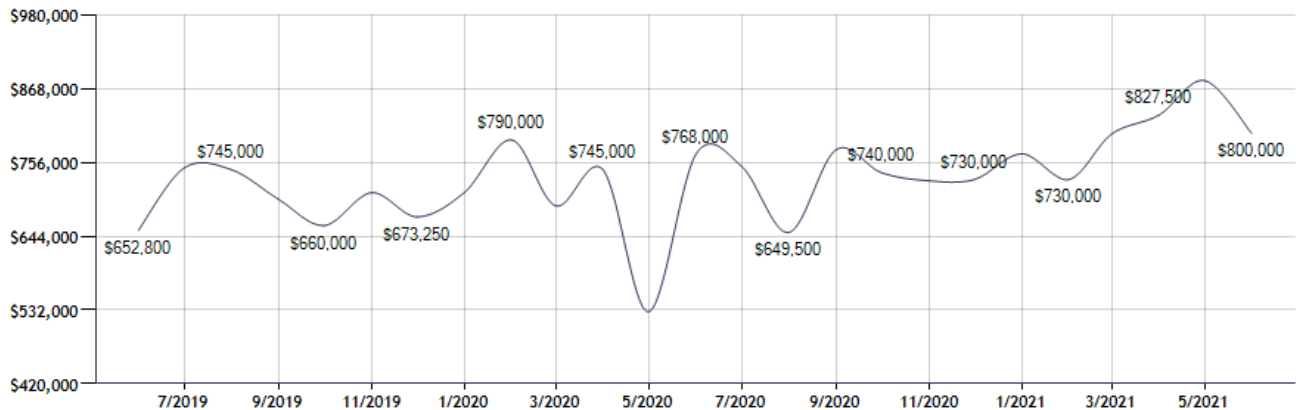
Current Available Inventory - 1,341
 Current Median List Price - \$975,000

Residential, Condo, Co-op Properties



Month	Current Year	Prior Year	% Change
Jun-2021	\$800,000	\$768,000	4.2
May-2021	\$880,000	\$529,500	66.2
Apr-2021	\$827,500	\$745,000	11.1
Mar-2021	\$799,000	\$689,850	15.8
Feb-2021	\$730,000	\$790,000	-7.6
Jan-2021	\$769,000	\$710,000	8.3
Dec-2020	\$730,000	\$673,250	8.4
Nov-2020	\$728,000	\$710,000	2.5
Oct-2020	\$740,000	\$660,000	12.1
Sep-2020	\$775,000	\$700,000	10.7
Aug-2020	\$649,500	\$745,000	-12.8
Jul-2020	\$750,000	\$747,500	0.3

Sold Property Median Price for: Location: Kings/Brooklyn (County) (Last 24 Months - Residential, Condo, Co-op Properties)



Note: Information displayed in the data table is compiled by OneKey™ MLS and represents a combined total of Residential, Condo, Co-op Properties sales for the selected time frame. Only available data will be displayed. Please note that small data samples will skew the % of change year to year. This information is intended for marketing purposes only.

Pending Sales Median Price for:

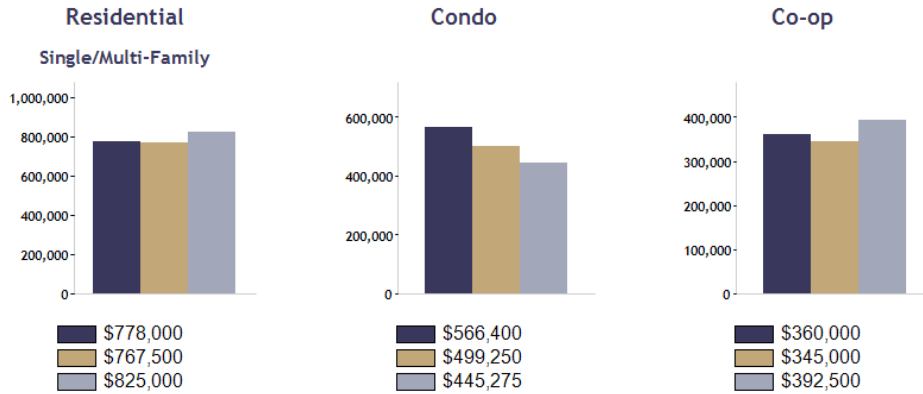
Location: Kings/Brooklyn (County)

Date Range

Jun 2019	Jun 2020	Jun 2021
----------	----------	----------

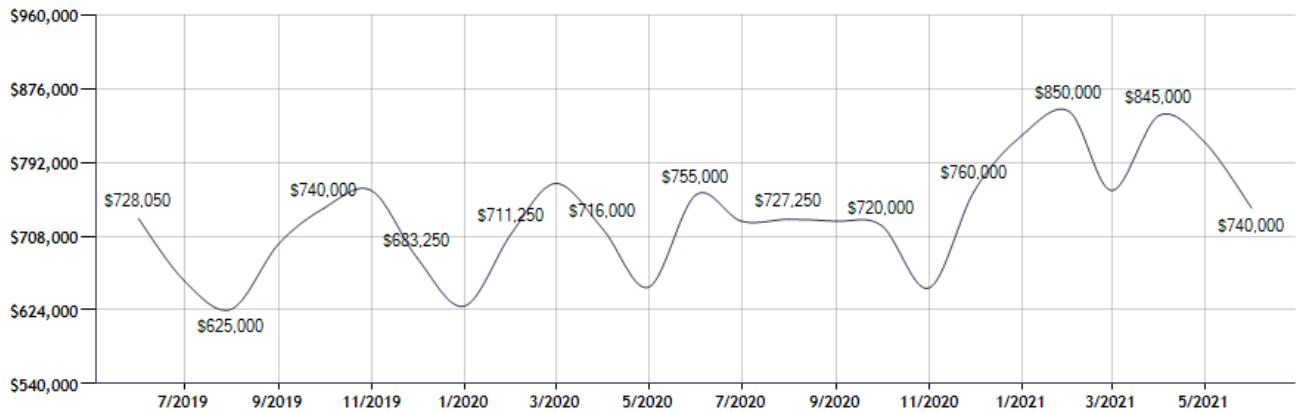
Current Available Inventory - 1,341
 Current Median List Price - \$975,000

Residential, Condo, Co-op Properties



Month	Current Year	Prior Year	% Change
Jun-2021	\$740,000	\$755,000	-2.0
May-2021	\$815,000	\$650,000	25.4
Apr-2021	\$845,000	\$716,000	18.0
Mar-2021	\$760,000	\$768,000	-1.0
Feb-2021	\$850,000	\$711,250	19.5
Jan-2021	\$822,500	\$628,500	30.9
Dec-2020	\$760,000	\$683,250	11.2
Nov-2020	\$649,000	\$760,000	-14.6
Oct-2020	\$720,000	\$740,000	-2.7
Sep-2020	\$725,000	\$699,000	3.7
Aug-2020	\$727,250	\$625,000	16.4
Jul-2020	\$725,000	\$657,500	10.3

Pending Sales Median Price for: Location: Kings/Brooklyn (County) (Last 24 Months - Residential, Condo, Co-op Properties)



Note: Information displayed in the data table is compiled by OneKey™ MLS and represents a combined total of Residential, Condo, Co-op Properties sales for the selected time frame. Only available data will be displayed. Please note that small data samples will skew the % of change year to year. This information is intended for marketing purposes only.

Sold Property Counts for:

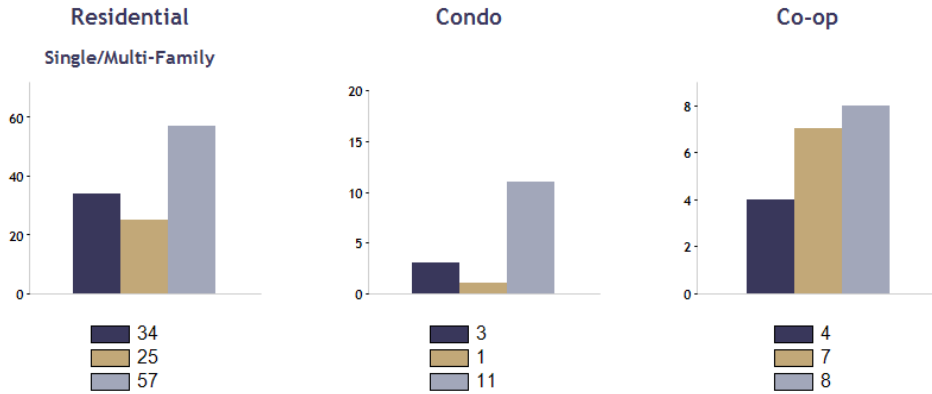
Location: Kings/Brooklyn (County)

Date Range



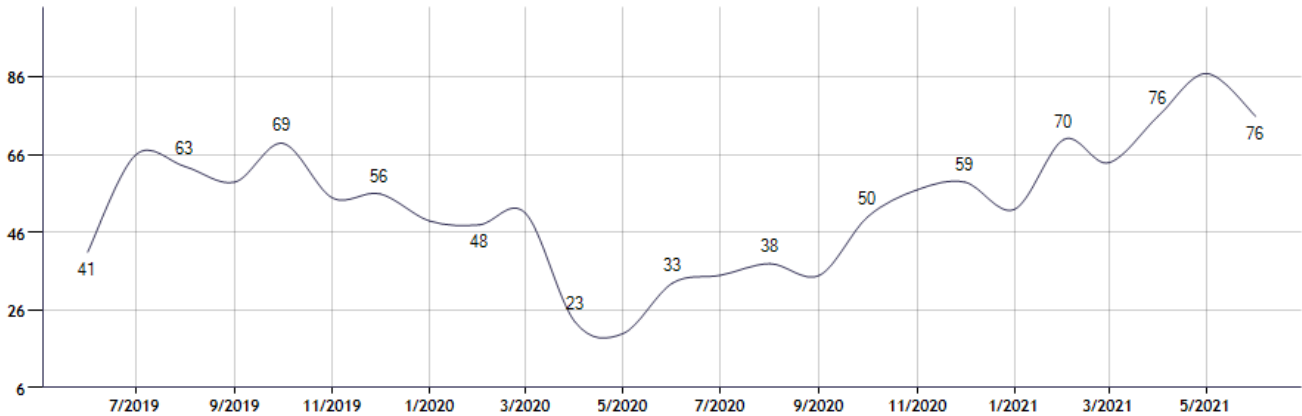
Current Available Inventory - 1,341
 Current Median List Price - \$975,000

Residential, Condo, Co-op Properties



Month	Current Year	Prior Year	% Change
Jun-2021	76	33	130.3
May-2021	87	20	335.0
Apr-2021	76	23	230.4
Mar-2021	64	51	25.5
Feb-2021	70	48	45.8
Jan-2021	52	49	6.1
Dec-2020	59	56	5.4
Nov-2020	57	55	3.6
Oct-2020	50	69	-27.5
Sep-2020	35	59	-40.7
Aug-2020	38	63	-39.7
Jul-2020	35	66	-47.0

Sold Property Counts for: Location: Kings/Brooklyn (County) (Last 24 Months - Residential, Condo, Co-op Properties)



Note: Information displayed in the data table is compiled by OneKey™ MLS and represents a combined total of Residential, Condo, Co-op Properties sales for the selected time frame. Only available data will be displayed. Please note that small data samples will skew the % of change year to year. This information is intended for marketing purposes only.

Pending Sales Counts for:

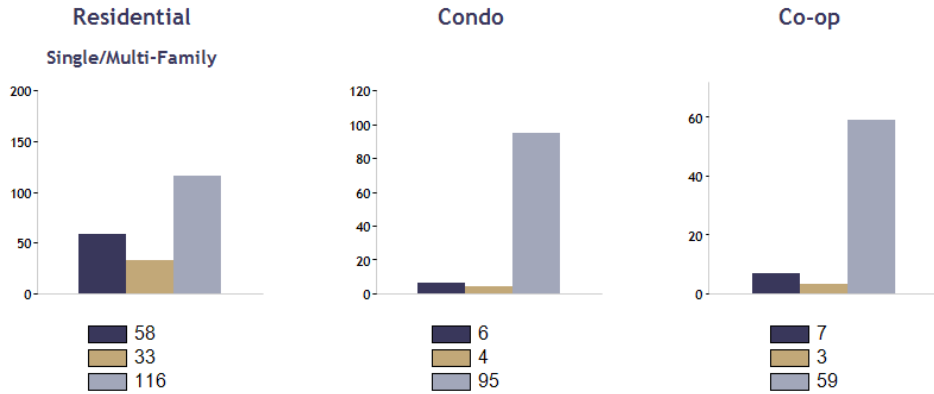
Location: Kings/Brooklyn (County)

Date Range



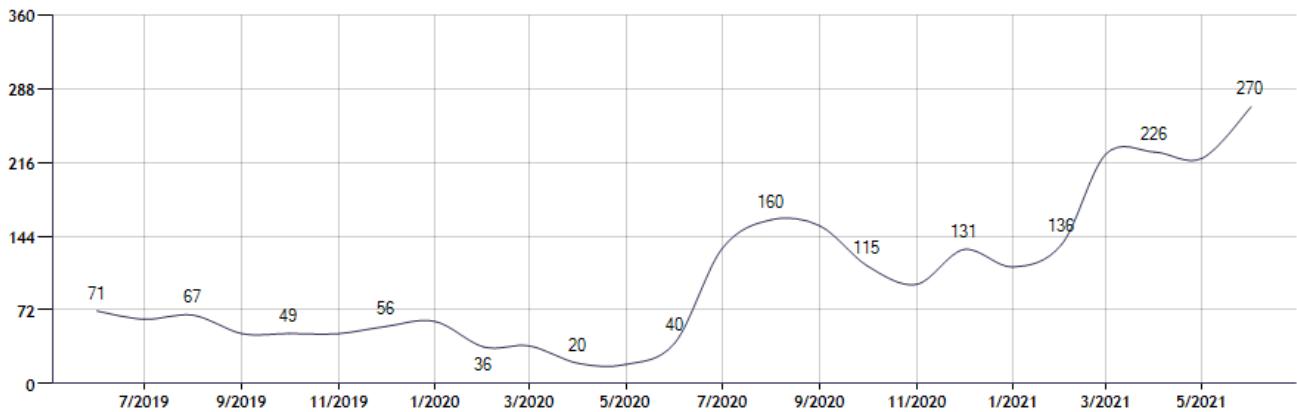
Current Available Inventory - 1,342
Current Median List Price - \$975,000

Residential, Condo, Co-op Properties



Month	Current Year	Prior Year	% Change
Jun-2021	270	40	575.0
May-2021	220	19	1,057.9
Apr-2021	226	20	1,030.0
Mar-2021	224	37	505.4
Feb-2021	136	36	277.8
Jan-2021	114	61	86.9
Dec-2020	131	56	133.9
Nov-2020	97	49	98.0
Oct-2020	115	49	134.7
Sep-2020	154	49	214.3
Aug-2020	160	67	138.8
Jul-2020	132	63	109.5

Pending Sales Counts for: Location: Kings/Brooklyn (County) (Last 24 Months - Residential, Condo, Co-op Properties)



Note: Information displayed in the data table is compiled by OneKey™ MLS and represents a combined total of Residential, Condo, Co-op Properties sales for the selected time frame. Only available data will be displayed. Please note that small data samples will skew the % of change year to year. This information is intended for marketing purposes only.