



# Suffolk County Market Updates

---

## May 2021

Closed Median Sale Price	..... 2
Pending Median Sale Price	..... 3
Number of Closed Monthly Transactions	..... 4
Number of Pending Monthly Transaction	..... 5

## Sold Property Median Price for:

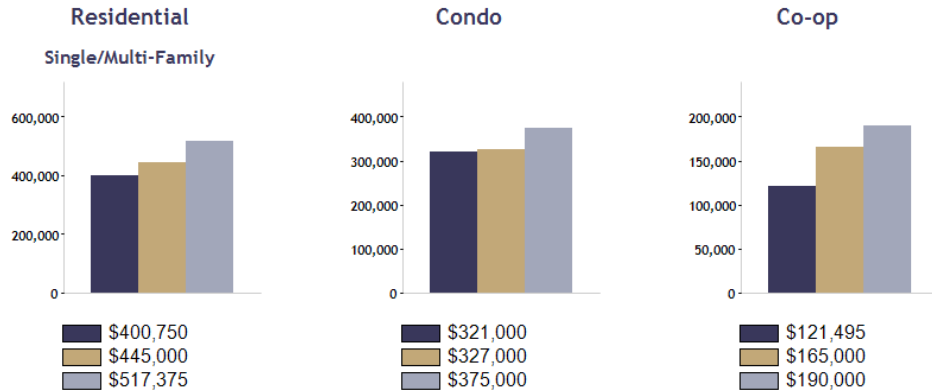
### Location: Suffolk (County)

Date Range



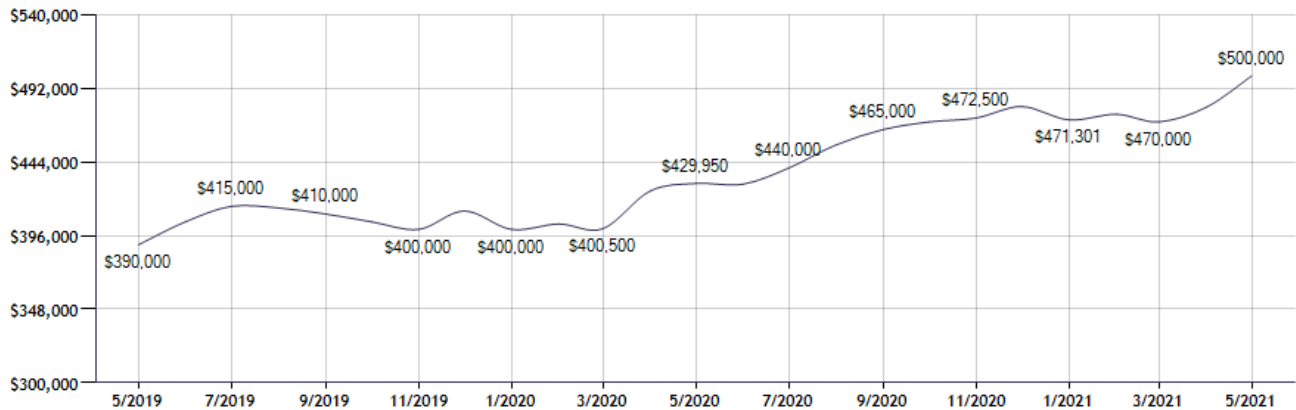
Current Available Inventory - 3,375  
Current Median List Price - \$589,000

Residential, Condo, Co-op Properties



Month	Current Year	Prior Year	% Change
May-2021	\$500,000	\$429,950	16.3
Apr-2021	\$479,450	\$425,000	12.8
Mar-2021	\$470,000	\$400,500	17.4
Feb-2021	\$475,000	\$403,525	17.7
Jan-2021	\$471,301	\$400,000	17.8
Dec-2020	\$480,000	\$412,000	16.5
Nov-2020	\$472,500	\$400,000	18.1
Oct-2020	\$470,000	\$405,000	16.0
Sep-2020	\$465,000	\$410,000	13.4
Aug-2020	\$455,000	\$414,000	9.9
Jul-2020	\$440,000	\$415,000	6.0
Jun-2020	\$429,450	\$405,000	6.0

### Sold Property Median Price for: Location: Suffolk (County) (Last 24 Months - Residential, Condo, Co-op Properties)

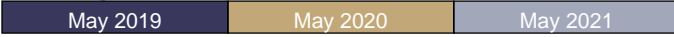


Note: Information displayed in the data table is compiled by OneKey™ MLS and represents a combined total of Residential, Condo, Co-op Properties sales for the selected time frame. Only available data will be displayed. Please note that small data samples will skew the % of change year to year. This information is intended for marketing purposes only.

### Pending Sales Median Price for:

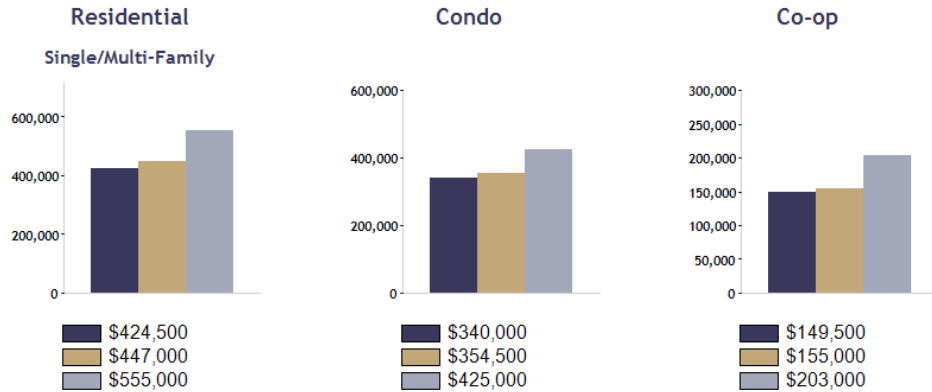
#### Location: Suffolk (County)

Date Range



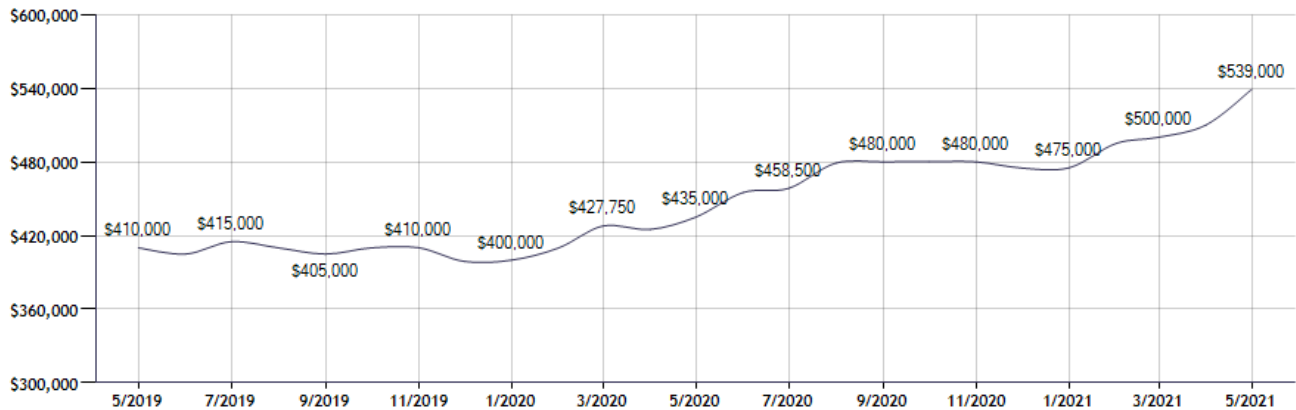
Current Available Inventory - 3,375  
Current Median List Price - \$589,000

Residential, Condo, Co-op Properties



Month	Current Year	Prior Year	% Change
May-2021	\$539,000	\$435,000	23.9
Apr-2021	\$510,000	\$425,000	20.0
Mar-2021	\$500,000	\$427,750	16.9
Feb-2021	\$495,000	\$410,000	20.7
Jan-2021	\$475,000	\$400,000	18.8
Dec-2020	\$475,000	\$399,000	19.0
Nov-2020	\$480,000	\$410,000	17.1
Oct-2020	\$480,000	\$410,000	17.1
Sep-2020	\$480,000	\$405,000	18.5
Aug-2020	\$479,000	\$410,000	16.8
Jul-2020	\$458,500	\$415,000	10.5
Jun-2020	\$455,000	\$405,000	12.3

### Pending Sales Median Price for: Location: Suffolk (County) (Last 24 Months - Residential, Condo, Co-op Properties)



Note: Information displayed in the data table is compiled by OneKey<sup>™</sup> MLS and represents a combined total of Residential, Condo, Co-op Properties sales for the selected time frame. Only available data will be displayed. Please note that small data samples will skew the % of change year to year. This information is intended for marketing purposes only.

### Sold Property Counts for:

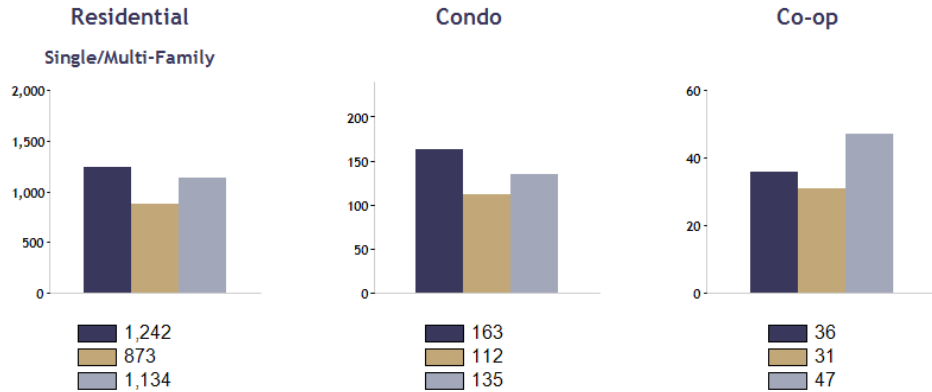
#### Location: Suffolk (County)

Date Range

May 2019	May 2020	May 2021
----------	----------	----------

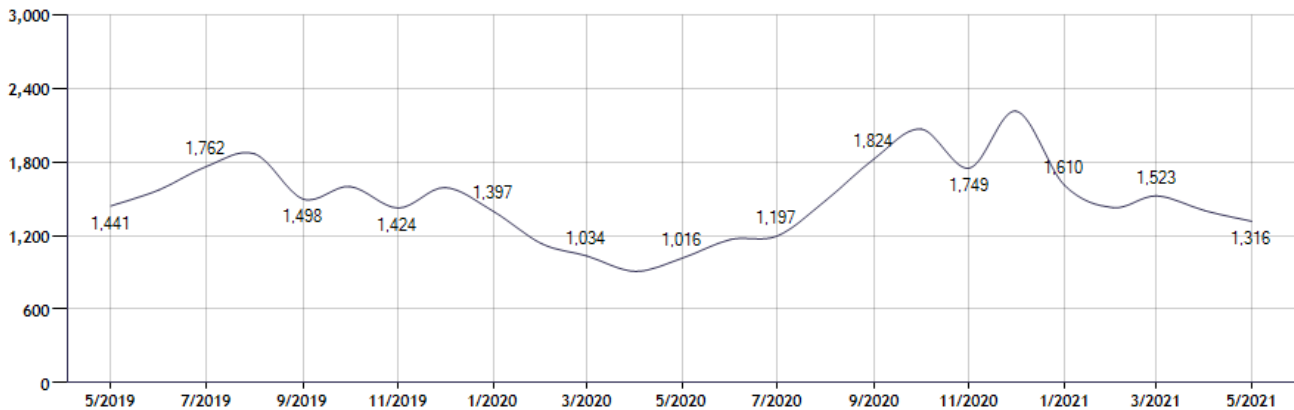
Current Available Inventory - 3,375  
 Current Median List Price - \$589,000

Residential, Condo, Co-op Properties



Month	Current Year	Prior Year	% Change
May-2021	1,316	1,016	29.5
Apr-2021	1,402	909	54.2
Mar-2021	1,523	1,034	47.3
Feb-2021	1,427	1,134	25.8
Jan-2021	1,610	1,397	15.2
Dec-2020	2,213	1,591	39.1
Nov-2020	1,749	1,424	22.8
Oct-2020	2,067	1,599	29.3
Sep-2020	1,824	1,498	21.8
Aug-2020	1,486	1,865	-20.3
Jul-2020	1,197	1,762	-32.1
Jun-2020	1,168	1,573	-25.7

### Sold Property Counts for: Location: Suffolk (County) (Last 24 Months - Residential, Condo, Co-op Properties)



Note: Information displayed in the data table is compiled by OneKey<sup>™</sup> MLS and represents a combined total of Residential, Condo, Co-op Properties sales for the selected time frame. Only available data will be displayed. Please note that small data samples will skew the % of change year to year. This information is intended for marketing purposes only.

## Pending Sales Counts for:

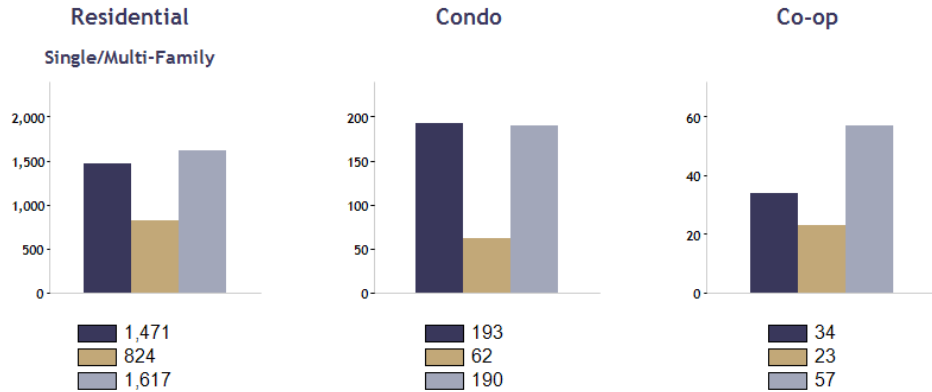
### Location: Suffolk (County)

Date Range

May 2019	May 2020	May 2021
----------	----------	----------

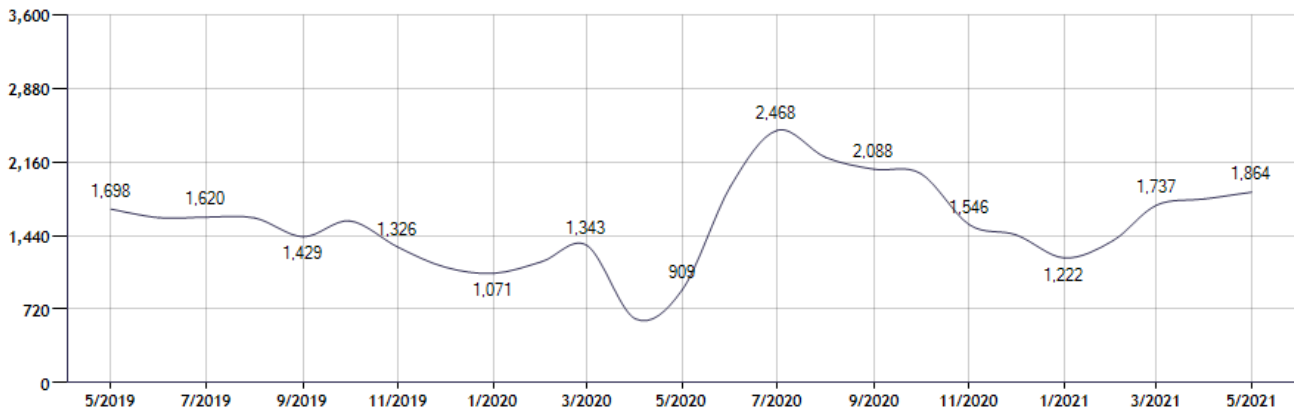
Current Available Inventory - 3,375  
 Current Median List Price - \$589,000

Residential, Condo, Co-op Properties



Month	Current Year	Prior Year	% Change
May-2021	1,864	909	105.1
Apr-2021	1,798	627	186.8
Mar-2021	1,737	1,343	29.3
Feb-2021	1,389	1,185	17.2
Jan-2021	1,222	1,071	14.1
Dec-2020	1,447	1,132	27.8
Nov-2020	1,546	1,326	16.6
Oct-2020	2,045	1,583	29.2
Sep-2020	2,088	1,429	46.1
Aug-2020	2,203	1,613	36.6
Jul-2020	2,468	1,620	52.3
Jun-2020	1,920	1,614	19.0

### Pending Sales Counts for: Location: Suffolk (County) (Last 24 Months - Residential, Condo, Co-op Properties)



Note: Information displayed in the data table is compiled by OneKey™ MLS and represents a combined total of Residential, Condo, Co-op Properties sales for the selected time frame. Only available data will be displayed. Please note that small data samples will skew the % of change year to year. This information is intended for marketing purposes only.