



Ulster County Market Updates

April 2021

Closed Median Home Price 2
Closed Median Transactions 3
Contracted Transactions 4

*Note that Condo Sales reflected in the bar graphs include listings with HOA fees.

Sold Property Median Price for:

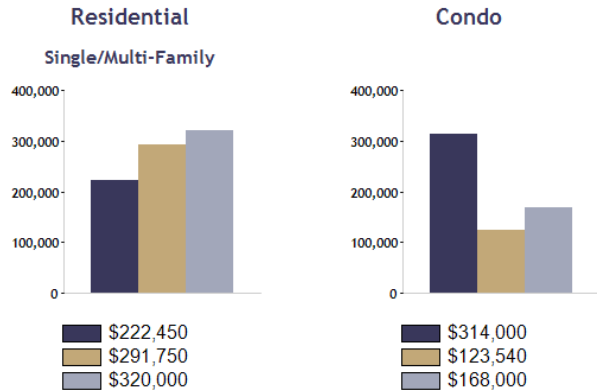
Location: Ulster (County)

Date Range

Apr 2019	Apr 2020	Apr 2021
----------	----------	----------

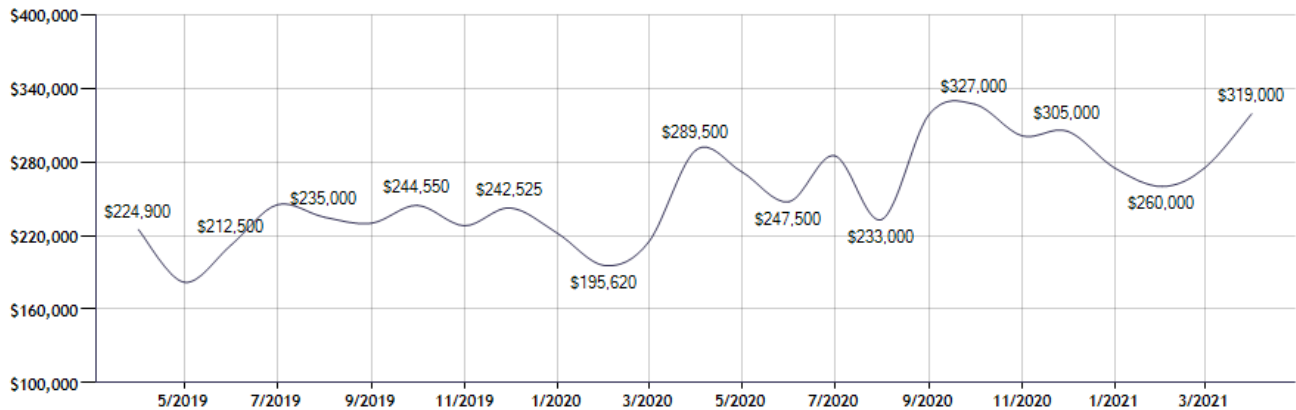
Current Available Inventory - 236
 Current Median List Price - \$399,000

Residential, Condo, Co-op Properties



Month	Current Year	Prior Year	% Change
Apr-2021	\$319,000	\$289,500	10.2
Mar-2021	\$275,000	\$214,725	28.1
Feb-2021	\$260,000	\$195,620	32.9
Jan-2021	\$275,000	\$222,000	23.9
Dec-2020	\$305,000	\$242,525	25.8
Nov-2020	\$301,250	\$228,000	32.1
Oct-2020	\$327,000	\$244,550	33.7
Sep-2020	\$318,250	\$230,000	38.4
Aug-2020	\$233,000	\$235,000	-0.9
Jul-2020	\$285,000	\$245,000	16.3
Jun-2020	\$247,500	\$212,500	16.5
May-2020	\$272,000	\$182,000	49.5

Sold Property Median Price for: Location: Ulster (County) (Last 24 Months - Residential, Condo, Co-op Properties)



Note: Information displayed in the data table is compiled by OneKey™ MLS and represents a combined total of Residential, Condo, Co-op Properties sales for the selected time frame. Only available data will be displayed. Please note that small data samples will skew the % of change year to year. This information is intended for marketing purposes only.

Sold Property Counts for:

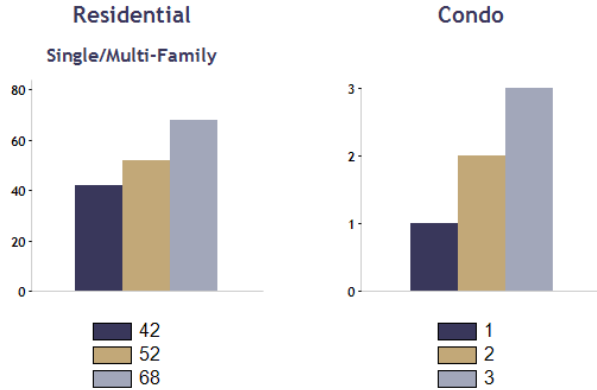
Location: Ulster (County)

Date Range



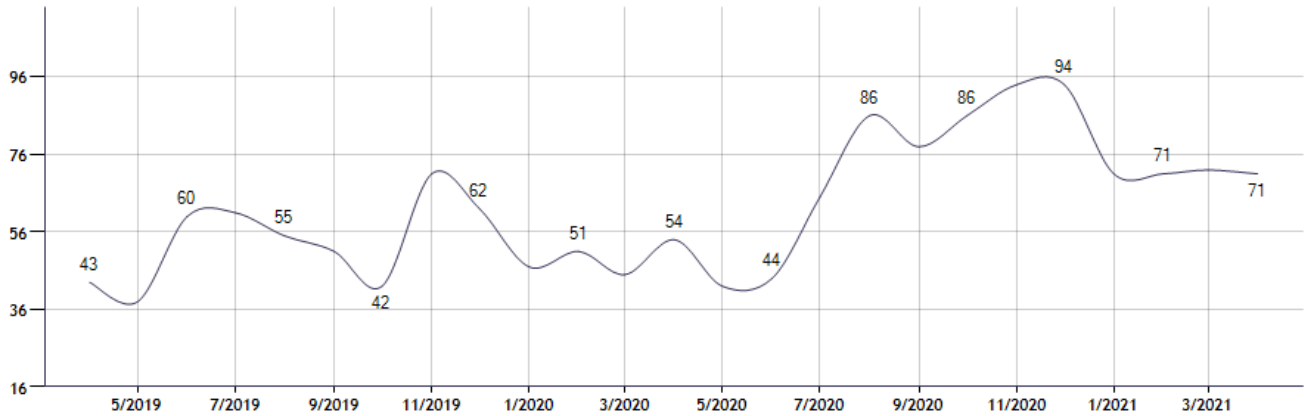
Current Available Inventory - 236
Current Median List Price - \$399,000

Residential, Condo, Co-op Properties



Month	Current Year	Prior Year	% Change
Apr-2021	71	54	31.5
Mar-2021	72	45	60.0
Feb-2021	71	51	39.2
Jan-2021	71	47	51.1
Dec-2020	94	62	51.6
Nov-2020	94	71	32.4
Oct-2020	86	42	104.8
Sep-2020	78	51	52.9
Aug-2020	86	55	56.4
Jul-2020	65	61	6.6
Jun-2020	44	60	-26.7
May-2020	42	38	10.5

Sold Property Counts for: Location: Ulster (County) (Last 24 Months - Residential, Condo, Co-op Properties)



Note: Information displayed in the data table is compiled by OneKey™ MLS and represents a combined total of Residential, Condo, Co-op Properties sales for the selected time frame. Only available data will be displayed. Please note that small data samples will skew the % of change year to year. This information is intended for marketing purposes only.

Pending Sales Counts for:

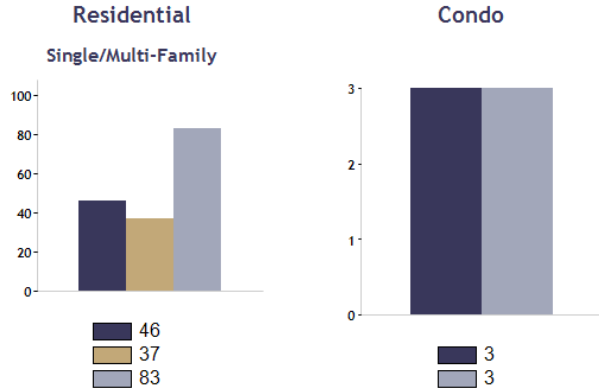
Location: Ulster (County)

Date Range

Apr 2019	Apr 2020	Apr 2021
----------	----------	----------

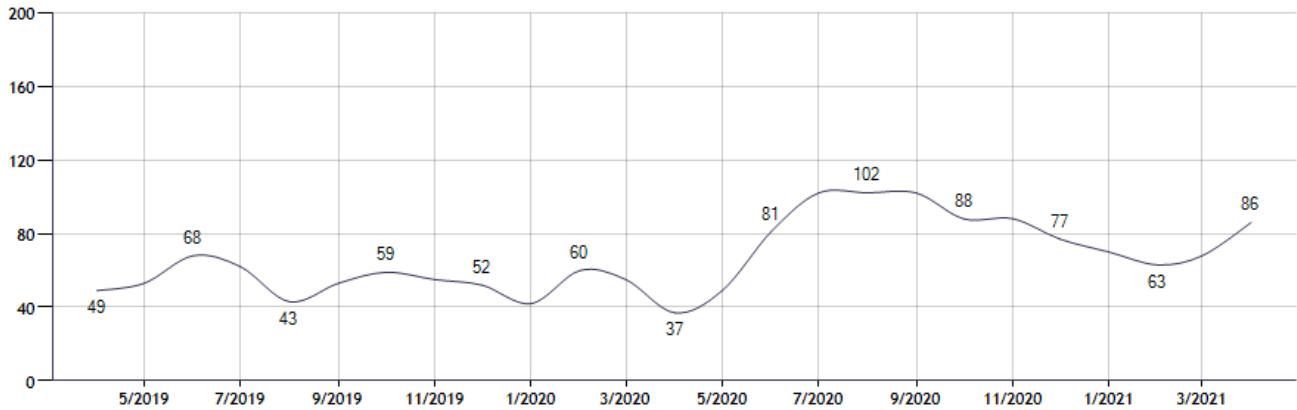
Current Available Inventory - 236
 Current Median List Price - \$399,000

Residential, Condo, Co-op Properties



Month	Current Year	Prior Year	% Change
Apr-2021	86	37	132.4
Mar-2021	68	55	23.6
Feb-2021	63	60	5.0
Jan-2021	70	42	66.7
Dec-2020	77	52	48.1
Nov-2020	88	55	60.0
Oct-2020	88	59	49.2
Sep-2020	102	53	92.5
Aug-2020	102	43	137.2
Jul-2020	102	62	64.5
Jun-2020	81	68	19.1
May-2020	49	53	-7.5

Pending Sales Counts for: Location: Ulster (County) (Last 24 Months - Residential, Condo, Co-op Properties)



Note: Information displayed in the data table is compiled by OneKey™ MLS and represents a combined total of Residential, Condo, Co-op Properties sales for the selected time frame. Only available data will be displayed. Please note that small data samples will skew the % of change year to year. This information is intended for marketing purposes only.