

April 2021

Closed Median Sale Price 2
Pending Median Sale Price 3
Number of Closed Monthly Transactions 4
Number of Pending Monthly Transaction 5

Sold Property Median Price for:

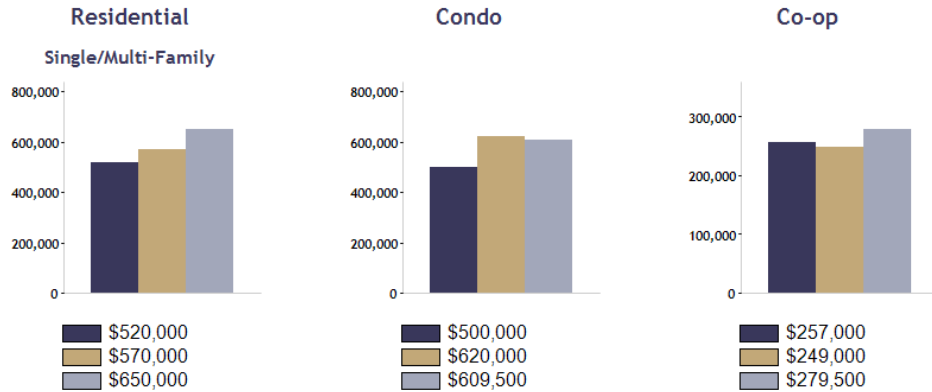
Location: Nassau (County)

Date Range

Apr 2019	Apr 2020	Apr 2021
----------	----------	----------

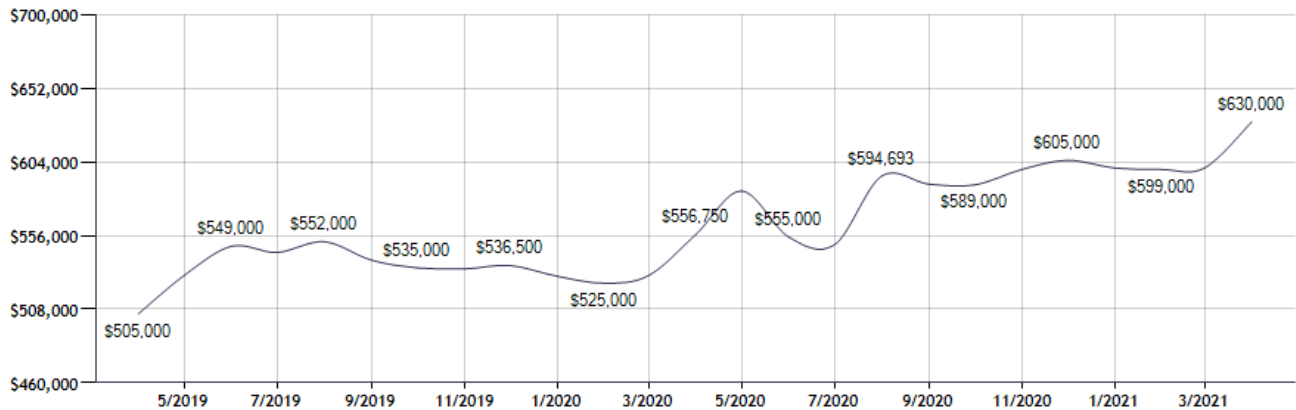
Current Available Inventory - 3,424
 Current Median List Price - \$772,500

Residential, Condo, Co-op Properties



Month	Current Year	Prior Year	% Change
Apr-2021	\$630,000	\$556,750	13.2
Mar-2021	\$600,000	\$530,000	13.2
Feb-2021	\$599,000	\$525,000	14.1
Jan-2021	\$600,000	\$529,500	13.3
Dec-2020	\$605,000	\$536,500	12.8
Nov-2020	\$599,000	\$534,300	12.1
Oct-2020	\$589,000	\$535,000	10.1
Sep-2020	\$589,500	\$540,000	9.2
Aug-2020	\$594,693	\$552,000	7.7
Jul-2020	\$550,000	\$545,000	0.9
Jun-2020	\$555,000	\$549,000	1.1
May-2020	\$585,000	\$530,000	10.4

Sold Property Median Price for: Location: Nassau (County) (Last 24 Months - Residential, Condo, Co-op Properties)



Note: Information displayed in the data table is compiled by OneKey™ MLS and represents a combined total of Residential, Condo, Co-op Properties sales for the selected time frame. Only available data will be displayed. Please note that small data samples will skew the % of change year to year. This information is intended for marketing purposes only.

Pending Sales Median Price for:

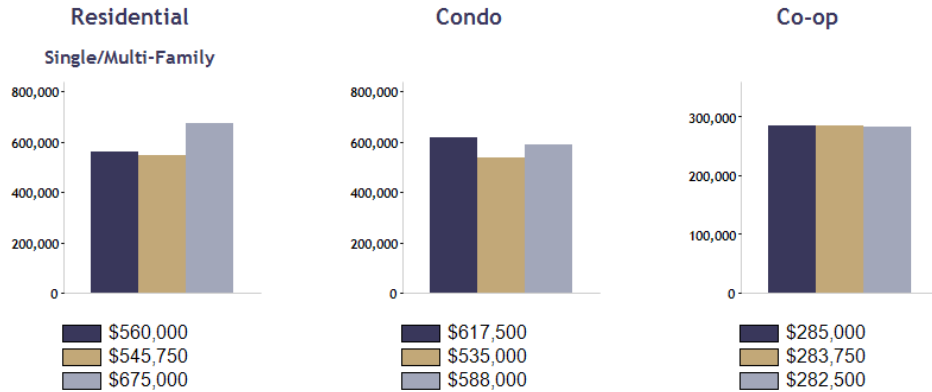
Location: Nassau (County)

Date Range



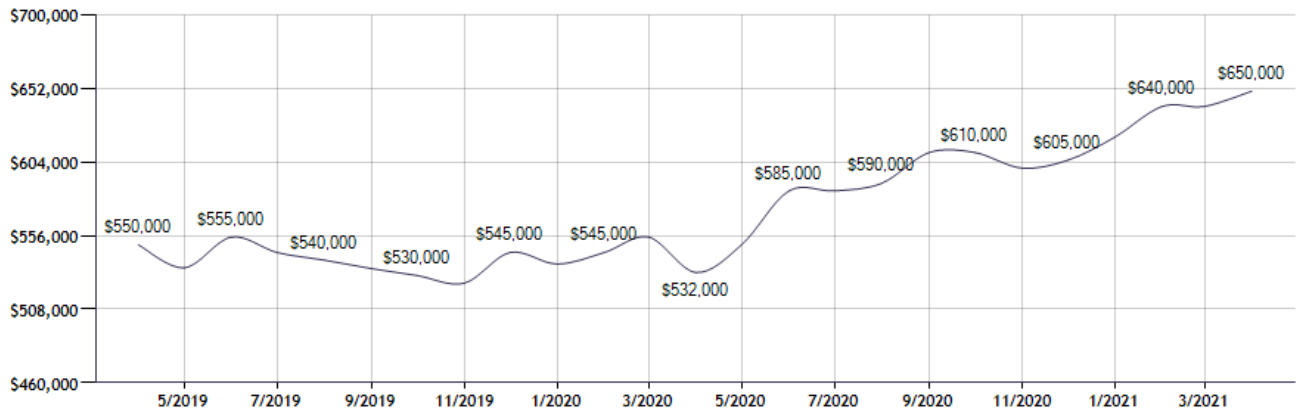
Current Available Inventory - 3,425
 Current Median List Price - \$770,000

Residential, Condo, Co-op Properties



Month	Current Year	Prior Year	% Change
Apr-2021	\$650,000	\$532,000	22.2
Mar-2021	\$640,000	\$555,000	15.3
Feb-2021	\$640,000	\$545,000	17.4
Jan-2021	\$620,000	\$537,500	15.3
Dec-2020	\$605,000	\$545,000	11.0
Nov-2020	\$600,000	\$525,000	14.3
Oct-2020	\$610,000	\$530,000	15.1
Sep-2020	\$610,000	\$534,500	14.1
Aug-2020	\$590,000	\$540,000	9.3
Jul-2020	\$585,000	\$545,000	7.3
Jun-2020	\$585,000	\$555,000	5.4
May-2020	\$549,999	\$535,000	2.8

Pending Sales Median Price for: Location: Nassau (County) (Last 24 Months - Residential, Condo, Co-op Properties)



Note: Information displayed in the data table is compiled by OneKey™ MLS and represents a combined total of Residential, Condo, Co-op Properties sales for the selected time frame. Only available data will be displayed. Please note that small data samples will skew the % of change year to year. This information is intended for marketing purposes only.

Sold Property Counts for:

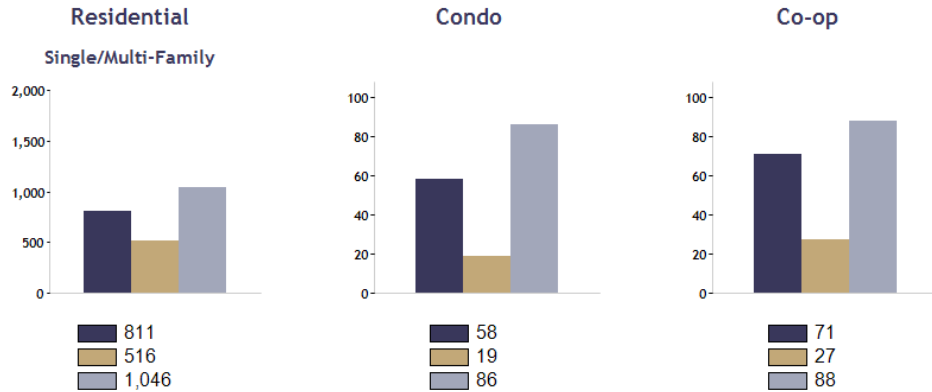
Location: Nassau (County)

Date Range



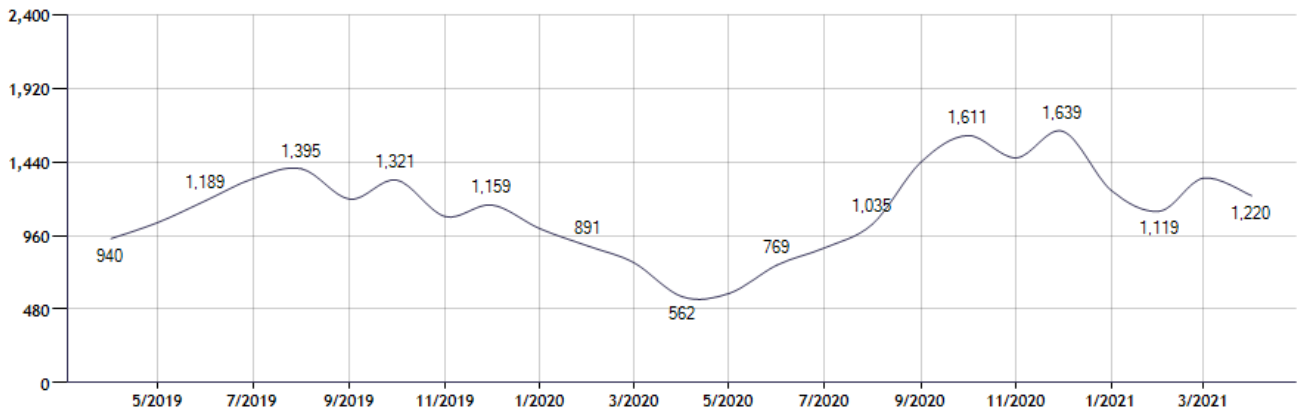
Current Available Inventory - 3,425
 Current Median List Price - \$770,000

Residential, Condo, Co-op Properties



Month	Current Year	Prior Year	% Change
Apr-2021	1,220	562	117.1
Mar-2021	1,334	784	70.2
Feb-2021	1,119	891	25.6
Jan-2021	1,254	1,004	24.9
Dec-2020	1,639	1,159	41.4
Nov-2020	1,466	1,084	35.2
Oct-2020	1,611	1,321	22.0
Sep-2020	1,438	1,197	20.1
Aug-2020	1,035	1,395	-25.8
Jul-2020	879	1,331	-34.0
Jun-2020	769	1,189	-35.3
May-2020	583	1,045	-44.2

Sold Property Counts for: Location: Nassau (County) (Last 24 Months - Residential, Condo, Co-op Properties)



Note: Information displayed in the data table is compiled by OneKey™ MLS and represents a combined total of Residential, Condo, Co-op Properties sales for the selected time frame. Only available data will be displayed. Please note that small data samples will skew the % of change year to year. This information is intended for marketing purposes only.

Pending Sales Counts for:

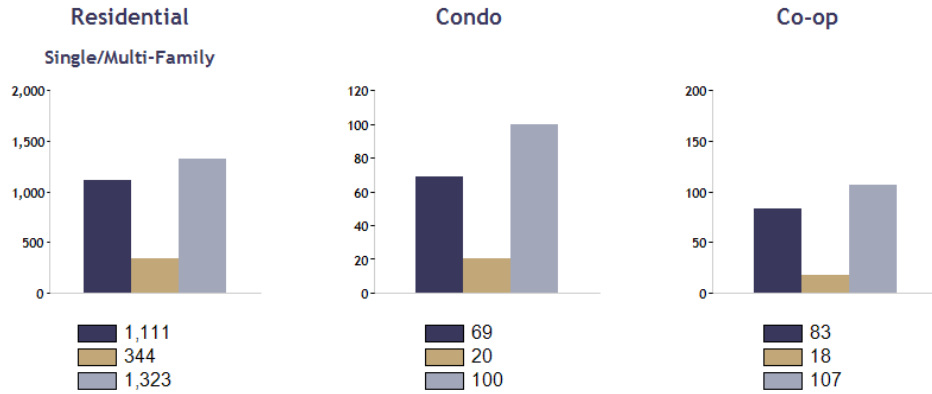
Location: Nassau (County)

Date Range

Apr 2019	Apr 2020	Apr 2021
----------	----------	----------

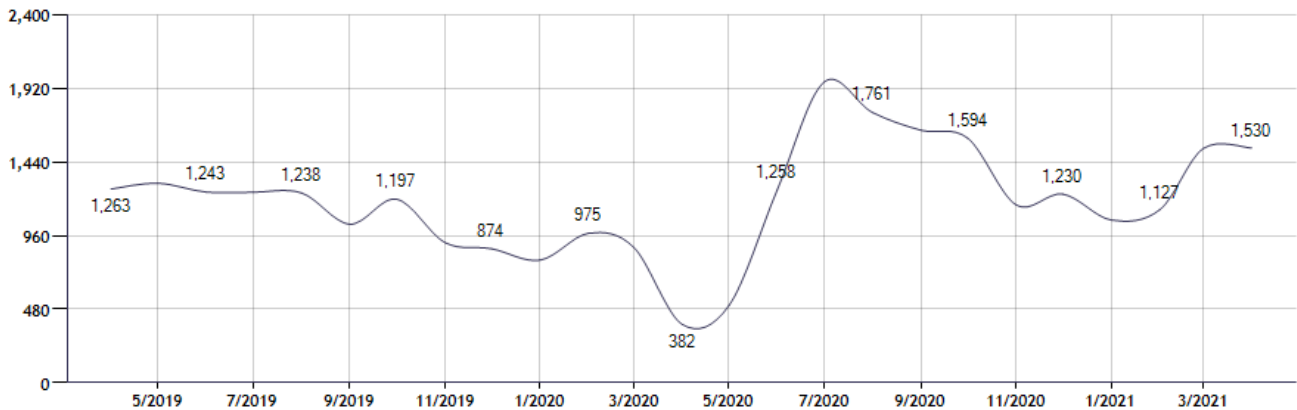
Current Available Inventory - 3,425
 Current Median List Price - \$770,000

Residential, Condo, Co-op Properties



Month	Current Year	Prior Year	% Change
Apr-2021	1,530	382	300.5
Mar-2021	1,527	883	72.9
Feb-2021	1,127	975	15.6
Jan-2021	1,061	800	32.6
Dec-2020	1,230	874	40.7
Nov-2020	1,160	915	26.8
Oct-2020	1,594	1,197	33.2
Sep-2020	1,646	1,034	59.2
Aug-2020	1,761	1,238	42.2
Jul-2020	1,960	1,242	57.8
Jun-2020	1,258	1,243	1.2
May-2020	505	1,301	-61.2

Pending Sales Counts for: Location: Nassau (County) (Last 24 Months - Residential, Condo, Co-op Properties)



Note: Information displayed in the data table is compiled by OneKey™ MLS and represents a combined total of Residential, Condo, Co-op Properties sales for the selected time frame. Only available data will be displayed. Please note that small data samples will skew the % of change year to year. This information is intended for marketing purposes only.