

April 2021

Closed Median Sale Price 2
Pending Median Sale Price 3
Number of Closed Monthly Transactions 4
Number of Pending Monthly Transaction 5

Sold Property Median Price for:

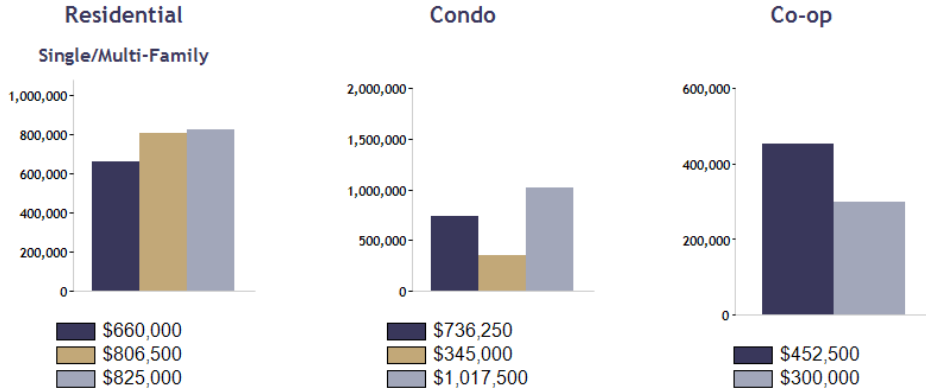
Location: Kings/Brooklyn (County)

Date Range

Apr 2019	Apr 2020	Apr 2021
----------	----------	----------

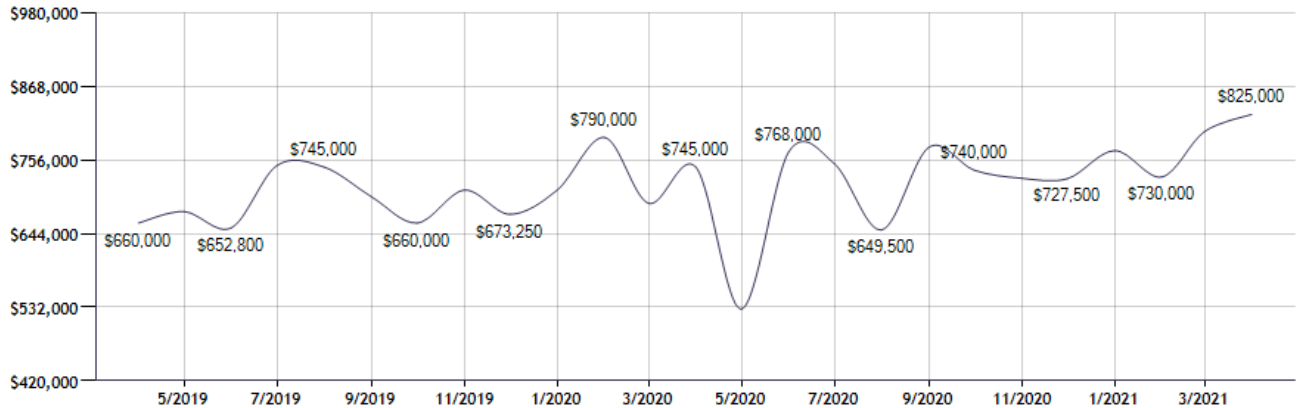
Current Available Inventory - 1,287
 Current Median List Price - \$940,000

Residential, Condo, Co-op Properties



Month	Current Year	Prior Year	% Change
Apr-2021	\$825,000	\$745,000	10.7
Mar-2021	\$799,000	\$689,850	15.8
Feb-2021	\$730,000	\$790,000	-7.6
Jan-2021	\$770,000	\$710,000	8.5
Dec-2020	\$727,500	\$673,250	8.1
Nov-2020	\$728,000	\$710,000	2.5
Oct-2020	\$740,000	\$660,000	12.1
Sep-2020	\$775,000	\$700,000	10.7
Aug-2020	\$649,500	\$745,000	-12.8
Jul-2020	\$750,000	\$747,500	0.3
Jun-2020	\$768,000	\$652,800	17.6
May-2020	\$529,500	\$677,500	-21.8

Sold Property Median Price for: Location: Kings/Brooklyn (County) (Last 24 Months - Residential, Condo, Co-op Properties)



Note: Information displayed in the data table is compiled by OneKey™ MLS and represents a combined total of Residential, Condo, Co-op Properties sales for the selected time frame. Only available data will be displayed. Please note that small data samples will skew the % of change year to year. This information is intended for marketing purposes only.

Pending Sales Median Price for:

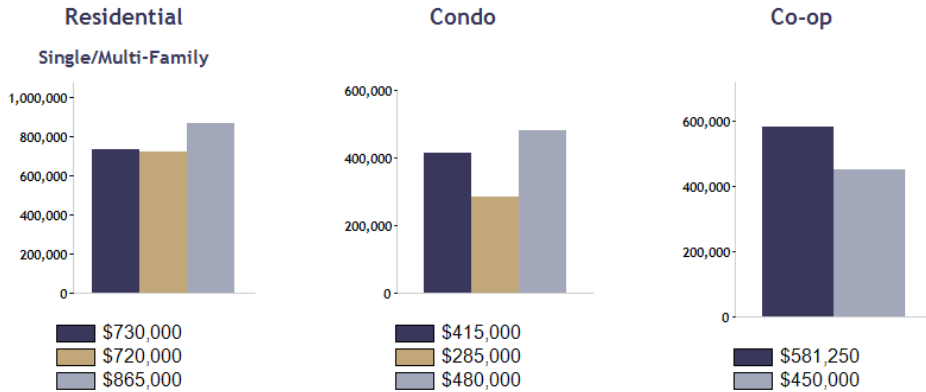
Location: Kings/Brooklyn (County)

Date Range

Apr 2019	Apr 2020	Apr 2021
----------	----------	----------

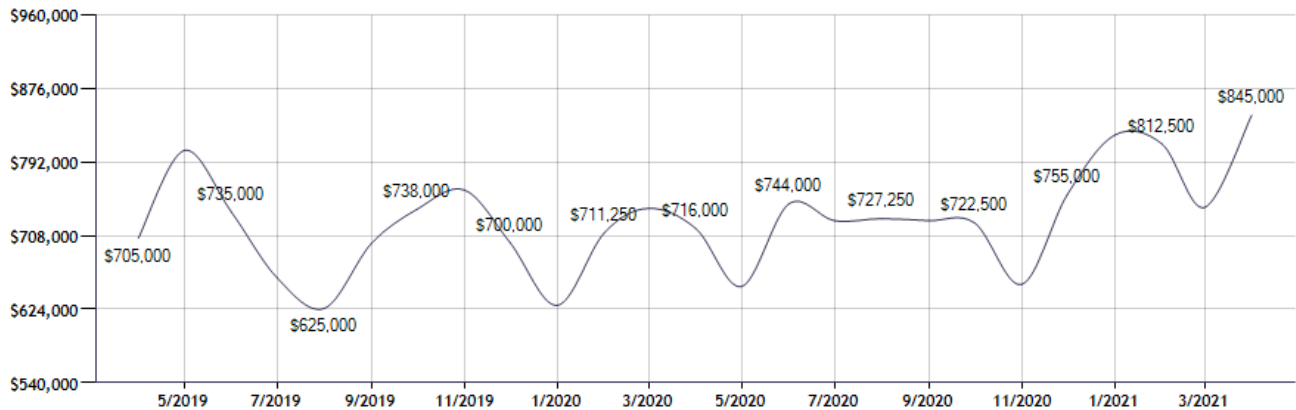
Current Available Inventory - 1,287
 Current Median List Price - \$940,000

Residential, Condo, Co-op Properties



Month	Current Year	Prior Year	% Change
Apr-2021	\$845,000	\$716,000	18.0
Mar-2021	\$740,000	\$739,000	0.1
Feb-2021	\$812,500	\$711,250	14.2
Jan-2021	\$822,500	\$628,500	30.9
Dec-2020	\$755,000	\$700,000	7.9
Nov-2020	\$652,393	\$760,000	-14.2
Oct-2020	\$722,500	\$738,000	-2.1
Sep-2020	\$725,000	\$699,000	3.7
Aug-2020	\$727,250	\$625,000	16.4
Jul-2020	\$725,000	\$660,000	9.8
Jun-2020	\$744,000	\$735,000	1.2
May-2020	\$650,000	\$805,000	-19.3

Pending Sales Median Price for: Location: Kings/Brooklyn (County) (Last 24 Months - Residential, Condo, Co-op Properties)



Note: Information displayed in the data table is compiled by OneKey™ MLS and represents a combined total of Residential, Condo, Co-op Properties sales for the selected time frame. Only available data will be displayed. Please note that small data samples will skew the % of change year to year. This information is intended for marketing purposes only.

Sold Property Counts for:

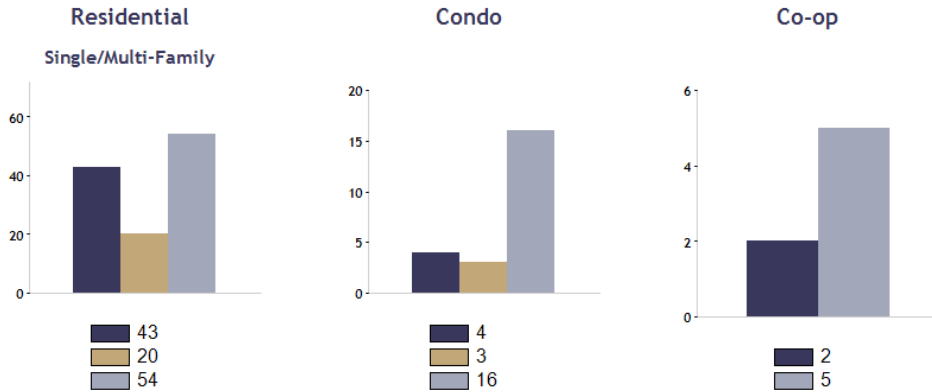
Location: Kings/Brooklyn (County)

Date Range



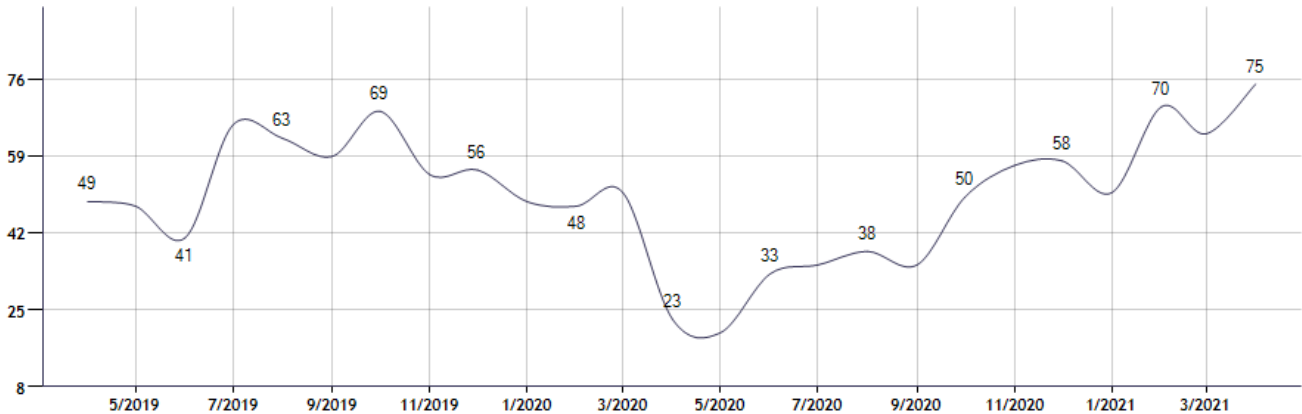
Current Available Inventory - 1,287
 Current Median List Price - \$940,000

Residential, Condo, Co-op Properties



Month	Current Year	Prior Year	% Change
Apr-2021	75	23	226.1
Mar-2021	64	51	25.5
Feb-2021	70	48	45.8
Jan-2021	51	49	4.1
Dec-2020	58	56	3.6
Nov-2020	57	55	3.6
Oct-2020	50	69	-27.5
Sep-2020	35	59	-40.7
Aug-2020	38	63	-39.7
Jul-2020	35	66	-47.0
Jun-2020	33	41	-19.5
May-2020	20	48	-58.3

Sold Property Counts for: Location: Kings/Brooklyn (County) (Last 24 Months - Residential, Condo, Co-op Properties)



Note: Information displayed in the data table is compiled by OneKey™ MLS and represents a combined total of Residential, Condo, Co-op Properties sales for the selected time frame. Only available data will be displayed. Please note that small data samples will skew the % of change year to year. This information is intended for marketing purposes only.

Pending Sales Counts for:

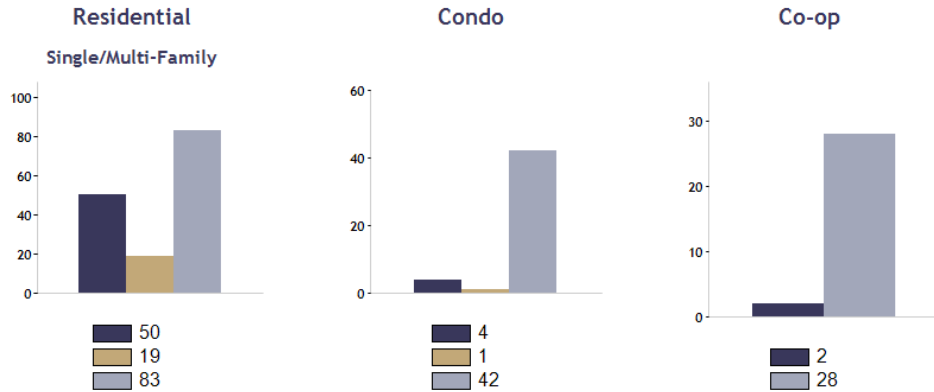
Location: Kings/Brooklyn (County)

Date Range



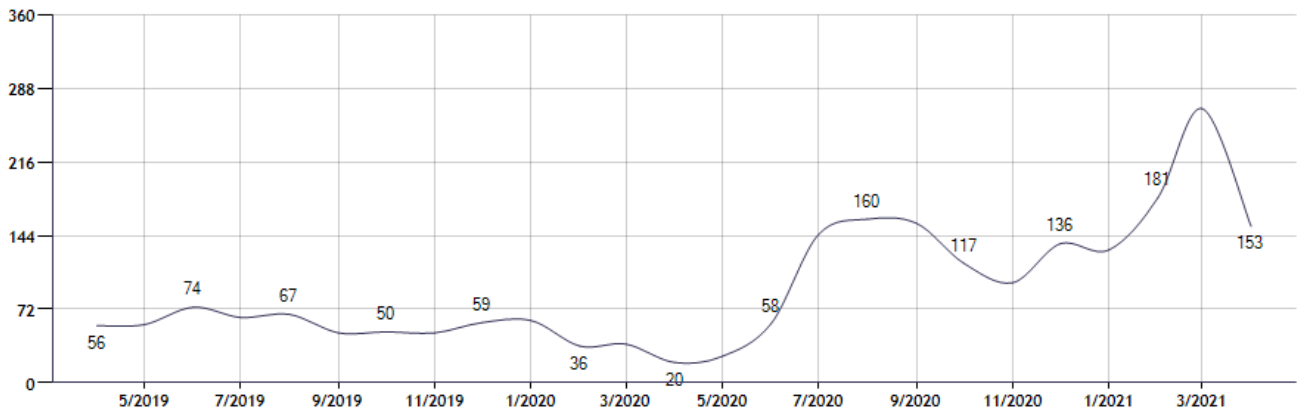
Current Available Inventory - 1,287
 Current Median List Price - \$940,000

Residential, Condo, Co-op Properties



Month	Current Year	Prior Year	% Change
Apr-2021	153	20	665.0
Mar-2021	268	38	605.3
Feb-2021	181	36	402.8
Jan-2021	130	61	113.1
Dec-2020	136	59	130.5
Nov-2020	98	49	100.0
Oct-2020	117	50	134.0
Sep-2020	156	49	218.4
Aug-2020	160	67	138.8
Jul-2020	145	64	126.6
Jun-2020	58	74	-21.6
May-2020	26	57	-54.4

Pending Sales Counts for: Location: Kings/Brooklyn (County) (Last 24 Months - Residential, Condo, Co-op Properties)



Note: Information displayed in the data table is compiled by OneKey™ MLS and represents a combined total of Residential, Condo, Co-op Properties sales for the selected time frame. Only available data will be displayed. Please note that small data samples will skew the % of change year to year. This information is intended for marketing purposes only.