



# Suffolk County Market Updates

---

## February 2021

Closed Median Sale Price	..... 2
Pending Median Sale Price	..... 3
Number of Closed Monthly Transactions	..... 4
Number of Pending Monthly Transaction	..... 5

## Sold Property Median Price for:

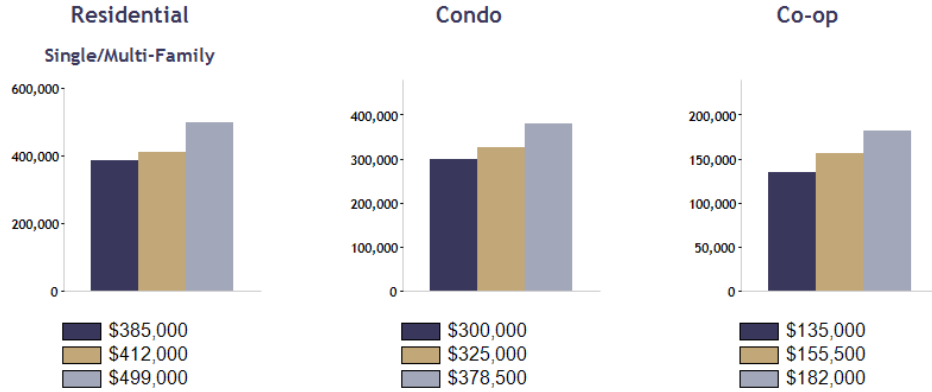
### Location: Suffolk (County)

Date Range



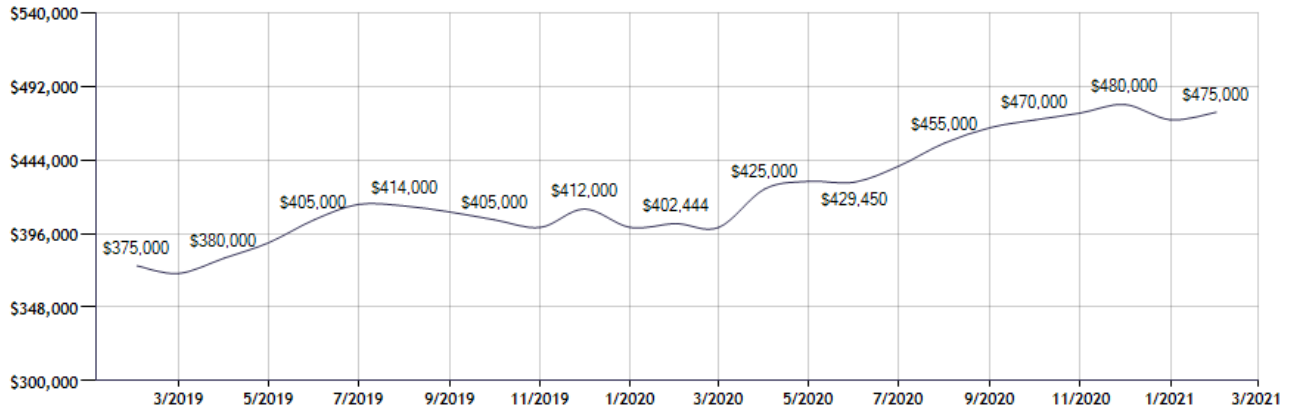
Current Available Inventory - 2,923  
 Current Median List Price - \$599,000

Residential, Condo, Co-op Properties



Month	Current Year	Prior Year	% Change
Feb-2021	\$475,000	\$402,444	18.0
Jan-2021	\$470,051	\$400,000	17.5
Dec-2020	\$480,000	\$412,000	16.5
Nov-2020	\$474,500	\$400,000	18.6
Oct-2020	\$470,000	\$405,000	16.0
Sep-2020	\$465,000	\$410,000	13.4
Aug-2020	\$455,000	\$414,000	9.9
Jul-2020	\$440,000	\$415,000	6.0
Jun-2020	\$429,450	\$405,000	6.0
May-2020	\$430,000	\$390,000	10.3
Apr-2020	\$425,000	\$380,000	11.8
Mar-2020	\$400,000	\$370,000	8.1

## Sold Property Median Price for: Location: Suffolk (County) (Last 24 Months - Residential, Condo, Co-op Properties)



Note: Information displayed in the data table is compiled by OneKey™ MLS and represents a combined total of Residential, Condo, Co-op Properties sales for the selected time frame. Only available data will be displayed. Please note that small data samples will skew the % of change year to year. This information is intended for marketing purposes only.

## Pending Sales Median Price for:

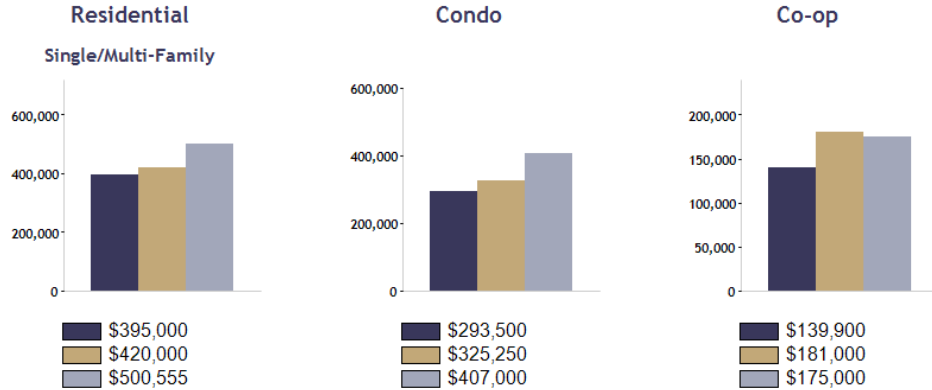
### Location: Suffolk (County)

Date Range

Feb 2019	Feb 2020	Feb 2021
----------	----------	----------

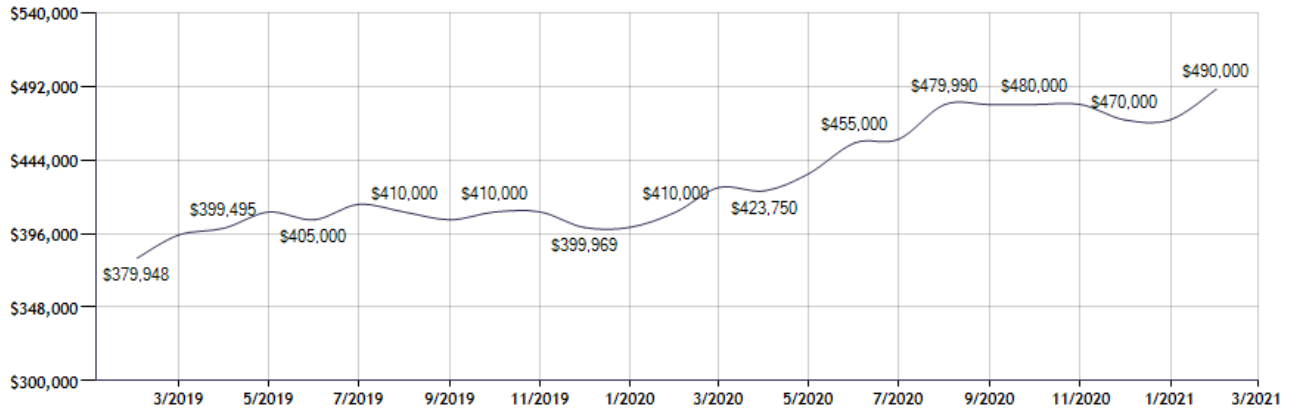
Current Available Inventory - 2,923  
 Current Median List Price - \$599,000

Residential, Condo, Co-op Properties



Month	Current Year	Prior Year	% Change
Feb-2021	\$490,000	\$410,000	19.5
Jan-2021	\$470,000	\$400,000	17.5
Dec-2020	\$470,000	\$399,969	17.5
Nov-2020	\$480,000	\$410,000	17.1
Oct-2020	\$480,000	\$410,000	17.1
Sep-2020	\$479,950	\$405,000	18.5
Aug-2020	\$479,990	\$410,000	17.1
Jul-2020	\$457,500	\$415,000	10.2
Jun-2020	\$455,000	\$405,000	12.3
May-2020	\$435,000	\$410,000	6.1
Apr-2020	\$423,750	\$399,495	6.1
Mar-2020	\$426,000	\$395,000	7.8

## Pending Sales Median Price for: Location: Suffolk (County) (Last 24 Months - Residential, Condo, Co-op Properties)



Note: Information displayed in the data table is compiled by OneKey™ MLS and represents a combined total of Residential, Condo, Co-op Properties sales for the selected time frame. Only available data will be displayed. Please note that small data samples will skew the % of change year to year. This information is intended for marketing purposes only.

## Sold Property Counts for:

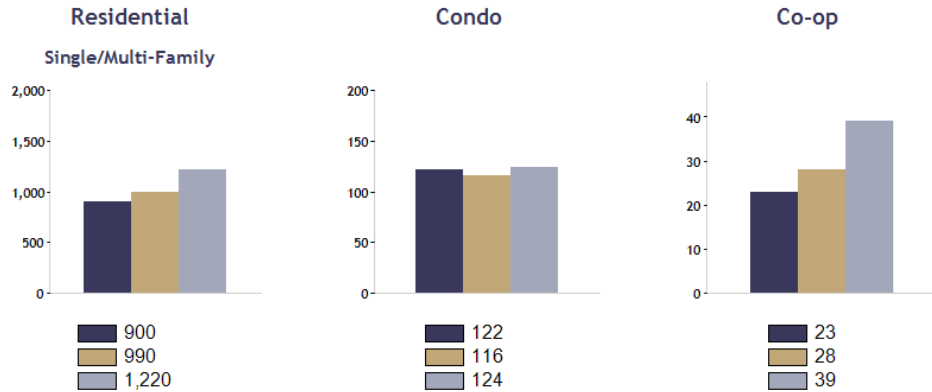
### Location: Suffolk (County)

Date Range

Feb 2019	Feb 2020	Feb 2021
----------	----------	----------

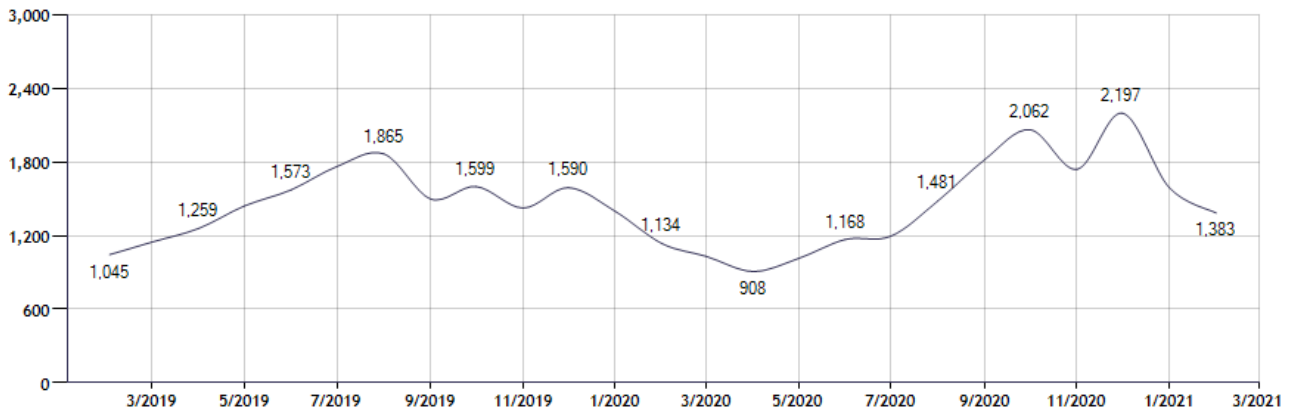
Current Available Inventory - 2,922  
 Current Median List Price - \$599,000

Residential, Condo, Co-op Properties



Month	Current Year	Prior Year	% Change
Feb-2021	1,383	1,134	22.0
Jan-2021	1,590	1,396	13.9
Dec-2020	2,197	1,590	38.2
Nov-2020	1,739	1,424	22.1
Oct-2020	2,062	1,599	29.0
Sep-2020	1,818	1,498	21.4
Aug-2020	1,481	1,865	-20.6
Jul-2020	1,195	1,762	-32.2
Jun-2020	1,168	1,573	-25.7
May-2020	1,014	1,441	-29.6
Apr-2020	908	1,259	-27.9
Mar-2020	1,031	1,147	-10.1

### Sold Property Counts for: Location: Suffolk (County) (Last 24 Months - Residential, Condo, Co-op Properties)



Note: Information displayed in the data table is compiled by OneKey™ MLS and represents a combined total of Residential, Condo, Co-op Properties sales for the selected time frame. Only available data will be displayed. Please note that small data samples will skew the % of change year to year. This information is intended for marketing purposes only.

## Pending Sales Counts for:

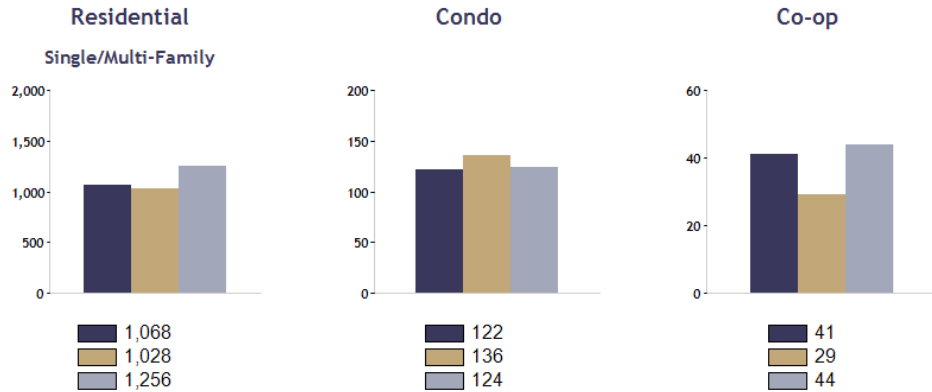
### Location: Suffolk (County)

Date Range

Feb 2019	Feb 2020	Feb 2021
----------	----------	----------

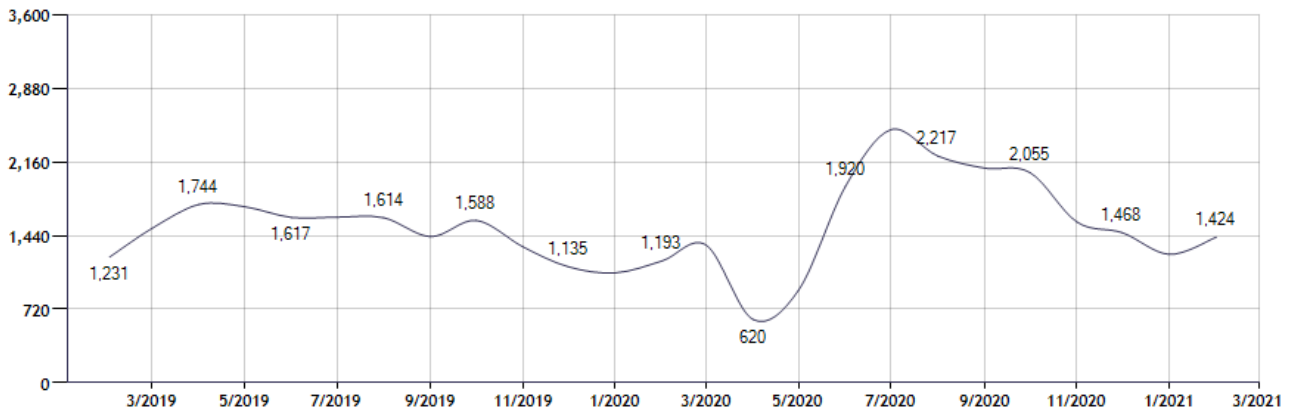
Current Available Inventory - 2,923  
 Current Median List Price - \$599,000

Residential, Condo, Co-op Properties



Month	Current Year	Prior Year	% Change
Feb-2021	1,424	1,193	19.4
Jan-2021	1,257	1,076	16.8
Dec-2020	1,468	1,135	29.3
Nov-2020	1,572	1,330	18.2
Oct-2020	2,055	1,588	29.4
Sep-2020	2,099	1,430	46.8
Aug-2020	2,217	1,614	37.4
Jul-2020	2,474	1,620	52.7
Jun-2020	1,920	1,617	18.7
May-2020	906	1,722	-47.4
Apr-2020	620	1,744	-64.4
Mar-2020	1,347	1,511	-10.9

### Pending Sales Counts for: Location: Suffolk (County) (Last 24 Months - Residential, Condo, Co-op Properties)



Note: Information displayed in the data table is compiled by OneKey™ MLS and represents a combined total of Residential, Condo, Co-op Properties sales for the selected time frame. Only available data will be displayed. Please note that small data samples will skew the % of change year to year. This information is intended for marketing purposes only.