

January 2021

Closed Median Sale Price 2
Pending Median Sale Price 3
Number of Closed Monthly Transactions 4
Number of Pending Monthly Transaction 5

Sold Property Median Price for:

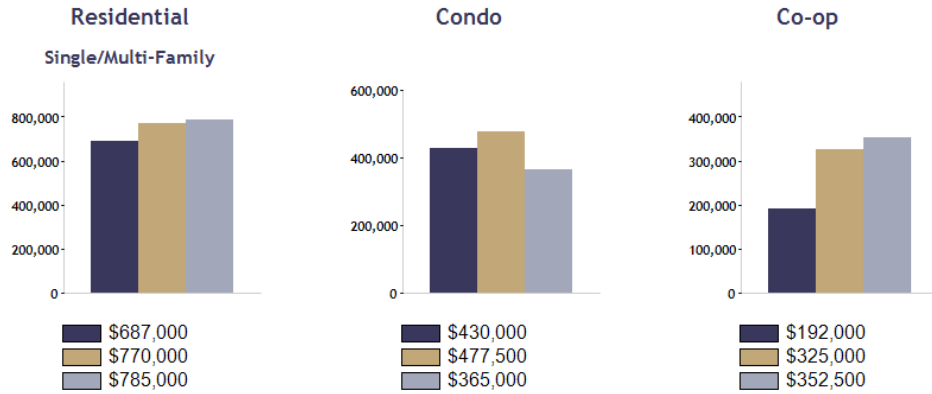
Location: Kings/Brooklyn (County)

Date Range

Jan 2019	Jan 2020	Jan 2021
----------	----------	----------

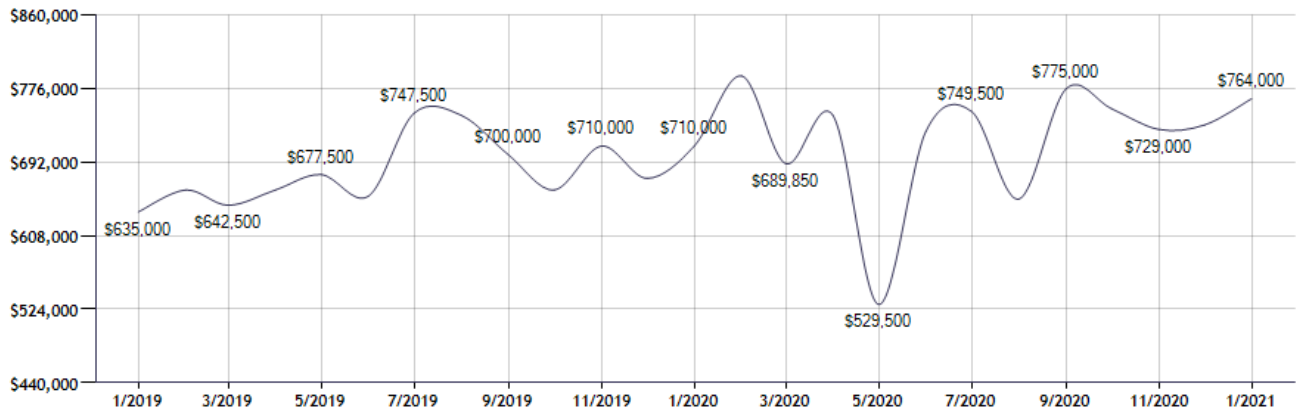
Current Available Inventory - 1,175
 Current Median List Price - \$960,000

Residential, Condo, Co-op Properties



Month	Current Year	Prior Year	% Change
Jan-2021	\$764,000	\$710,000	7.6
Dec-2020	\$734,000	\$673,250	9.0
Nov-2020	\$729,000	\$710,000	2.7
Oct-2020	\$752,500	\$660,000	14.0
Sep-2020	\$775,000	\$700,000	10.7
Aug-2020	\$649,500	\$745,000	-12.8
Jul-2020	\$749,500	\$747,500	0.3
Jun-2020	\$726,500	\$652,800	11.3
May-2020	\$529,500	\$677,500	-21.8
Apr-2020	\$745,000	\$660,000	12.9
Mar-2020	\$689,850	\$642,500	7.4
Feb-2020	\$790,000	\$660,000	19.7

Sold Property Median Price for: Location: Kings/Brooklyn (County) (Last 24 Months - Residential, Condo, Co-op Properties)



Note: Information displayed in the data table is compiled by OneKey™ MLS and represents a combined total of Residential, Condo, Co-op Properties sales for the selected time frame. Only available data will be displayed. Please note that small data samples will skew the % of change year to year. This information is intended for marketing purposes only.

Pending Sales Median Price for:

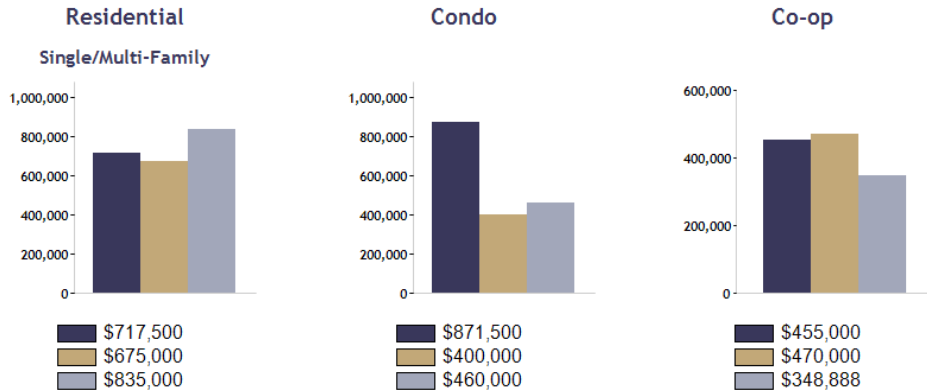
Location: Kings/Brooklyn (County)

Date Range

Jan 2019	Jan 2020	Jan 2021
----------	----------	----------

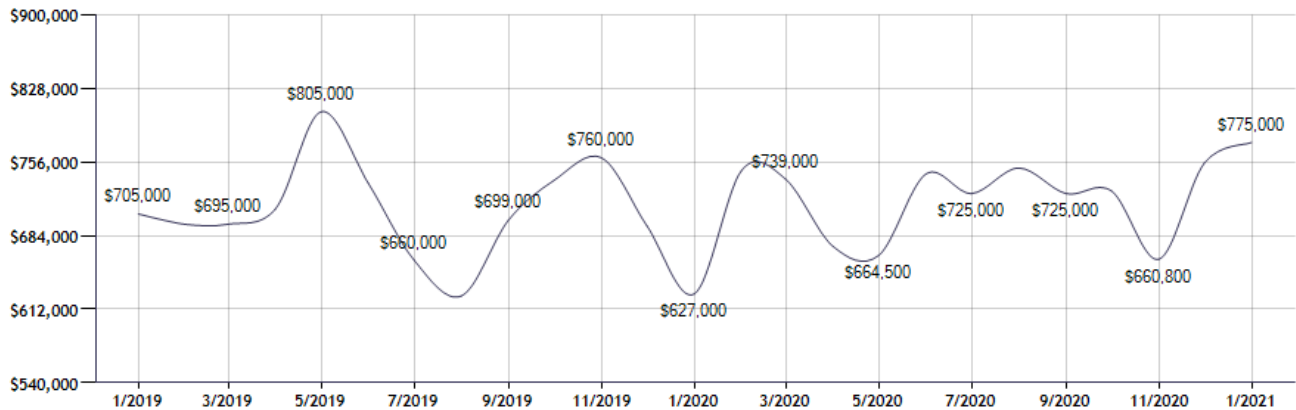
Current Available Inventory - 1,175
 Current Median List Price - \$960,000

Residential, Condo, Co-op Properties



Month	Current Year	Prior Year	% Change
Jan-2021	\$775,000	\$627,000	23.6
Dec-2020	\$755,000	\$693,250	8.9
Nov-2020	\$660,800	\$760,000	-13.1
Oct-2020	\$727,500	\$738,000	-1.4
Sep-2020	\$725,000	\$699,000	3.7
Aug-2020	\$750,000	\$625,000	20.0
Jul-2020	\$725,000	\$660,000	9.8
Jun-2020	\$744,000	\$735,000	1.2
May-2020	\$664,500	\$805,000	-17.5
Apr-2020	\$673,500	\$710,000	-5.1
Mar-2020	\$739,000	\$695,000	6.3
Feb-2020	\$747,500	\$695,000	7.6

Pending Sales Median Price for: Location: Kings/Brooklyn (County) (Last 24 Months - Residential, Condo, Co-op Properties)



Note: Information displayed in the data table is compiled by OneKey™ MLS and represents a combined total of Residential, Condo, Co-op Properties sales for the selected time frame. Only available data will be displayed. Please note that small data samples will skew the % of change year to year. This information is intended for marketing purposes only.

Sold Property Counts for:

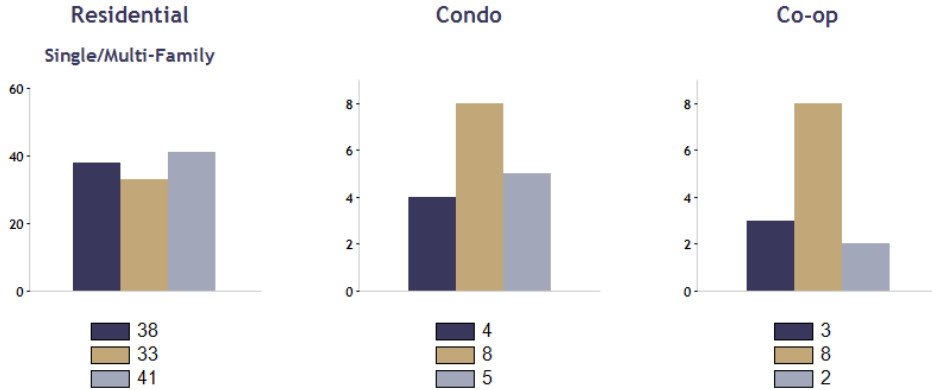
Location: Kings/Brooklyn (County)

Date Range

Jan 2019	Jan 2020	Jan 2021
----------	----------	----------

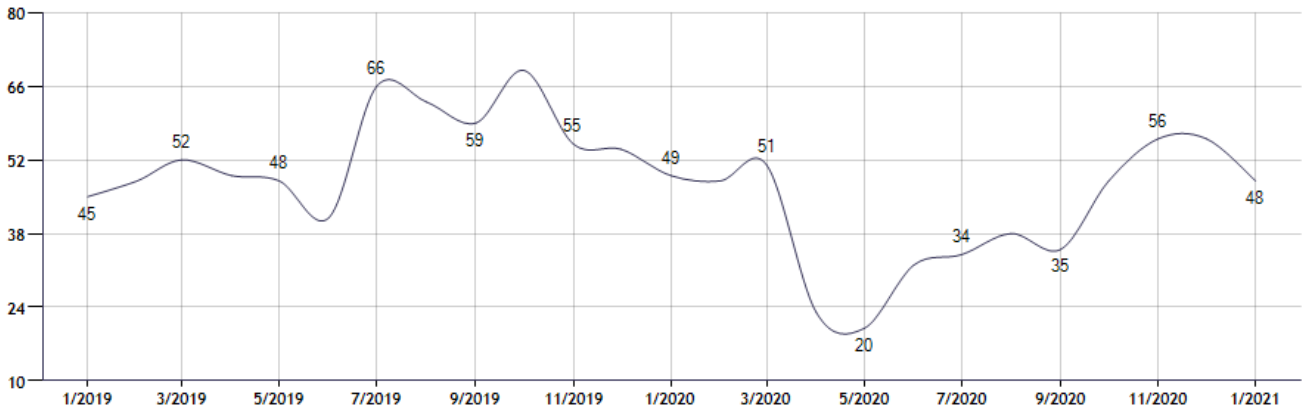
Current Available Inventory - 1,175
 Current Median List Price - \$960,000

Residential, Condo, Co-op Properties



Month	Current Year	Prior Year	% Change
Jan-2021	48	49	-2.0
Dec-2020	56	54	3.7
Nov-2020	56	55	1.8
Oct-2020	48	69	-30.4
Sep-2020	35	59	-40.7
Aug-2020	38	63	-39.7
Jul-2020	34	66	-48.5
Jun-2020	32	41	-22.0
May-2020	20	48	-58.3
Apr-2020	23	49	-53.1
Mar-2020	51	52	-1.9
Feb-2020	48	48	0.0

Sold Property Counts for: Location: Kings/Brooklyn (County) (Last 24 Months - Residential, Condo, Co-op Properties)



Note: Information displayed in the data table is compiled by OneKey™ MLS and represents a combined total of Residential, Condo, Co-op Properties sales for the selected time frame. Only available data will be displayed. Please note that small data samples will skew the % of change year to year. This information is intended for marketing purposes only.

Pending Sales Counts for:

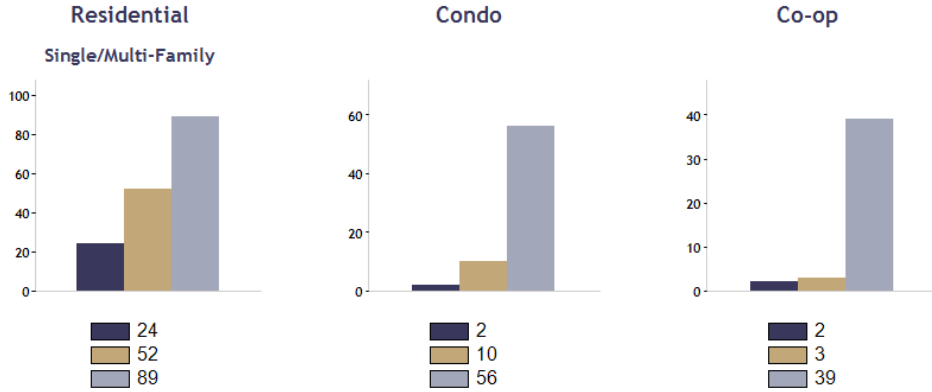
Location: Kings/Brooklyn (County)

Date Range

Jan 2019	Jan 2020	Jan 2021
----------	----------	----------

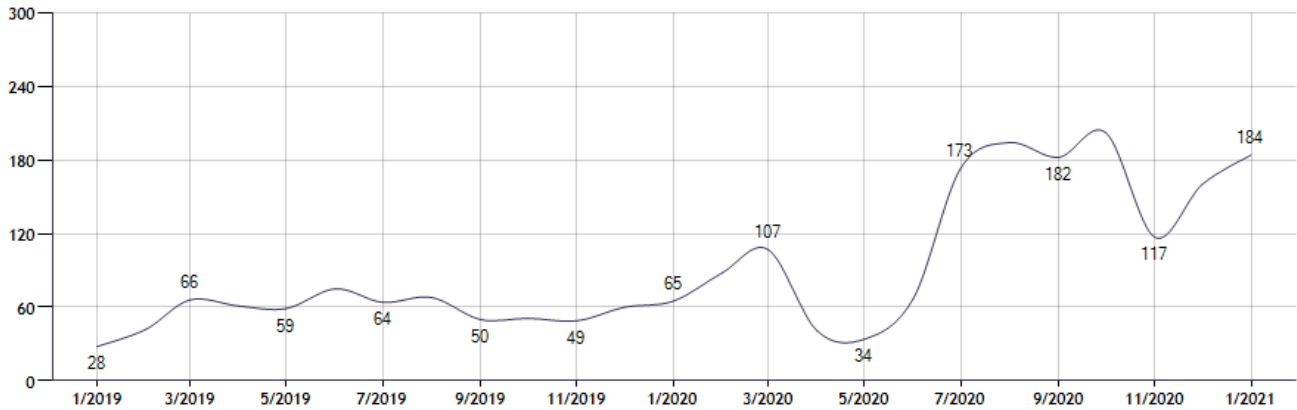
Current Available Inventory - 1,175
 Current Median List Price - \$960,000

Residential, Condo, Co-op Properties



Month	Current Year	Prior Year	% Change
Jan-2021	184	65	183.1
Dec-2020	160	60	166.7
Nov-2020	117	49	138.8
Oct-2020	202	51	296.1
Sep-2020	182	50	264.0
Aug-2020	194	68	185.3
Jul-2020	173	64	170.3
Jun-2020	67	75	-10.7
May-2020	34	59	-42.4
Apr-2020	41	61	-32.8
Mar-2020	107	66	62.1
Feb-2020	88	42	109.5

Pending Sales Counts for: Location: Kings/Brooklyn (County) (Last 24 Months - Residential, Condo, Co-op Properties)



Note: Information displayed in the data table is compiled by OneKey™ MLS and represents a combined total of Residential, Condo, Co-op Properties sales for the selected time frame. Only available data will be displayed. Please note that small data samples will skew the % of change year to year. This information is intended for marketing purposes only.