

## December 2020

Closed Median Sale Price	..... 2
Number of Closed Monthly Transactions	..... 3
Number of Pending Monthly Transaction	..... 4

## Sold Property Median Price for:

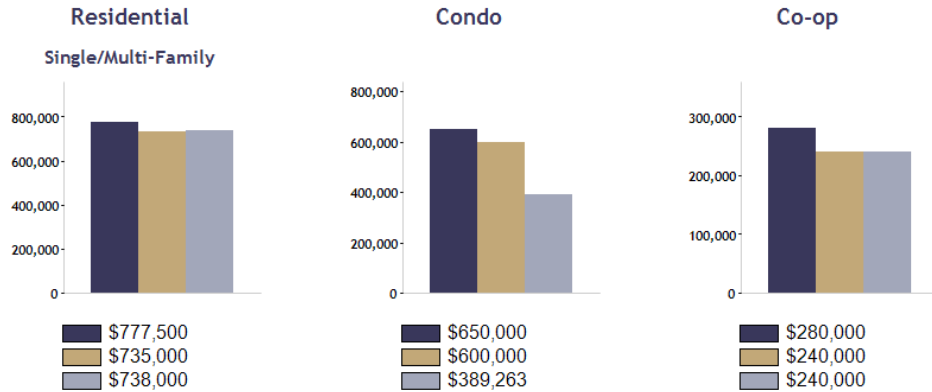
Location: Kings/Brooklyn (County)

Date Range

Dec 2018	Dec 2019	Dec 2020
----------	----------	----------

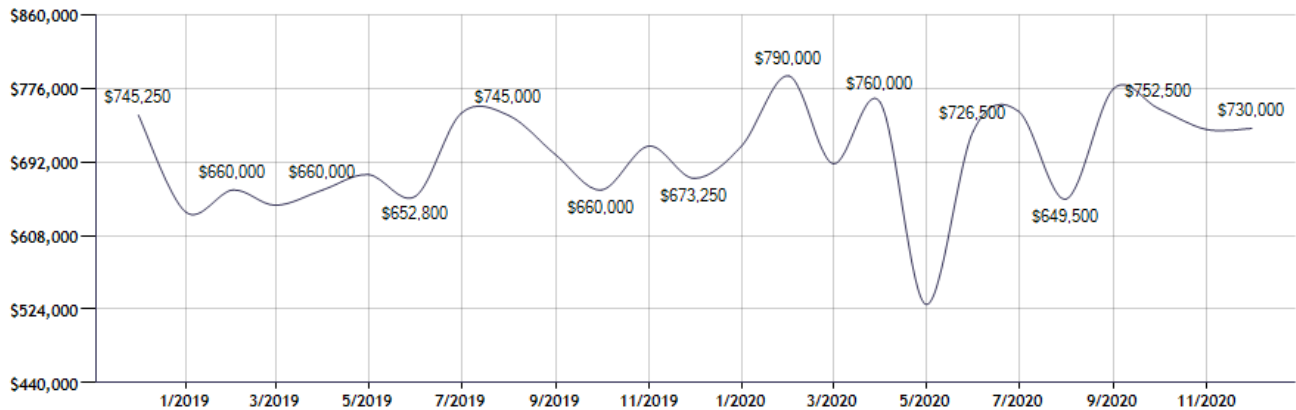
Current Available Inventory - 1,392  
 Current Median List Price - \$998,000

Residential, Condo, Co-op Properties



Month	Current Year	Prior Year	% Change
Dec-2020	\$730,000	\$673,250	8.4
Nov-2020	\$729,000	\$710,000	2.7
Oct-2020	\$752,500	\$660,000	14.0
Sep-2020	\$775,000	\$700,000	10.7
Aug-2020	\$649,500	\$745,000	-12.8
Jul-2020	\$749,500	\$747,500	0.3
Jun-2020	\$726,500	\$652,800	11.3
May-2020	\$529,500	\$677,500	-21.8
Apr-2020	\$760,000	\$660,000	15.2
Mar-2020	\$689,850	\$642,500	7.4
Feb-2020	\$790,000	\$660,000	19.7
Jan-2020	\$710,000	\$635,000	11.8

## Sold Property Median Price for: Location: Kings/Brooklyn (County) (Last 24 Months - Residential, Condo, Co-op Properties)



Note: Information displayed in the data table is compiled by OneKey™ MLS and represents a combined total of Residential, Condo, Co-op Properties sales for the selected time frame. Only available data will be displayed. Please note that small data samples will skew the % of change year to year. This information is intended for marketing purposes only.

## Sold Property Counts for:

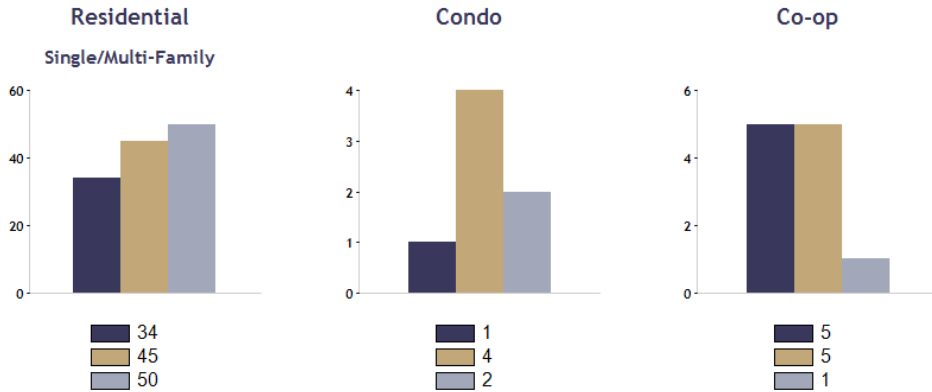
### Location: Kings/Brooklyn (County)

Date Range

Dec 2018	Dec 2019	Dec 2020
----------	----------	----------

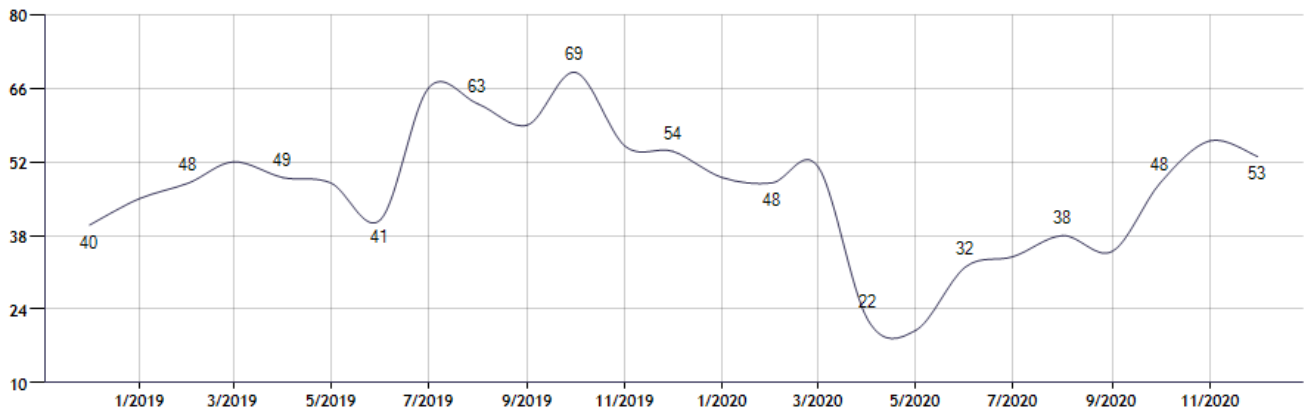
Current Available Inventory - 1,392  
 Current Median List Price - \$998,000

Residential, Condo, Co-op Properties



Month	Current Year	Prior Year	% Change
Dec-2020	53	54	-1.9
Nov-2020	56	55	1.8
Oct-2020	48	69	-30.4
Sep-2020	35	59	-40.7
Aug-2020	38	63	-39.7
Jul-2020	34	66	-48.5
Jun-2020	32	41	-22.0
May-2020	20	48	-58.3
Apr-2020	22	49	-55.1
Mar-2020	51	52	-1.9
Feb-2020	48	48	0.0
Jan-2020	49	45	8.9

### Sold Property Counts for: Location: Kings/Brooklyn (County) (Last 24 Months - Residential, Condo, Co-op Properties)



Note: Information displayed in the data table is compiled by OneKey™ MLS and represents a combined total of Residential, Condo, Co-op Properties sales for the selected time frame. Only available data will be displayed. Please note that small data samples will skew the % of change year to year. This information is intended for marketing purposes only.

## Pending Sales Counts for:

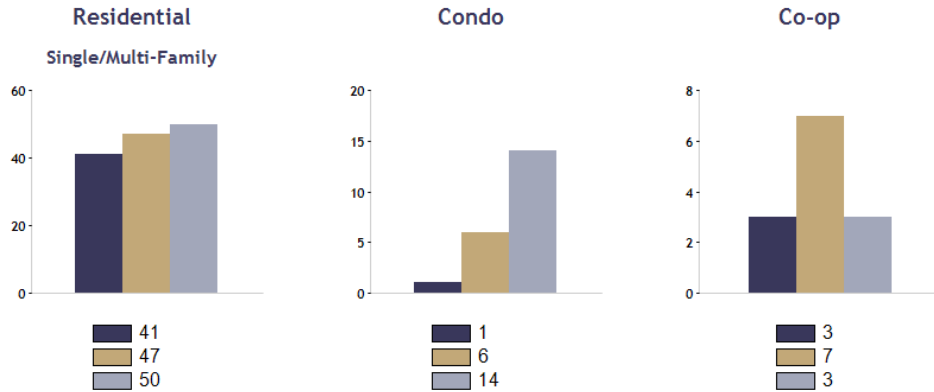
### Location: Kings/Brooklyn (County)

Date Range

Dec 2018	Dec 2019	Dec 2020
----------	----------	----------

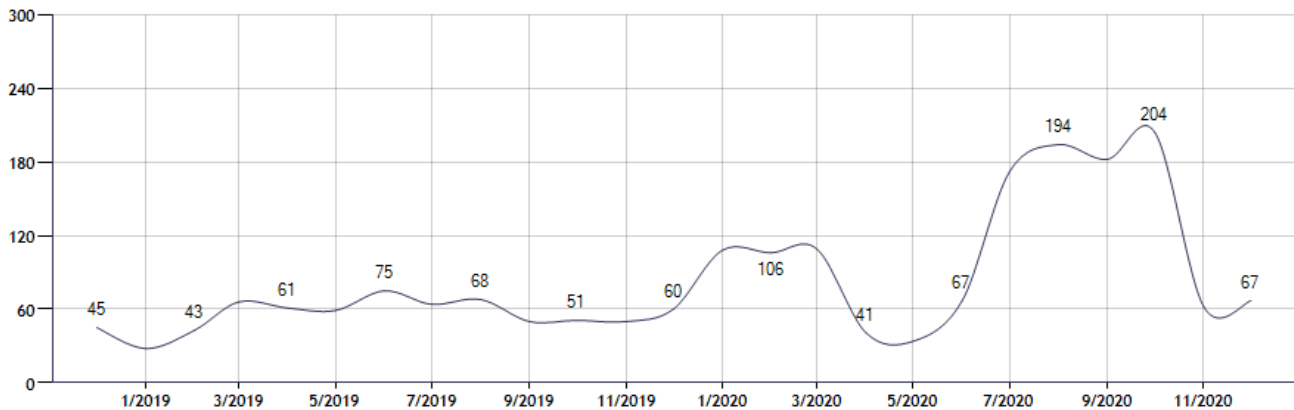
Current Available Inventory - 1,392  
 Current Median List Price - \$998,000

Residential, Condo, Co-op Properties



Month	Current Year	Prior Year	% Change
Dec-2020	67	60	11.7
Nov-2020	62	50	24.0
Oct-2020	204	51	300.0
Sep-2020	182	50	264.0
Aug-2020	194	68	185.3
Jul-2020	172	64	168.8
Jun-2020	67	75	-10.7
May-2020	34	59	-42.4
Apr-2020	41	61	-32.8
Mar-2020	109	66	65.2
Feb-2020	106	43	146.5
Jan-2020	108	28	285.7

### Pending Sales Counts for: Location: Kings/Brooklyn (County) (Last 24 Months - Residential, Condo, Co-op Properties)



Note: Information displayed in the data table is compiled by OneKey™ MLS and represents a combined total of Residential, Condo, Co-op Properties sales for the selected time frame. Only available data will be displayed. Please note that small data samples will skew the % of change year to year. This information is intended for marketing purposes only.