



Suffolk County Market Updates

November 2020

Closed Median Sale Price 2
Pending Median Sale Price 3
Number of Closed Monthly Transactions 4
Number of Pending Monthly Transaction 5

Sold Property Median Price for:

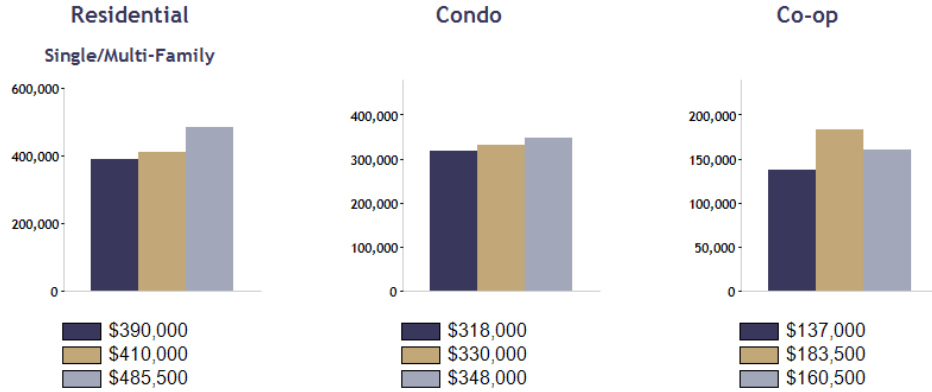
Location: Suffolk (County)

Date Range



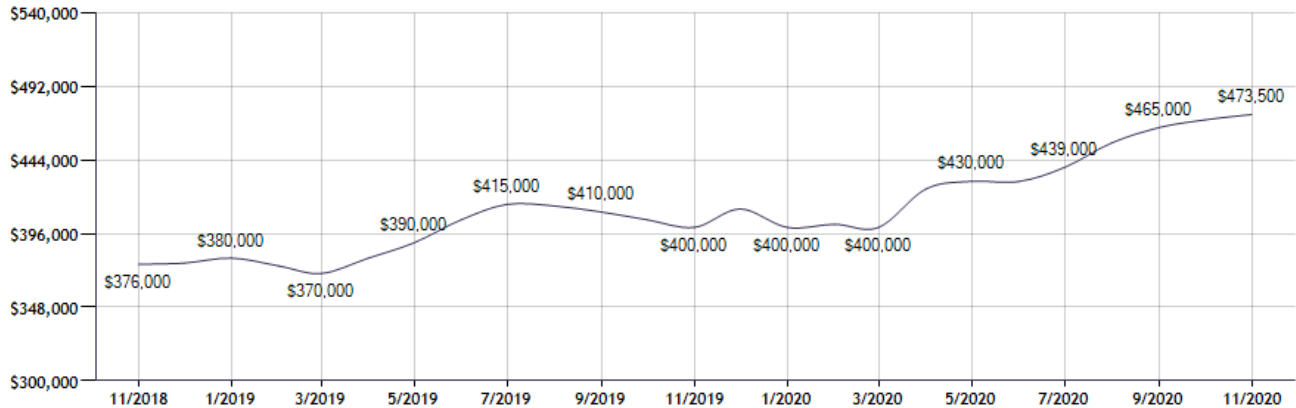
Current Available Inventory - 3,910
 Current Median List Price - \$584,995

Residential, Condo, Co-op Properties



Month	Current Year	Prior Year	% Change
Nov-2020	\$473,500	\$400,000	18.4
Oct-2020	\$470,000	\$405,000	16.0
Sep-2020	\$465,000	\$410,000	13.4
Aug-2020	\$455,000	\$414,000	9.9
Jul-2020	\$439,000	\$415,000	5.8
Jun-2020	\$429,900	\$405,000	6.1
May-2020	\$430,000	\$390,000	10.3
Apr-2020	\$425,000	\$380,000	11.8
Mar-2020	\$400,000	\$370,000	8.1
Feb-2020	\$402,044	\$375,000	7.2
Jan-2020	\$400,000	\$380,000	5.3
Dec-2019	\$412,000	\$376,800	9.3

Sold Property Median Price for: Location: Suffolk (County) (Last 24 Months - Residential, Condo, Co-op Properties)



Note: Information displayed in the data table is compiled by OneKey™ MLS and represents a combined total of Residential, Condo, Co-op Properties sales for the selected time frame. Only available data will be displayed. Please note that small data samples will skew the % of change year to year. This information is intended for marketing purposes only.

Pending Sales Median Price for:

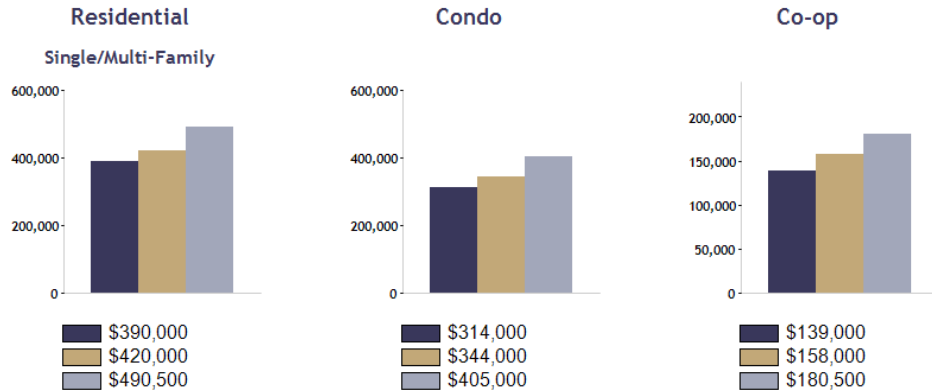
Location: Suffolk (County)

Date Range

Nov 2018	Nov 2019	Nov 2020
----------	----------	----------

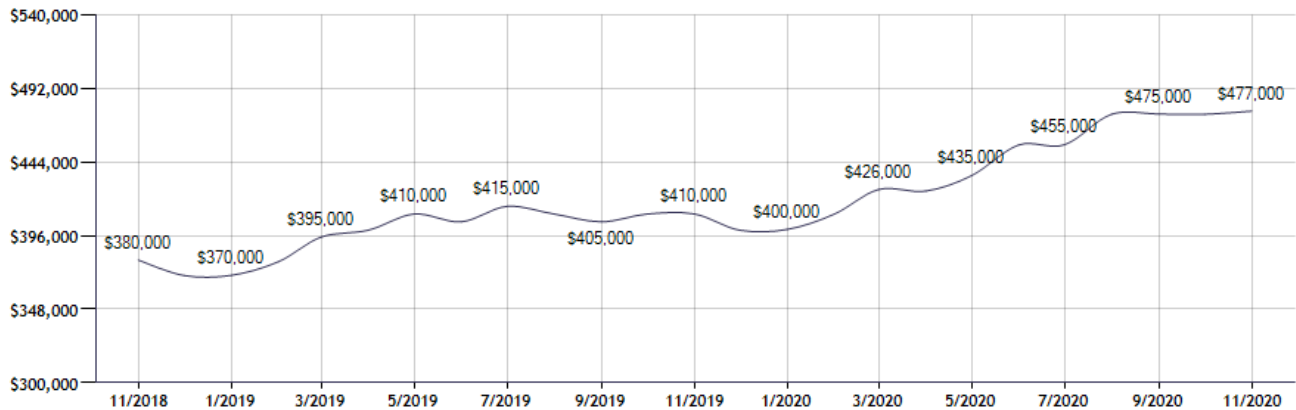
Current Available Inventory - 3,910
 Current Median List Price - \$584,995

Residential, Condo, Co-op Properties



Month	Current Year	Prior Year	% Change
Nov-2020	\$477,000	\$410,000	16.3
Oct-2020	\$475,000	\$410,000	15.9
Sep-2020	\$475,000	\$405,000	17.3
Aug-2020	\$475,000	\$410,000	15.9
Jul-2020	\$455,000	\$415,000	9.6
Jun-2020	\$455,000	\$405,000	12.3
May-2020	\$435,000	\$410,000	6.1
Apr-2020	\$425,000	\$399,495	6.4
Mar-2020	\$426,000	\$395,000	7.8
Feb-2020	\$410,000	\$379,000	8.2
Jan-2020	\$400,000	\$370,000	8.1
Dec-2019	\$399,485	\$370,000	8.0

Pending Sales Median Price for: Location: Suffolk (County) (Last 24 Months - Residential, Condo, Co-op Properties)



Note: Information displayed in the data table is compiled by OneKey™ MLS and represents a combined total of Residential, Condo, Co-op Properties sales for the selected time frame. Only available data will be displayed. Please note that small data samples will skew the % of change year to year. This information is intended for marketing purposes only.

Sold Property Counts for:

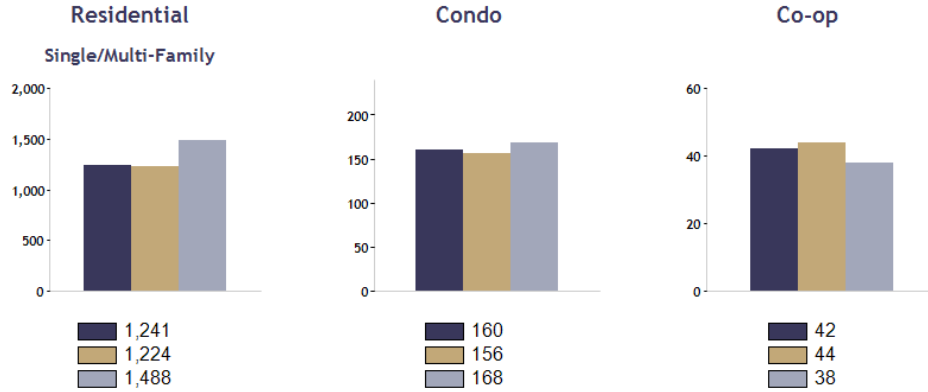
Location: Suffolk (County)

Date Range



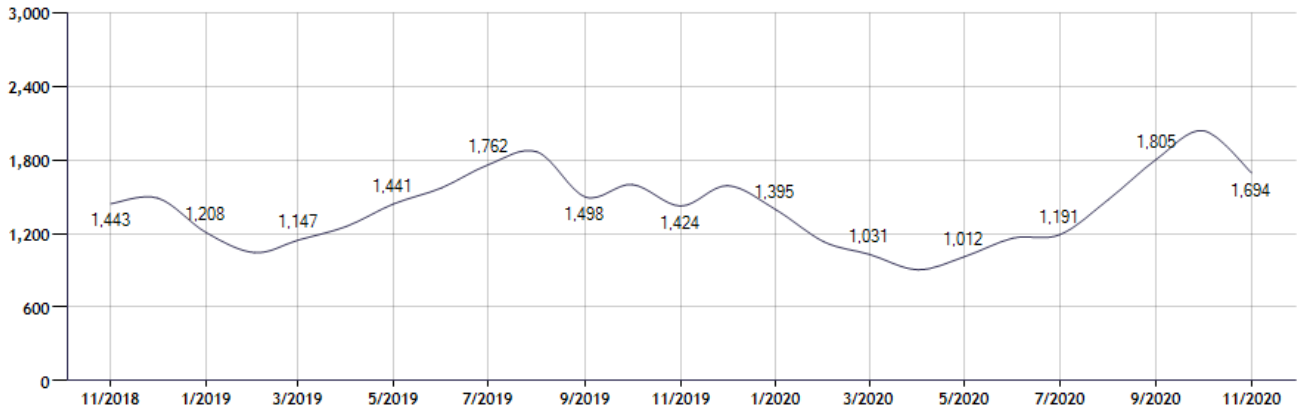
Current Available Inventory - 3,910
 Current Median List Price - \$584,995

Residential, Condo, Co-op Properties



Month	Current Year	Prior Year	% Change
Nov-2020	1,694	1,424	19.0
Oct-2020	2,037	1,599	27.4
Sep-2020	1,805	1,498	20.5
Aug-2020	1,475	1,865	-20.9
Jul-2020	1,191	1,762	-32.4
Jun-2020	1,163	1,573	-26.1
May-2020	1,012	1,441	-29.8
Apr-2020	906	1,259	-28.0
Mar-2020	1,031	1,147	-10.1
Feb-2020	1,132	1,045	8.3
Jan-2020	1,395	1,208	15.5
Dec-2019	1,590	1,489	6.8

Sold Property Counts for: Location: Suffolk (County) (Last 24 Months - Residential, Condo, Co-op Properties)



Note: Information displayed in the data table is compiled by OneKey™ MLS and represents a combined total of Residential, Condo, Co-op Properties sales for the selected time frame. Only available data will be displayed. Please note that small data samples will skew the % of change year to year. This information is intended for marketing purposes only.

Pending Sales Counts for:

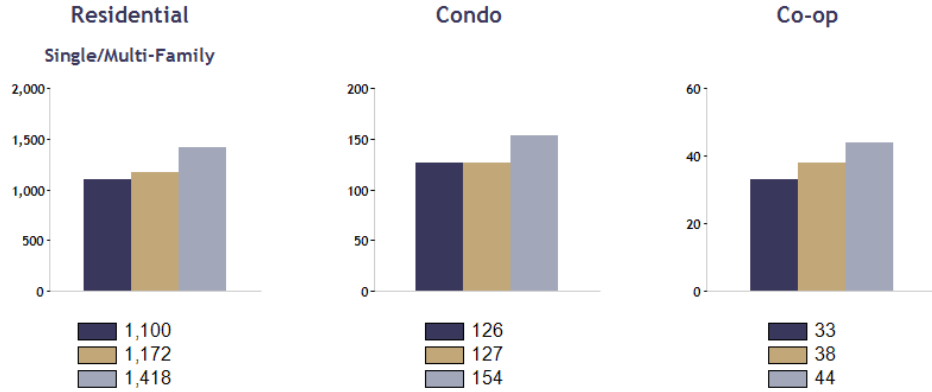
Location: Suffolk (County)

Date Range



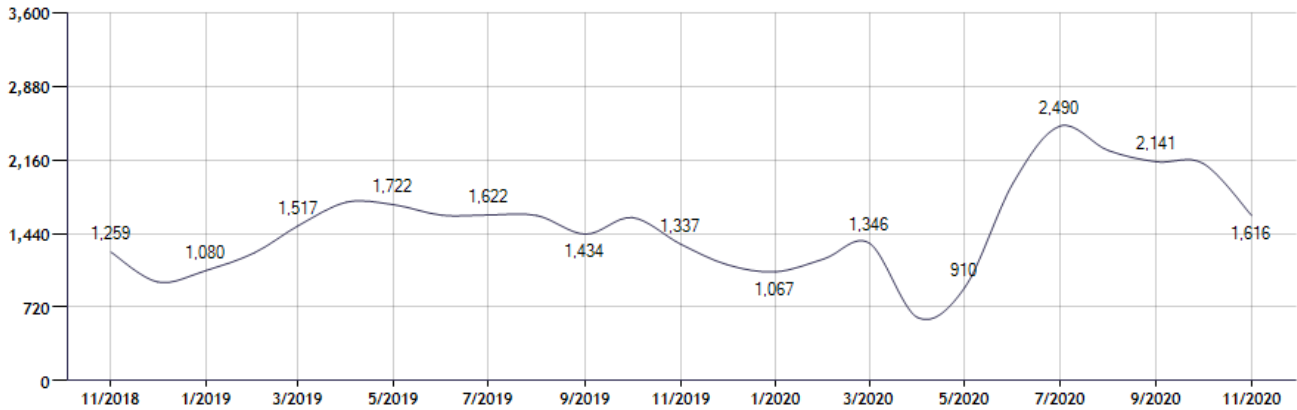
Current Available Inventory - 3,910
 Current Median List Price - \$584,995

Residential, Condo, Co-op Properties



Month	Current Year	Prior Year	% Change
Nov-2020	1,616	1,337	20.9
Oct-2020	2,124	1,596	33.1
Sep-2020	2,141	1,434	49.3
Aug-2020	2,252	1,616	39.4
Jul-2020	2,490	1,622	53.5
Jun-2020	1,931	1,619	19.3
May-2020	910	1,722	-47.2
Apr-2020	619	1,747	-64.6
Mar-2020	1,346	1,517	-11.3
Feb-2020	1,193	1,253	-4.8
Jan-2020	1,067	1,080	-1.2
Dec-2019	1,135	967	17.4

Pending Sales Counts for: Location: Suffolk (County) (Last 24 Months - Residential, Condo, Co-op Properties)



Note: Information displayed in the data table is compiled by OneKey™ MLS and represents a combined total of Residential, Condo, Co-op Properties sales for the selected time frame. Only available data will be displayed. Please note that small data samples will skew the % of change year to year. This information is intended for marketing purposes only.