



Suffolk County Market Updates

October 2020

Closed Median Sale Price 2
Pending Median Sale Price 3
Number of Closed Monthly Transactions 4
Number of Pending Monthly Transaction 5

Pending Sales Median Price for:

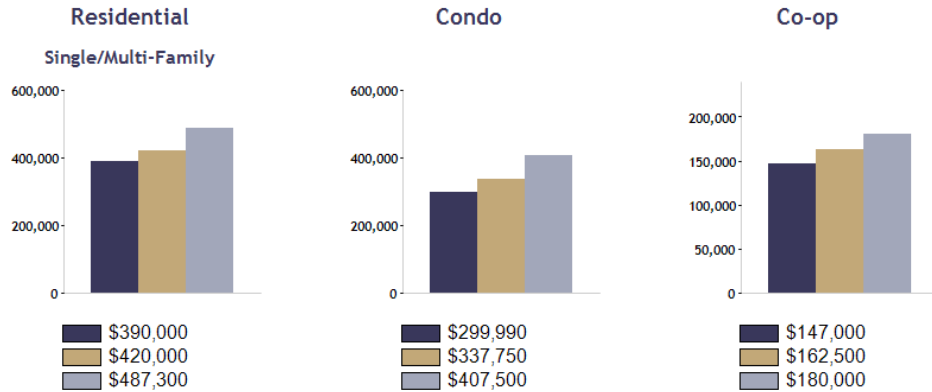
Location: Suffolk (County)

Date Range



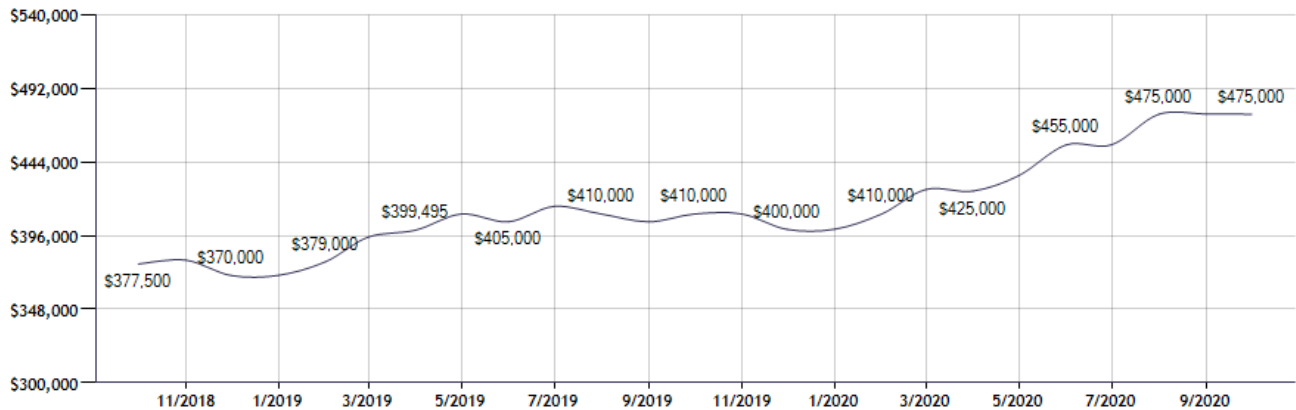
Current Available Inventory - 4,191
Current Median List Price - \$599,000

Residential, Condo, Co-op Properties



Month	Current Year	Prior Year	% Change
Oct-2020	\$475,000	\$410,000	15.9
Sep-2020	\$475,000	\$405,000	17.3
Aug-2020	\$475,000	\$410,000	15.9
Jul-2020	\$455,000	\$415,000	9.6
Jun-2020	\$455,000	\$405,000	12.3
May-2020	\$435,000	\$410,000	6.1
Apr-2020	\$425,000	\$399,495	6.4
Mar-2020	\$426,000	\$395,000	7.8
Feb-2020	\$410,000	\$379,000	8.2
Jan-2020	\$400,000	\$370,000	8.1
Dec-2019	\$400,000	\$370,000	8.1
Nov-2019	\$410,000	\$380,000	7.9

Pending Sales Median Price for: Location: Suffolk (County) (Last 24 Months - Residential, Condo, Co-op Properties)



Note: Information displayed in the data table is compiled by OneKey™ MLS and represents a combined total of Residential, Condo, Co-op Properties sales for the selected time frame. Only available data will be displayed. Please note that small data samples will skew the % of change year to year. This information is intended for marketing purposes only.

Sold Property Median Price for:

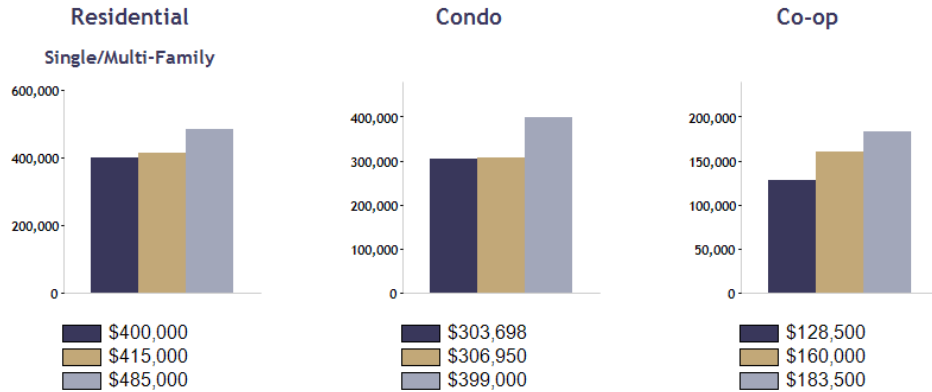
Location: Suffolk (County)

Date Range



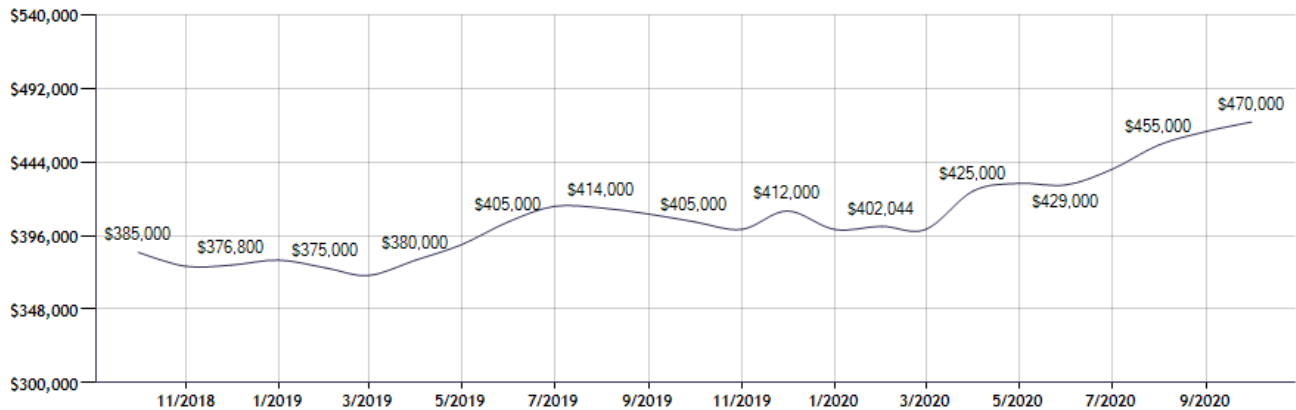
Current Available Inventory - 4,191
 Current Median List Price - \$599,000

Residential, Condo, Co-op Properties



Month	Current Year	Prior Year	% Change
Oct-2020	\$470,000	\$405,000	16.0
Sep-2020	\$463,750	\$410,000	13.1
Aug-2020	\$455,000	\$414,000	9.9
Jul-2020	\$439,000	\$415,000	5.8
Jun-2020	\$429,000	\$405,000	5.9
May-2020	\$430,000	\$390,000	10.3
Apr-2020	\$425,000	\$380,000	11.8
Mar-2020	\$400,000	\$370,000	8.1
Feb-2020	\$402,044	\$375,000	7.2
Jan-2020	\$400,000	\$380,000	5.3
Dec-2019	\$412,000	\$376,800	9.3
Nov-2019	\$400,000	\$376,000	6.4

Sold Property Median Price for: Location: Suffolk (County) (Last 24 Months - Residential, Condo, Co-op Properties)



Note: Information displayed in the data table is compiled by OneKey™ MLS and represents a combined total of Residential, Condo, Co-op Properties sales for the selected time frame. Only available data will be displayed. Please note that small data samples will skew the % of change year to year. This information is intended for marketing purposes only.

Pending Sales Counts for:

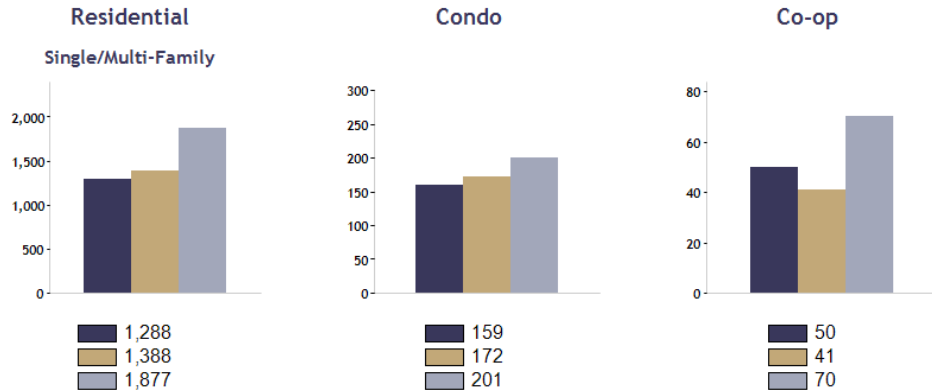
Location: Suffolk (County)

Date Range



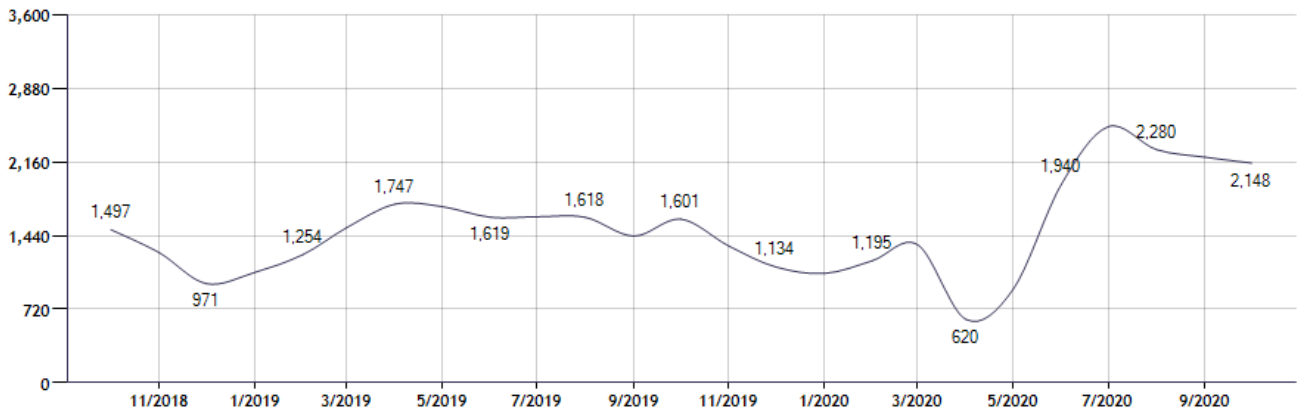
Current Available Inventory - 4,191
Current Median List Price - \$599,000

Residential, Condo, Co-op Properties



Month	Current Year	Prior Year	% Change
Oct-2020	2,148	1,601	34.2
Sep-2020	2,206	1,435	53.7
Aug-2020	2,280	1,618	40.9
Jul-2020	2,503	1,623	54.2
Jun-2020	1,940	1,619	19.8
May-2020	913	1,723	-47.0
Apr-2020	620	1,747	-64.5
Mar-2020	1,350	1,517	-11.0
Feb-2020	1,195	1,254	-4.7
Jan-2020	1,070	1,080	-0.9
Dec-2019	1,134	971	16.8
Nov-2019	1,337	1,272	5.1

Pending Sales Counts for: Location: Suffolk (County) (Last 24 Months - Residential, Condo, Co-op Properties)



Note: Information displayed in the data table is compiled by OneKey™ MLS and represents a combined total of Residential, Condo, Co-op Properties sales for the selected time frame. Only available data will be displayed. Please note that small data samples will skew the % of change year to year. This information is intended for marketing purposes only.

Sold Property Counts for:

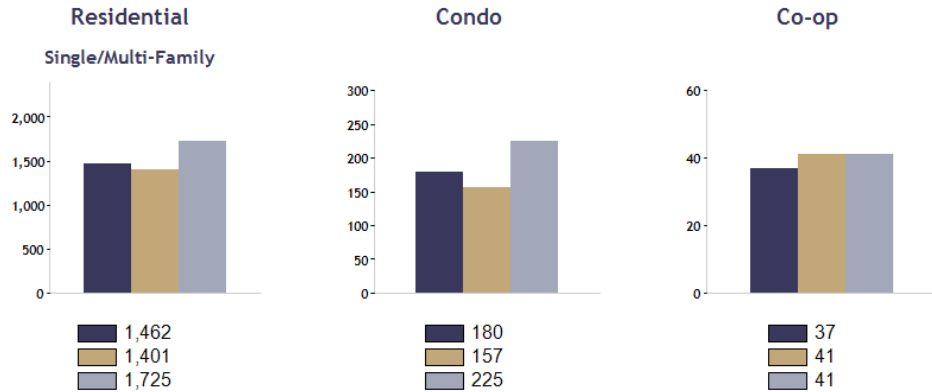
Location: Suffolk (County)

Date Range



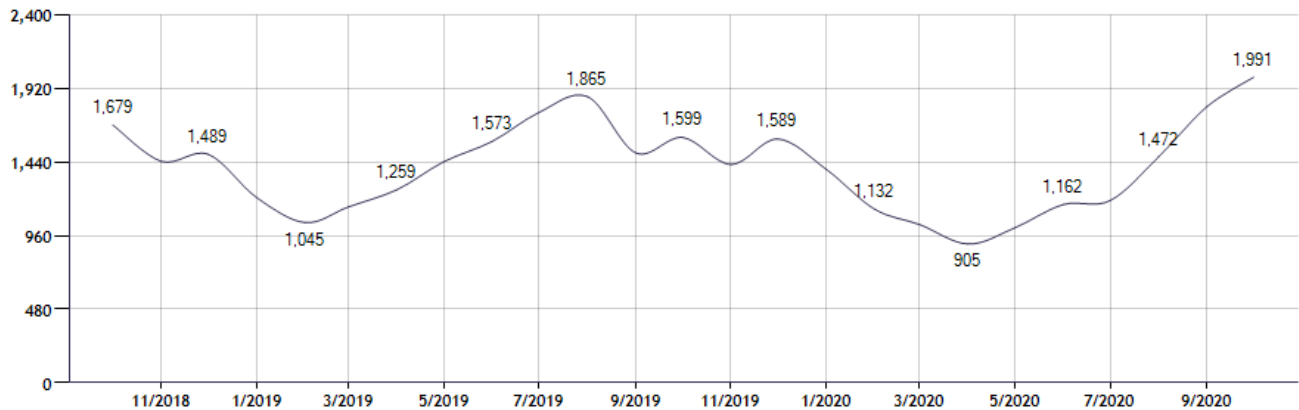
Current Available Inventory - 4,191
Current Median List Price - \$599,000

Residential, Condo, Co-op Properties



Month	Current Year	Prior Year	% Change
Oct-2020	1,991	1,599	24.5
Sep-2020	1,799	1,498	20.1
Aug-2020	1,472	1,865	-21.1
Jul-2020	1,188	1,762	-32.6
Jun-2020	1,162	1,573	-26.1
May-2020	1,011	1,441	-29.8
Apr-2020	905	1,259	-28.1
Mar-2020	1,031	1,147	-10.1
Feb-2020	1,132	1,045	8.3
Jan-2020	1,392	1,208	15.2
Dec-2019	1,589	1,489	6.7
Nov-2019	1,423	1,443	-1.4

Sold Property Counts for: Location: Suffolk (County) (Last 24 Months - Residential, Condo, Co-op Properties)



Note: Information displayed in the data table is compiled by OneKey™ MLS and represents a combined total of Residential, Condo, Co-op Properties sales for the selected time frame. Only available data will be displayed. Please note that small data samples will skew the % of change year to year. This information is intended for marketing purposes only.