

September 2020

Closed Median Sale Price 2
Number of Closed Monthly Transactions 4
Number of Pending Monthly Transaction 5

Sold Property Median Price for:

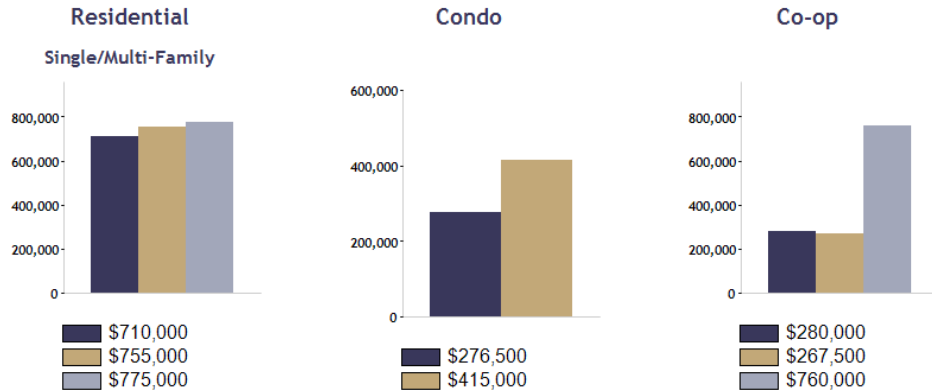
Location: Kings/Brooklyn (County)

Date Range

Sep 2018	Sep 2019	Sep 2020
----------	----------	----------

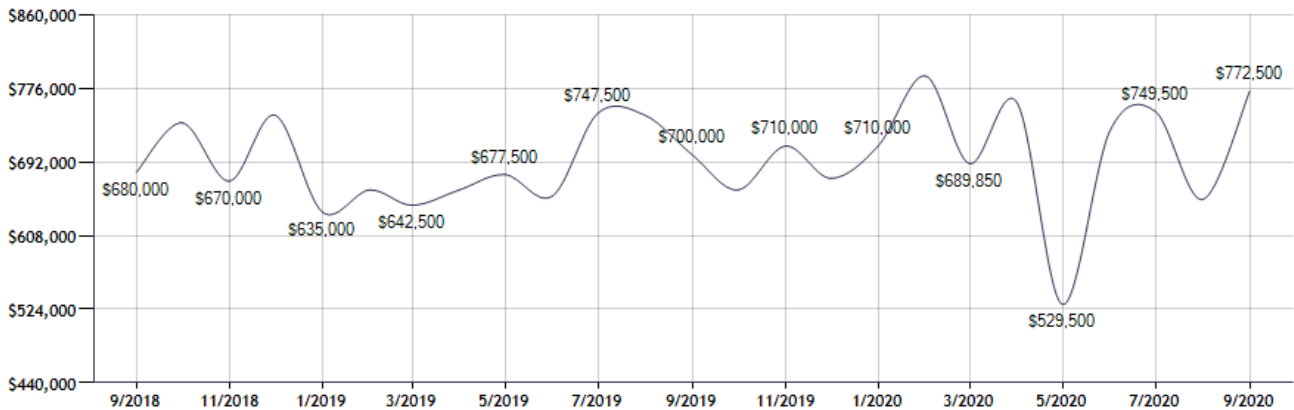
Current Available Inventory - 1,543
 Current Median List Price - \$999,000

Residential, Condo, Co-op Properties



Month	Current Year	Prior Year	% Change
Sep-2020	\$772,500	\$700,000	10.4
Aug-2020	\$649,000	\$745,000	-12.9
Jul-2020	\$749,500	\$747,500	0.3
Jun-2020	\$726,500	\$652,800	11.3
May-2020	\$529,500	\$677,500	-21.8
Apr-2020	\$760,000	\$660,000	15.2
Mar-2020	\$689,850	\$642,500	7.4
Feb-2020	\$790,000	\$660,000	19.7
Jan-2020	\$710,000	\$635,000	11.8
Dec-2019	\$673,250	\$745,250	-9.7
Nov-2019	\$710,000	\$670,000	6.0
Oct-2019	\$660,000	\$736,415	-10.4

Sold Property Median Price for: Location: Kings/Brooklyn (County) (Last 24 Months - Residential, Condo, Co-op Properties)



Note: Information displayed in the data table is compiled by OneKey™ MLS and represents a combined total of Residential, Condo, Co-op Properties sales for the selected time frame. Only available data will be displayed. Please note that small data samples will skew the % of change year to year. This information is intended for marketing purposes only.

Pending Sales Median Price for:

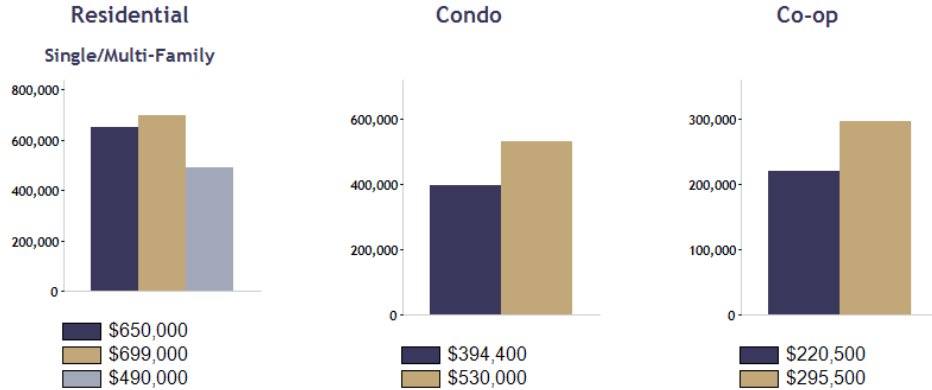
Location: Kings/Brooklyn (County)

Date Range

Sep 2018	Sep 2019	Sep 2020
----------	----------	----------

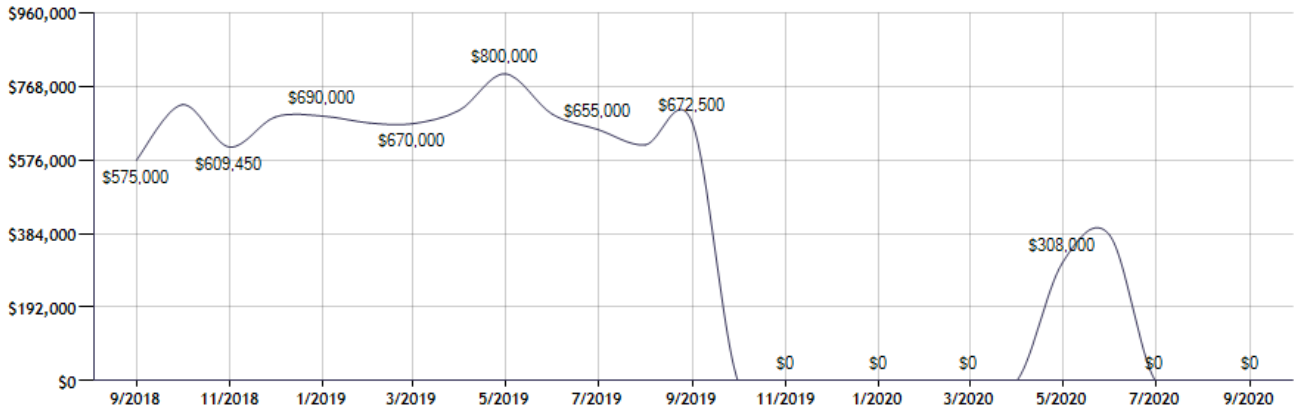
Current Available Inventory - 1,543
 Current Median List Price - \$999,000

Residential, Condo, Co-op Properties



Month	Current Year	Prior Year	% Change
Sep-2020	\$0	\$672,500	-100.0
Aug-2020	\$0	\$615,000	-100.0
Jul-2020	\$0	\$655,000	-100.0
Jun-2020	\$380,000	\$695,000	-45.3
May-2020	\$308,000	\$800,000	-61.5
Apr-2020	\$0	\$705,000	-100.0
Mar-2020	\$0	\$670,000	-100.0
Feb-2020	\$0	\$672,000	-100.0
Jan-2020	\$0	\$690,000	-100.0
Dec-2019	\$0	\$687,500	-100.0
Nov-2019	\$0	\$609,450	-100.0
Oct-2019	\$0	\$719,500	-100.0

Pending Sales Median Price for: Location: Kings/Brooklyn (County) (Last 24 Months - Residential, Condo, Co-op Properties)



Note: Information displayed in the data table is compiled by OneKey™ MLS and represents a combined total of Residential, Condo, Co-op Properties sales for the selected time frame. Only available data will be displayed. Please note that small data samples will skew the % of change year to year. This information is intended for marketing purposes only.

Sold Property Counts for:

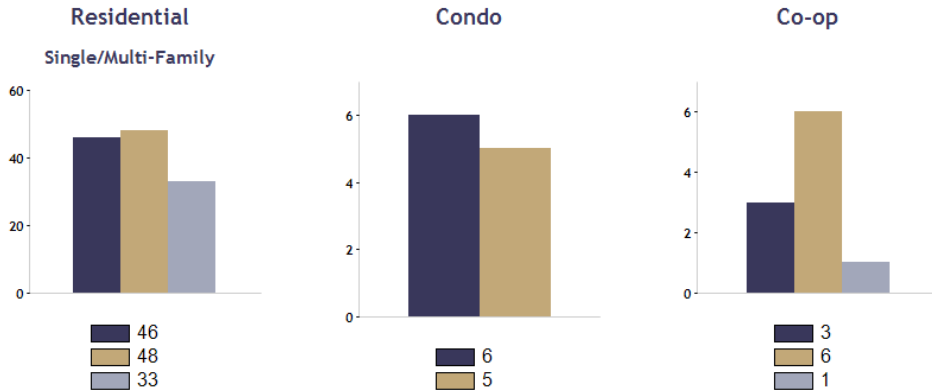
Location: Kings/Brooklyn (County)

Date Range



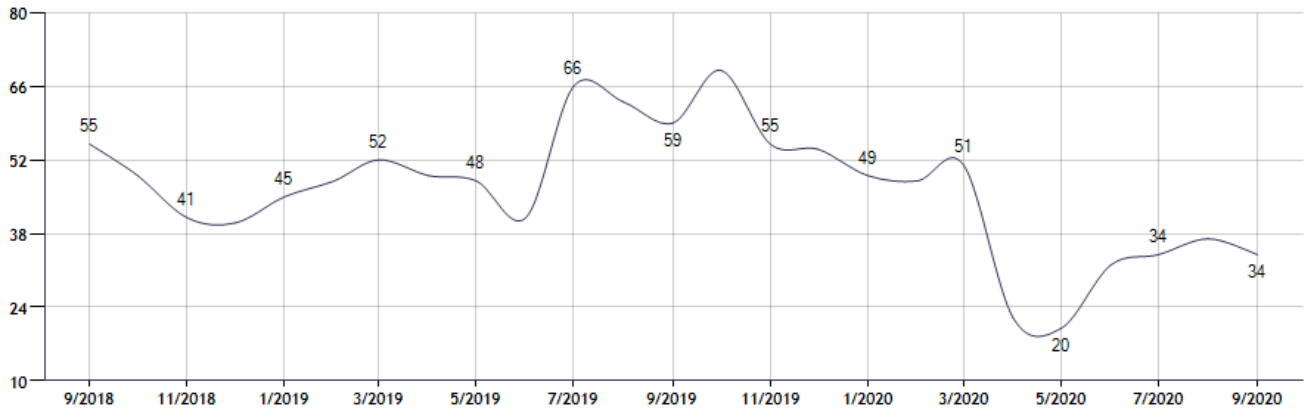
Current Available Inventory - 1,543
 Current Median List Price - \$999,000

Residential, Condo, Co-op Properties



Month	Current Year	Prior Year	% Change
Sep-2020	34	59	-42.4
Aug-2020	37	63	-41.3
Jul-2020	34	66	-48.5
Jun-2020	32	41	-22.0
May-2020	20	48	-58.3
Apr-2020	22	49	-55.1
Mar-2020	51	52	-1.9
Feb-2020	48	48	0.0
Jan-2020	49	45	8.9
Dec-2019	54	40	35.0
Nov-2019	55	41	34.1
Oct-2019	69	49	40.8

Sold Property Counts for: Location: Kings/Brooklyn (County) (Last 24 Months - Residential, Condo, Co-op Properties)



Note: Information displayed in the data table is compiled by OneKey™ MLS and represents a combined total of Residential, Condo, Co-op Properties sales for the selected time frame. Only available data will be displayed. Please note that small data samples will skew the % of change year to year. This information is intended for marketing purposes only.

Pending Sales Counts for:

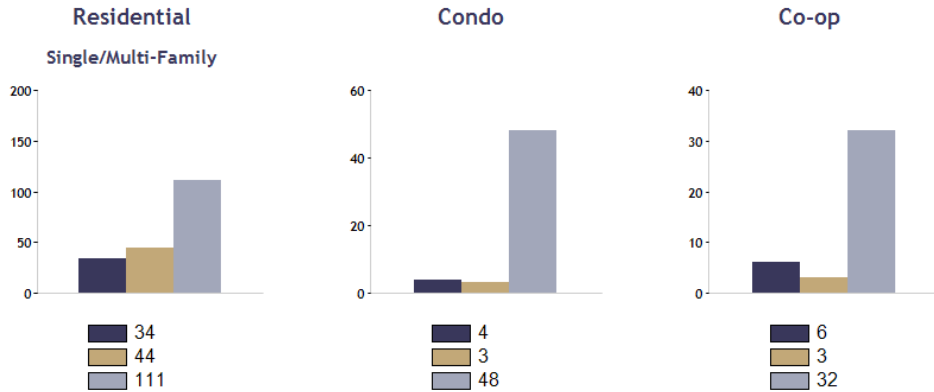
Location: Kings/Brooklyn (County)

Date Range

Sep 2018	Sep 2019	Sep 2020
----------	----------	----------

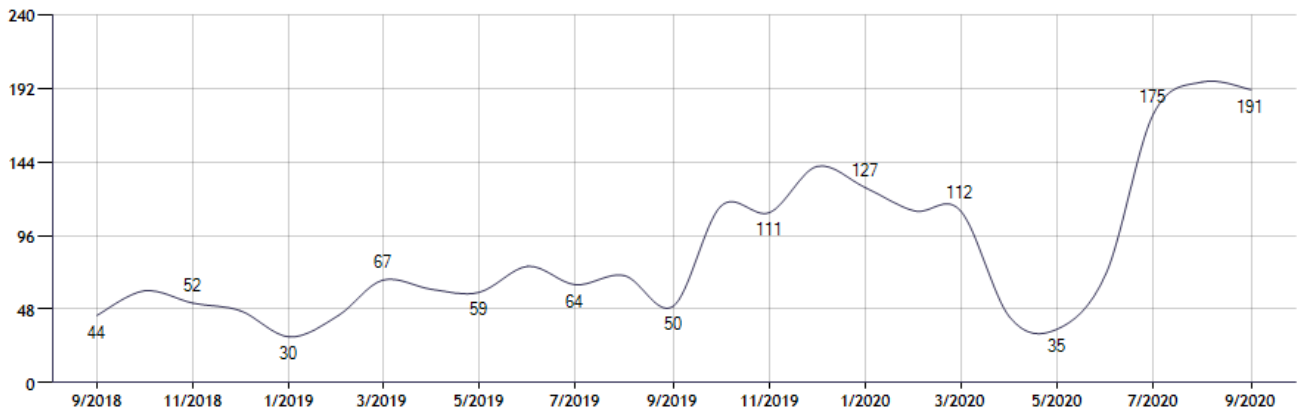
Current Available Inventory - 1,543
 Current Median List Price - \$999,000

Residential, Condo, Co-op Properties



Month	Current Year	Prior Year	% Change
Sep-2020	191	50	282.0
Aug-2020	196	70	180.0
Jul-2020	175	64	173.4
Jun-2020	71	76	-6.6
May-2020	35	59	-40.7
Apr-2020	43	61	-29.5
Mar-2020	112	67	67.2
Feb-2020	112	44	154.5
Jan-2020	127	30	323.3
Dec-2019	141	47	200.0
Nov-2019	111	52	113.5
Oct-2019	115	60	91.7

Pending Sales Counts for: Location: Kings/Brooklyn (County) (Last 24 Months - Residential, Condo, Co-op Properties)



Note: Information displayed in the data table is compiled by OneKey™ MLS and represents a combined total of Residential, Condo, Co-op Properties sales for the selected time frame. Only available data will be displayed. Please note that small data samples will skew the % of change year to year. This information is intended for marketing purposes only.