



Nassau County Market Updates

September 2020

Closed Median Sale Price 2
Pending Median Sale Price 3
Number of Closed Monthly Transactions 4
Number of Pending Monthly Transaction 5

Sold Property Median Price for:

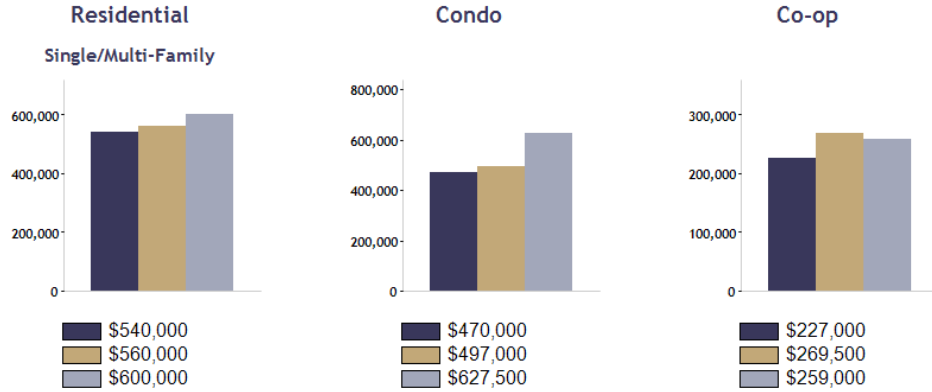
Location: Nassau (County)

Date Range



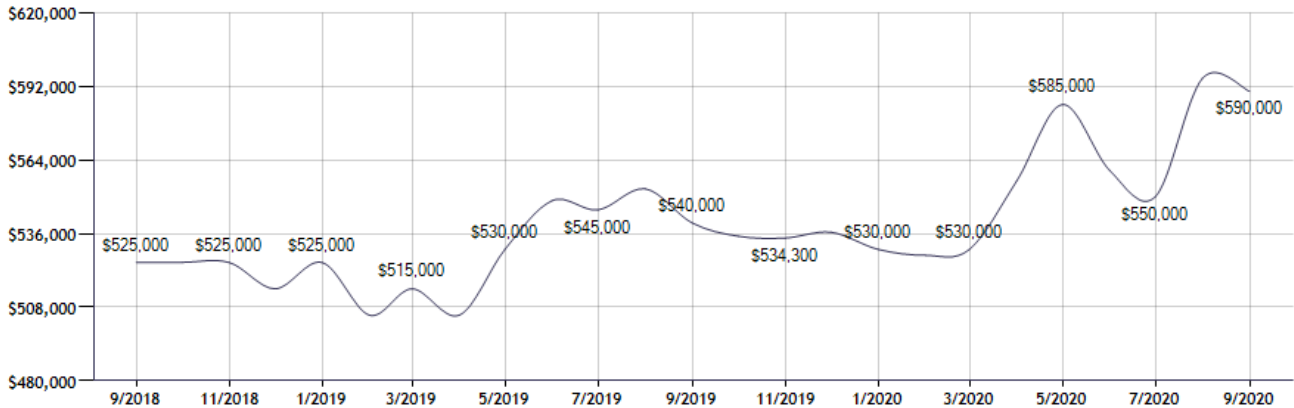
Current Available Inventory - 4,697
 Current Median List Price - \$731,275

Residential, Condo, Co-op Properties



Month	Current Year	Prior Year	% Change
Sep-2020	\$590,000	\$540,000	9.3
Aug-2020	\$595,000	\$553,000	7.6
Jul-2020	\$550,000	\$545,000	0.9
Jun-2020	\$560,000	\$548,500	2.1
May-2020	\$585,000	\$530,000	10.4
Apr-2020	\$556,000	\$505,000	10.1
Mar-2020	\$530,000	\$515,000	2.9
Feb-2020	\$527,750	\$505,000	4.5
Jan-2020	\$530,000	\$525,000	1.0
Dec-2019	\$536,500	\$515,000	4.2
Nov-2019	\$534,300	\$525,000	1.8
Oct-2019	\$535,000	\$525,000	1.9

Sold Property Median Price for: Location: Nassau (County) (Last 24 Months - Residential, Condo, Co-op Properties)



Note: Information displayed in the data table is compiled by OneKey™ MLS and represents a combined total of Residential, Condo, Co-op Properties sales for the selected time frame. Only available data will be displayed. Please note that small data samples will skew the % of change year to year. This information is intended for marketing purposes only.

Pending Sales Median Price for:

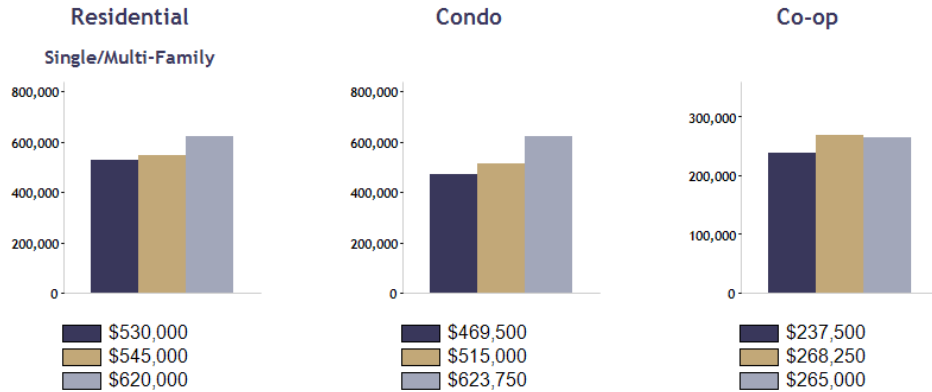
Location: Nassau (County)

Date Range

Sep 2018	Sep 2019	Sep 2020
----------	----------	----------

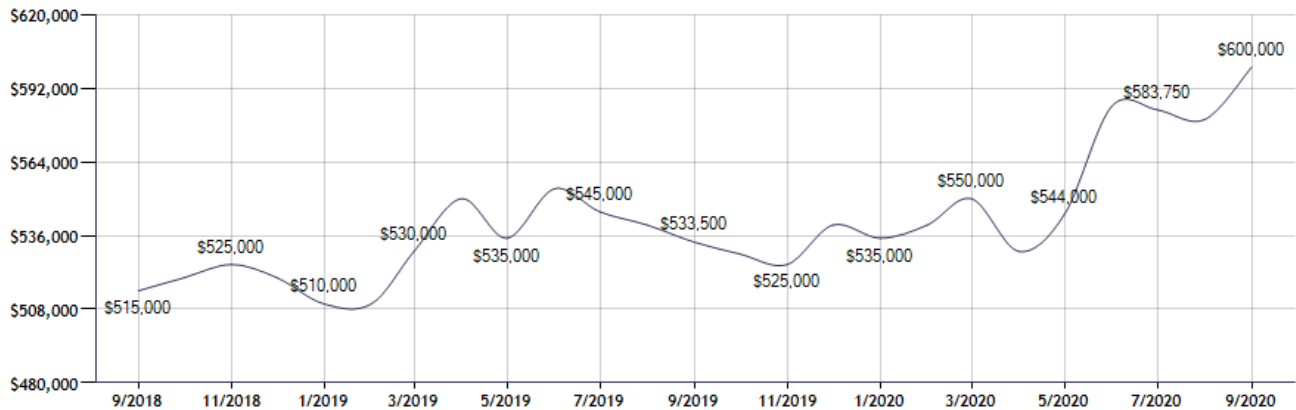
Current Available Inventory - 4,697
 Current Median List Price - \$731,275

Residential, Condo, Co-op Properties



Month	Current Year	Prior Year	% Change
Sep-2020	\$600,000	\$533,500	12.5
Aug-2020	\$580,000	\$540,000	7.4
Jul-2020	\$583,750	\$545,000	7.1
Jun-2020	\$585,000	\$553,750	5.6
May-2020	\$544,000	\$535,000	1.7
Apr-2020	\$530,000	\$550,000	-3.6
Mar-2020	\$550,000	\$530,000	3.8
Feb-2020	\$540,000	\$510,000	5.9
Jan-2020	\$535,000	\$510,000	4.9
Dec-2019	\$540,000	\$520,000	3.8
Nov-2019	\$525,000	\$525,000	0.0
Oct-2019	\$529,000	\$520,000	1.7

Pending Sales Median Price for: Location: Nassau (County) (Last 24 Months - Residential, Condo, Co-op Properties)



Note: Information displayed in the data table is compiled by OneKey™ MLS and represents a combined total of Residential, Condo, Co-op Properties sales for the selected time frame. Only available data will be displayed. Please note that small data samples will skew the % of change year to year. This information is intended for marketing purposes only.

Sold Property Counts for:

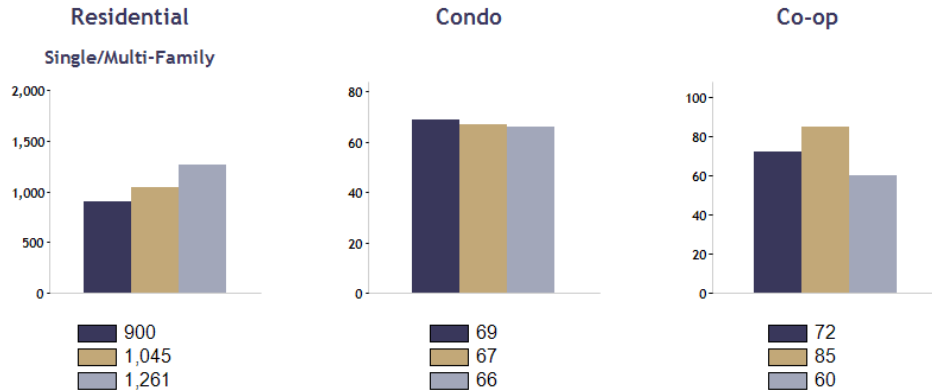
Location: Nassau (County)

Date Range



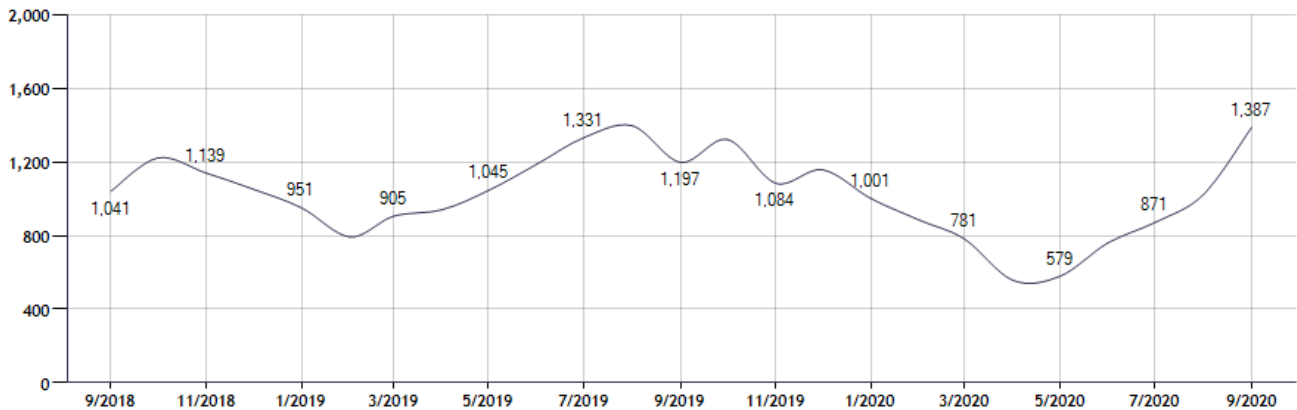
Current Available Inventory - 4,697
 Current Median List Price - \$731,275

Residential, Condo, Co-op Properties



Month	Current Year	Prior Year	% Change
Sep-2020	1,387	1,197	15.9
Aug-2020	1,022	1,396	-26.8
Jul-2020	871	1,331	-34.6
Jun-2020	761	1,188	-35.9
May-2020	579	1,045	-44.6
Apr-2020	557	940	-40.7
Mar-2020	781	905	-13.7
Feb-2020	884	793	11.5
Jan-2020	1,001	951	5.3
Dec-2019	1,157	1,052	10.0
Nov-2019	1,084	1,139	-4.8
Oct-2019	1,321	1,221	8.2

Sold Property Counts for: Location: Nassau (County) (Last 24 Months - Residential, Condo, Co-op Properties)



Note: Information displayed in the data table is compiled by OneKey™ MLS and represents a combined total of Residential, Condo, Co-op Properties sales for the selected time frame. Only available data will be displayed. Please note that small data samples will skew the % of change year to year. This information is intended for marketing purposes only.

Pending Sales Counts for:

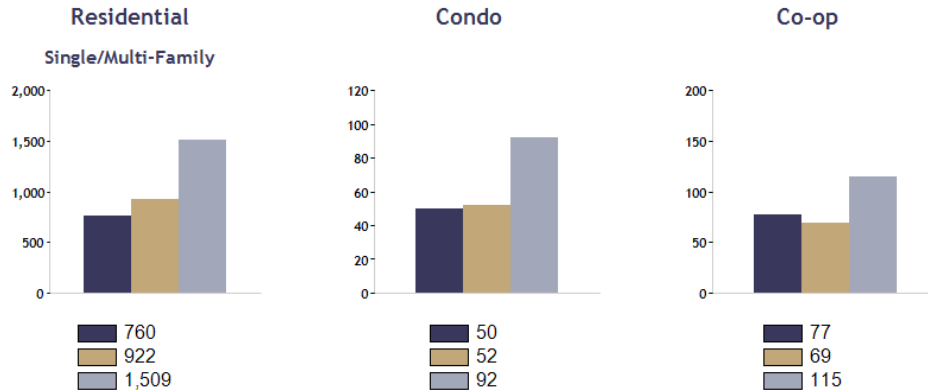
Location: Nassau (County)

Date Range



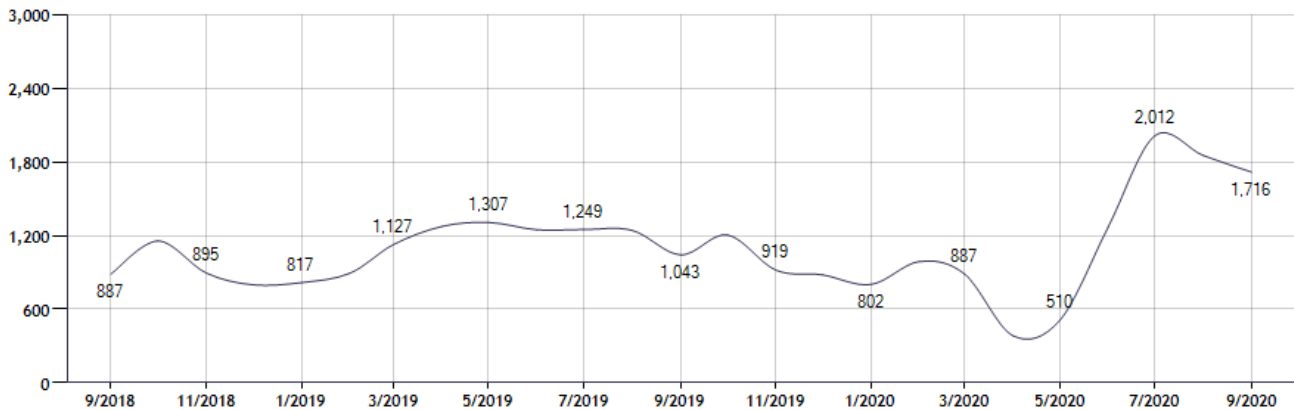
Current Available Inventory - 4,697
 Current Median List Price - \$731,275

Residential, Condo, Co-op Properties



Month	Current Year	Prior Year	% Change
Sep-2020	1,716	1,043	64.5
Aug-2020	1,852	1,242	49.1
Jul-2020	2,012	1,249	61.1
Jun-2020	1,268	1,247	1.7
May-2020	510	1,307	-61.0
Apr-2020	385	1,274	-69.8
Mar-2020	887	1,127	-21.3
Feb-2020	989	893	10.8
Jan-2020	802	817	-1.8
Dec-2019	880	799	10.1
Nov-2019	919	895	2.7
Oct-2019	1,205	1,156	4.2

Pending Sales Counts for: Location: Nassau (County) (Last 24 Months - Residential, Condo, Co-op Properties)



Note: Information displayed in the data table is compiled by OneKey™ MLS and represents a combined total of Residential, Condo, Co-op Properties sales for the selected time frame. Only available data will be displayed. Please note that small data samples will skew the % of change year to year. This information is intended for marketing purposes only.